

Welcome to Raider Basketball



WRIGHT STATE
UNIVERSITY
CELEBRATING
40 YEARS
1967-2007
MAKING A DIFFERENCE
IN PEOPLE'S LIVES



**BRIDGETT
WILLIAMS**



**SHEY
PEDDY**



**LASHAWNA
THOMAS**



**ERICA
RICHARDSON**





Statement of Philosophy for Intercollegiate Athletics

The athletics program at Wright State University is recognized as an integral part of the total educational process. The athletics program is designed to contribute to the total development of the student-athlete's health, fitness, skill, leadership, and respect for others.

Wright State University's intercollegiate athletic representatives are student-athletes, coaches and staff who are instructed on and dedicated to the principles of fair play and amateur competition as defined by the rules of the National Collegiate Athletic Association. It is the responsibility of the athletics administration and coaches to insure that the entire program is in full compliance with all pertinent rules and regulations.

Objectives of the intercollegiate athletics program at Wright State University are to:

1. provide a form of student activity which is generally accepted part of collegiate life.
2. provide opportunities for the development of unique skills and abilities to a diverse segment of the male and female student population.
3. provide the opportunity and motivation for participation in sports activities for a broad segment of the male and female student population.
4. provide a vehicle which is a recognized builder of morale and esprit de corps among students, staff, and alumni.
5. create an awareness of and support for Wright State University within the region, state and nation.
6. sponsor a breadth of programs which will provide student-athletes with the opportunity to compete on a local, regional, or national level. Within this objective, programs will be funded and expectations generated which will provide each program or individual with the opportunity to achieve success.
7. provide an environment in which the student-athlete will learn the value of fair play, the necessity of obeying rules and regulations, and the necessity to perform up to prescribed academic standards.

Wright State Quick Facts

Location: Dayton, OH 45435-0001
 Founded: 1964; independent status, 1967
 Enrollment: 17,074
 Nickname: Raiders
 Colors: Hunter Green and Gold
 Conference: Horizon League
 President: Dr. David Hopkins
 Director of Athletics/Alma Mater: Bob Grant/Wright State, 1988
 SWA/Alma Mater: Maureen Cooper/Dayton, 1992
 Head Coach/Alma Mater: Bridgett Williams/SIU-Carbondale, 1988
 Record at WSU/Years: 83-120/Seven
 Overall Record/Years: 93-166/Nine
 Assistant Coaches/Alma Mater: Jenerrie Everette/Kentucky, 2004
 Joshua Snyder/Cincinnati Christian, 1996
 Kevin Williams/Kansas State, 1997

Dir. of Basketball Operations/Alma Mater: Erin Anderson/Wright State, 2007
 2007-08 Record: 16-16 Overall, 11-7 Horizon (Tied for Second)
 Letterwinners Returning/Lost: 9/4
 Starters Returning/Lost: 4/1
 Assistant AD/Athletic Communications: Bob Noss
 Women's Basketball SID: Matt Zircher
 Office: (937) 775-2831
 Hotline: 1-888-RAIDERS
 Fax: (937) 775-2368
 Press Row: (937) 775-4688
 email: matt.zircher@wright.edu
 Internet: <http://www.wsuraiders.com>
 Head Athletic Trainer: Jason Franklin
 Women's Basketball Trainer: Siobhan Fagan
 Home Court/Capacity: Ervin J. Nutter Center/11,019
 Ticket Office Phone: (937) 775-4789

Contents

All-Time MVPs and Letterwinners.....	116
Athletic Director.....	56
Coaches.....	40-49
Dayton.....	78-81
Ervin J. Nutter Center.....	75-76
Horizon League.....	84-91
In Good Company.....	57-62
Media Services.....	3
Miami Valley.....	77
1,000 Point Club.....	115
Opponent Records.....	123
Opponents.....	124-130
Player Profiles.....	9-38
President, WSU.....	55
Raiders at a Glance.....	132
Raiders in the Community.....	83
Raider Records.....	112-114
Raider Roster and Team Picture.....	8
Setzer Pavilion /	
Mills Morgan Center.....	73-74
Statement of Philosophy.....	2
Strength and Conditioning.....	50
Through the Years.....	117-122
Training Staff.....	51
Wright State Graduates.....	63
Wright State Map.....	82
Wright State Quick Facts.....	2
Wright State University.....	64-72
2007-08 Box Scores.....	94-109
2007-08 Results.....	92
2008-09 Schedule.....	BC
2007-08 Statistics.....	93
2009 Wright State Basketball Camps.....	131
2008-09 Season Outlook.....	4-5

Credits

Compilation:	Matt Zircher, Associate SID
Typesetting and Printing:	Wright State University Printing Services
Editing:	Wright State University
Photography:	University Media Services, Keith Cole, Trevor Thompson, Nicholas Falzerano, Tim Zechar
Design:	UTC Communications



Media Services

The 2008–09 media guide is designed to assist your coverage of the Wright State University women's basketball team. Additional information is available by contacting the sports information office at (937) 775-2831.

Credentials

Season credentials will be issued to local reporters, columnists, etc. prior to the first game. If you have not received a season pass in the past, you must contact the sports information office. Game-by-game passes will be issued by as-needed situations, depending on available space. These passes must be requested at least three days in advance of the game and will be distributed at entrance #9 off parking lot #5.

Parking

Season parking passes will be distributed to local media prior to the first game. Press parking will be in parking lot #5 until filled. Individual requests must be made at least five days in advance.

Interviews

Interviews during the week must be arranged through the SID office or with the basketball office. Media may come to practice and talk to players before or after practice but may not contact student-athletes outside these times or outside pre-arranged times. Home phone numbers will not be given out. Coach Williams can be reached Monday through Friday in the morning at (937) 775-2771.

Practices

Practices are generally closed unless permission is granted through Coach Williams and the sports information office.

Photographers

Passes will be handled same as above. Still and video photographers are limited to work the end lines as designated or the concourse level. Visiting teams will be supplied one video copy

of the game. Team videographers may tape the game from the platforms on the concourse level if space permits.

Radio

Permission to broadcast games from the Nutter Center must be granted from the SID office a week in advance of the game. Under reciprocal agreements, the official radio station of the home and visiting teams will receive up to two phone lines. Additional lines or unofficial outlets may purchase phone lines for \$75 each if available. Each radio station will receive broadcast space for two.

Phone Lines

Phone lines at court side and in the press room have been set up for collect or reverse charges only.

Television

All requests to televise Wright State University basketball must be made in writing before the season and should be directed to Assistant Athletics Director/Sports Information Director Bob Noss.

Greg Gahr is Memorial Press Room

Named for the late Greg Gahr—The Voice of the Raiders for 15 years—the Greg Gahr is Memorial Press Room is located on the court level just outside the open end of the arena. Counter space, electric and phone lines will be available as well as stats, notes and score sheets.

Services

Statistics, notes and refreshments will be available in the press room before the game. A copy machine is located in the press room, and a fax machine is located on the third floor in the SID office. Stats monitors will be supplied to official radio and television outlets and then to unofficial outlets when available.

Following the Raiders

On the Internet: Daily updates and score updates as well as other information can be accessed through wsuraiders.com, while stats for WSU and other Horizon League schools can

be accessed through horizonleague.org.

Videostreaming: All 13 of Wright State's home games will be video-streamed live on the internet as well as all nine Horizon League road contests and the Horizon League Tournament. A link to where the home games can be viewed can be found at wsuraiders.com.

Bridgett Williams Radio Show

The Bridgett Williams Radio Show will broadcast from various Fricker's locations throughout the Miami Valley six times during the season from 8:00–8:30 p.m. Those dates are:

- Monday, November 17
- Monday, December 15
- Monday, January 12
- Monday, January 26
- Monday, February 16
- Monday, February 23

It can be heard throughout the Miami Valley on WONE 980 AM, and WIZE 1360 AM.

About this Year's Guide...

The theme for the 2008-09 media guide is the Wright Brothers, inventors of aviation and the first flight.

A replica of the 1911 Wright "B" Flyer is featured on the front and back cover of the media guide. Special thanks to Keith Cole at UTC and the staff and crew at the Wright "B" Flyer Hangar and Museum.

Between pages are shots taken at the Air Force Museum, located just minutes from our campus. Again special thanks to Keith Cole at UTC and the museum staff.

In addition, the women's basketball program also want to pay special tribute to our university by acknowledging its 40th birthday.



2008-2009 Season Outlook

The Wright State women's basketball team was the surprise story of the Horizon League last season. Picked seventh in the preseason poll, the Raiders struggled in the early going with a tough nonleague schedule, dropping their first five games of the season and going 2-8 heading into their final nonconference matchup with Evansville.

One-point home wins over the Purple Aces and Milwaukee in the League opener, however, started WSU on its turnaround and the Raiders finished the year at 16-16 overall, tied for second in the conference at 11-7 and advanced to the Horizon League championship game for the second time in four years.

Unlike last season, which saw six of the 13 players make their collegiate debuts, Wright State will have a great deal of experience returning in four starters and nine letterwinners overall. The Raiders, though, will again be one of the younger teams in the Horizon League, if not all of Division I, as the 13-player roster consists of just one senior and three juniors.

"Last year was a breakthrough season for our program," says eighth-year head coach Bridgett Williams, who was named the 2007-08 Horizon League Co-Coach of the Year. "We were very young and battled through some injuries early, but we gained momentum as the season progressed and made a run at the end to the championship. Hopefully, with our returning experience and the addition of our three freshmen, that success will carry over on to this season."

RETURNERS

Leading the list of Raider returnees is sophomore guard Shey Peddy, who was named to the League's Preseason First Team in 2008-09 after being chosen as the League Newcomer of the Year last season as well as to the League's First Team and All-Defensive Team.

Peddy last season became the fourth Raider ever to be named First Team All-Horizon League, joining Reggen Stewart, Tiffany Webb and Brittney Whiteside. She also was the eighth Raider to be chosen to the All-Newcomer Team since Wright State came into the league in 1994-95 and just the third to be selected as the Newcomer of the Year, along with Timothea Clemmer and Whitney Lewis.

With her 31-point performances against North Dakota State and

Cleveland State in the Horizon League Championship game, Peddy became just the fourth player in WSU history to score 30 or more points in a game more than once. Peddy, who ranked third among all freshmen nationally in scoring (16.7), also appeared in the national rankings in steals per game (3.2) and field goal percentage (.539).

Despite missing the first six games and not starting until the ninth contest of the season due to injury, sophomore guard LaShawna Thomas also put together a solid freshman campaign as she joined Peddy on the Horizon League All-Newcomer Team. Thomas averaged 11.4 points per game as she scored 18 or more points on four occasions, including 24 in a home win over Loyola that saw her hit 11 of 13 shots. She also averaged 3.2 rebounds and two assists per game.

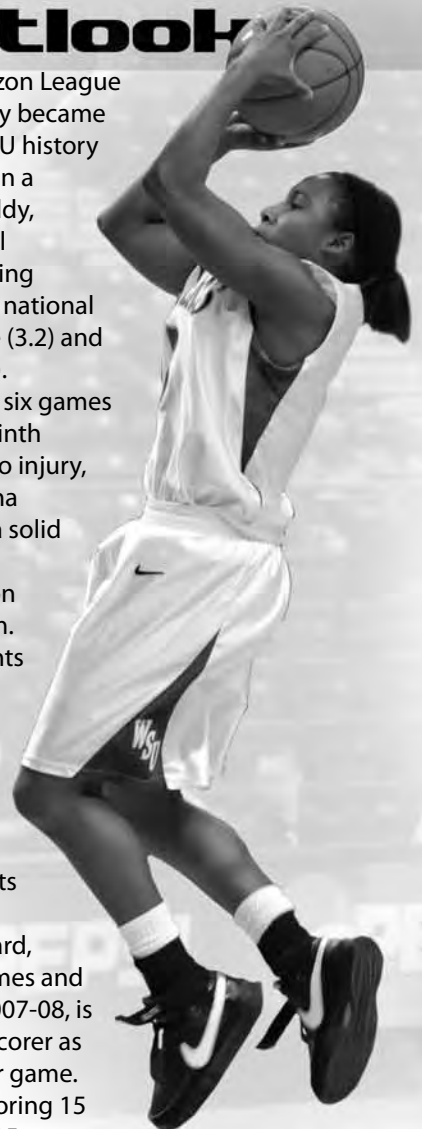
Junior guard Kanisha Ward, who started the first 17 games and made 18 starts overall in 2007-08, is WSU's third top returning scorer as she averaged 6.6 points per game. Ward hit 12 foul shots in scoring 15 points at Cal Poly and had 15 more as she connected on four three-pointers in leading the Raiders to a win over Canisius. She tallied 12 points off the bench in a key win at Valparaiso and had 11 points at Detroit in a return to her hometown.

Junior forward Erica Richardson averaged 6.1 points and 3.3 rebounds per game last season as she appeared in 22 games and made 17 starts. She shot 55 percent from the field and scored in double figures three times, including 12 against Milwaukee in the League semifinals.

Charné Dixon joined the Raiders last season from Franklin Pierce College and took over the point guard role as the junior recorded 68 assists and 42 steals in playing all but one game with 17 starts. She scored 11 points in a win at Valparaiso and had eight points and six assists in WSU's near upset at Green Bay.

Three sophomores also return in forward Tatianna Hall, who became a key player off the bench for the Raiders as she shot 74 percent from the foul line, forward Tanni Scott and guard Paige Lowe, who appeared in 21 and 14 games off the bench in 2007-08, respectively.

Mallory Wyrick, the lone senior on the Raider squad this season, rounds out the list of returnees for the Raiders as the walk-on guard, in her first year at WSU after transferring from UNC Wilmington, played in five games last season.



NEWCOMERS

Along with the nine returnees, the roster features four newcomers, including a transfer who is eligible to play this season. Sophomore forward Ta-myra Davis, a transfer from Youngstown State, sat out last year due to NCAA requirements. During her freshman year with the Penguins, Davis averaged 3.9 points and 4.3 rebounds per game. Davis, though, came on strong late in the season as she averaged 12.7 points and 6.7 rebounds while shooting 64 percent from the field overall the final three games. Davis recorded her first career double-double (19 points, 10 rebounds) at Butler and also had 11 points and six rebounds against Wright State.

Guard Maria Bennett was an Honorable Mention Division I All-Ohio selection as she averaged 16 points and 5.1 rebounds per game at Anderson High School in Cincinnati as a senior. Forward Molly Fox averaged 18.4 points, 10.1 rebounds and 4.4 blocks per game for Brown County High School in Indiana as a senior while forward Ta'mikka Snoddy was an Third Team Division II All-Ohio pick as she averaged 16.3 points per game and shot 59 percent from the field for Cambridge High School.

SCHEDULE

Wright State again faces a tough schedule in 2008-09, especially considering that seven of the first eight games on the slate will be away from the Nutter Center.

WSU opens the season on Saturday, November 22, with a matchup at Evansville, a team that advanced to the Women's NIT last season. After a visit to Eastern Kentucky on November 25, the Raiders will compete in the first of two regular-season tournaments on the schedule this season in the RMU Thanksgiving Tournament in Moon Township, Pennsylvania.

Along with host Robert Morris and Wright State, the tournament field includes IUPUI, who the Raiders will play on

November 29, and Howard.

Wright State finally opens the home portion of its schedule on Tuesday, December 2, against local rival Miami, the latest home opener for any team in the Horizon League this season. Following the Miami matchup, the Raiders fly out the next day for the Hukilau Invitational, which marks the program's third-ever appearance in Hawaii. WSU takes on BYU on Friday, December 5, and BYU-Hawaii on Saturday, December 6.

Returning to the mainland, Wright State heads to Ball State before wrapping up the nonleague and 2008 portions of its schedule with three straight home games against local rivals in Cincinnati, Dayton and IPFW.

The 18-game Horizon League slate, which begins the first weekend of January, comprises the rest of the schedule. The Raiders will play most of their League games in a travel partner, Thursday-Saturday format with two exceptions. The first exception is the Chicago trip to open the conference slate, which will be played on Saturday and Monday due to New Year's Day being on a Thursday this year.

The other exception will be during the first weekend of February as the matchup at Butler has been moved to Friday, February 6 so that the game can be televised live on ESPN. It will be the second appearance on the network in as many years for the Raiders as last year's Horizon League championship game was also on ESPN. WSU will then play at Valparaiso on Sunday, February 8.

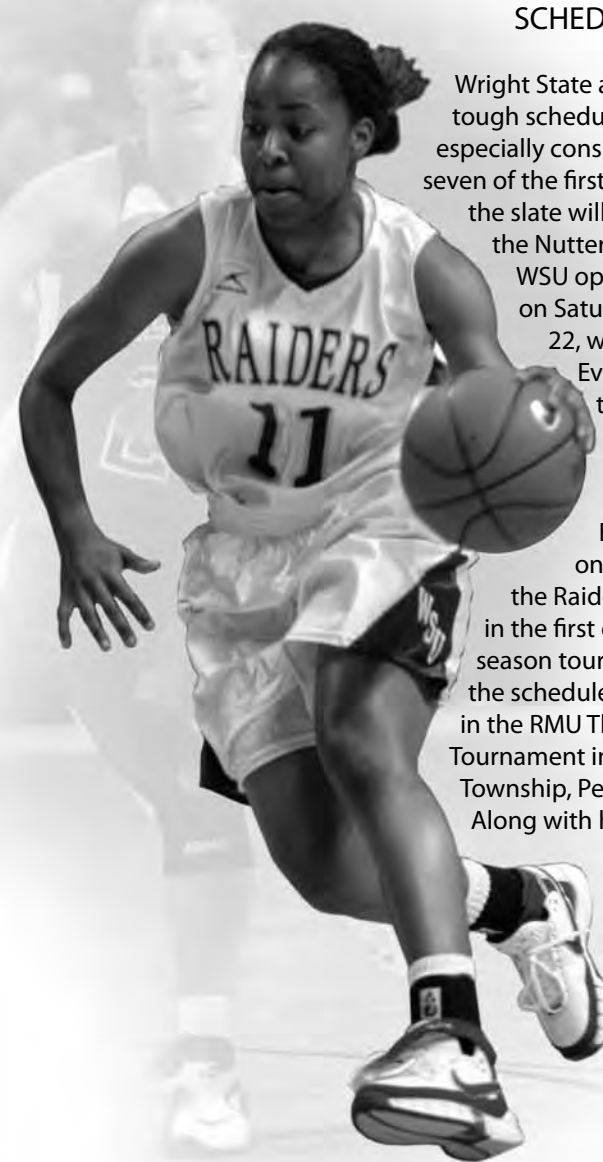
The Horizon League Tournament begins on Monday, March 9, with the opening round, followed by the quarterfinals on Wednesday, March 11, the semifinals on Friday, March 13, and the championship on Sunday, March 15, again televised live on ESPN.

"Our nonleague schedule will again be very challenging with two tournaments and with seven road games overall," says Williams. "The Horizon League race will probably be as tight as it has ever been this season, with at least six teams factoring in it."

With a mixture of youth and experience along with a challenging schedule, it should be an exciting season of Wright State women's basketball.



Wright State Raider Basketball





PLAYERS





RAIDER

\$\$\$, \$- K f][\ h'GhUhy K ca Yb{g'6Ug_ YhVU''



Sitting (Left to Right): Molly Fox, Ta-myra Davis, Tatianna Hall, Maria Bennett, Kanisha Ward, LaShawna Thomas, Paige Lowe, Shey Peddy, Charné Dixon, Mallory Wyrick, Tanni Scott, Erica Richardson, Ta'mikka Snoddy.
 Back Row (Left to Right): Assistant Coach Jenerrie Everette, Assistant Coach Joshua Snyder, Assistant Coach Kevin Williams, Head Coach Bridgett Williams, Manager Kevin Donahue, Director of Basketball Operations Erin Anderson.

Numerical Roster

No.	Name	Pos.	Ht.	Class	Hometown/High School
1	Paige Lowe	G	5-7	So.	Cleveland, OH/Maple Heights
3	LaShawna Thomas	G	5-6	So.	Columbus, OH/Eastmoor Academy
5	Ta-myra Davis	C/F	6-1	So.	Akron, OH/Firestone
10	Kanisha Ward	G	5-6	Jr.	Detroit, MI/Renaissance
11	Shey Peddy	G	5-6	So.	Boston, MA/Melrose
14	Mallory Wyrick	G	5-7	Sr.	Cincinnati, OH/Roger Bacon
22	Ta'mikka Snoddy	F	6-1	Fr.	Cambridge, OH/Cambridge
23	Charné Dixon	G	5-7	Jr.	Boston, MA/Brookline
25	Erica Richardson	F	6-1	Jr.	Wilmington, OH/Wilmington
31	Molly Fox	F	6-1	Fr.	Nashville, IN/Brown County
32	Tanni Scott	F	6-2	So.	Columbus, OH/Centennial
33	Maria Bennett	G	5-8	Fr.	Cincinnati, OH/Anderson
55	Tatianna Hall	F	6-0	Fr.	Cleveland, OH/Regina

Head Coach: Bridgett Williams
 Assistant Coaches: Kevin Williams, Jenerrie Everette and Joshua Snyder
 Director of Basketball Operations: Erin Anderson
 Manager: Kevin Donahue





Senior



14



**Mallory
Wyrick**
Guard . 5-7

Senior
Cincinnati, OH
[Roger Bacon]



NOTES

2007-08: Appeared off the bench at Cal Poly and against Canisius...grabbed a rebound at Detroit...saw action in both meetings with Cleveland State.

2006-07: Competed at UNC Wilmington...appeared off the bench against South Carolina State and College of Charleston.

2005-06: Walk-on who appeared in five games for UNC Wilmington...grabbed two rebounds and added one block in collegiate debut against Coastal Carolina...took one shot against Northeastern...also saw action vs Jacksonville State, James Madison and Old Dominion.



CAREER HIGHS

Field Goals Attempted: 1 vs. Northeastern (1/22/06);
vs. Cleveland State (2/14/08)
Rebounds: 2 vs. Coastal Carolina (11/29/05)
Blocks: 1 vs. Coastal Carolina (11/29/05)



HIGH SCHOOL

Three-year letterwinner for the Spartans...helped lead team from a 4-17 mark in freshman season to 23-3 record and a regional runner-up finish in her senior campaign...named team MVP following sophomore season...team captain as a senior...honored with Spartan Award for dedication and leadership...played in Ohio East/West All Star Game...earned Pride, Hustle and Desire Award after freshman year...received Ohio High School Athletic Association Gold Academic Honor...selected First Team All-Girl's Greater Cincinnati League in softball...four-time recipient of Three-Sport Athlete Award.

PERSONAL

Born Mallory Jo Wyrick on October 12, 1986...is the daughter of Dave and Jill Wyrick and has one brother and one sister...brother, Beckham, played basketball at UNC Wilmington.

Getting to know Mallory...

My career plans are: Health and physical education teacher

My dream job would be: Ice cream/dessert taste tester

My favorite TV show is: The Hills

My favorite movie is: Tommy Boy

My favorite athletes growing up were: Michael Jordan, Mia Hamm

My role models are: My parents

If I won the lottery I would: Buy a lakehouse and a boat and set my family up

My favorite college course is: Anatomy 1

Three words that describe me are: Fun Loving, Enthusiastic, Supportive



WYRICK'S CAREER RECORD

Year	G-S	Min	FG	FGA	Pct.	3FG	3FGA	Pct.	FT	FTA	Pct.	Reb.	Avg.	PF-D	A	BL	ST	Pts.	Avg.
2005-06 *	5-0	4	0	1	.000	0	0	.000	0	0	.000	2	0.4	0-0	0	1	0	0	0.0
2006-07 *	2-0	1	0	0	.000	0	0	.000	0	0	.000	0	0.0	0-0	0	0	0	0	0.0
2007-08	5-0	7	0	1	.000	0	0	.000	0	0	.000	1	0.2	0-0	0	0	0	0	0.0
Total	12-0	12	0	2	.000	0	0	.000	0	0	.000	3	0.3	0-0	0	1	0	0	0.0

* UNC Wilmington





JUNIORs



23



**Charné
Dixon**
Guard . 5-7

Junior
Boston, MA
[Brookline]



NOTES

2007-08: Three rebounds and a steal at Miami...had an assist at Cal Poly...two points, three rebounds, an assist and a steal in start vs North Dakota State... four points, eight rebounds and five assists in start against Canisius...two steals at Wake Forest... four rebounds and four assists at Cincinnati...four rebounds at Dayton...two assists vs Evansville...five rebounds and two assists against Milwaukee...four assists and three rebounds at Detroit... two points, four rebounds and two assists at Youngstown State...two points at Cleveland State...four points, three steals and two rebounds against Valparaiso...four points, five rebounds and five assists at UIC...six rebounds, four assists, three steals and two blocks at Loyola...seven points, including a perfect five-for-five from the foul line, with five rebounds and four assists vs Detroit...two points, two assists and two steals against Cleveland State...five rebounds vs Youngstown State...four points at Butler...season-high 11 points at Valparaiso with three rebounds and three assists...six steals, five rebounds and four assists against Loyola...five rebounds vs UIC...eight points and six assists at Green Bay...five steals and three assists at Milwaukee...four points, five rebounds and four assists in Horizon League quarterfinals against Youngstown State...six points and four steals in semifinals vs Milwaukee...three assists in championship game against Cleveland State.

Franklin Pierce: Attended classes there in 2006-07 but did not play.



CAREER HIGHS

Points:	11 at Valparaiso (2/23/08)
Field Goals Made:	5 at Valparaiso (2/23/08)
Field Goals Attempted:	6 at Valparaiso (2/23/08)
Field Goal Percentage:	.833 (5 for 6) at Valparaiso (2/23/08)
3-Pt. Field Goals Attempted:	1 on four occasions
Free Throws Made:	5 vs. Detroit (2/9/08)
Free Throws Attempted:	5 vs. Detroit (2/9/08)
Free Throw Percentage:	1.000 (5 for 5) vs. Detroit (2/9/08)
Rebounds:	8 vs. Canisius (12/1/07)
Assists:	6 at Green Bay (3/6/08)
Blocks:	2 at Loyola (2/2/08)
Steals:	6 vs. Loyola (2/28/08)



HIGH SCHOOL

Team MVP as a junior and senior...All-Bay State Conference selection in 2005...averaged 16 points, eight assists, six rebounds and three blocks per game as a junior.

PERSONAL

Born Charne C. Dixon on April 20, 1987...is the daughter of Stephanie Dixon and Gregory Fernandes and has one brother and one sister.

Getting to know Charne...

My career plans are: Open a sneaker store or nightclub

My dream job would be: Rich and retired

My favorite TV shows are: Family Guy, Friends, The Hills

My favorite musical artists are: Jay Z, Beyoncé, Lil'Wayne, Ashanti

My favorite movies are: The Notebook, Superbad

My favorite athletes growing up were: Michael Jordan, Sheryl Swoopes

My role model is: My mother

If I won the lottery I would: Split it with my mother and go shopping

My favorite college course is: Personal Finance

Three words that describe me are: Spoiled, Determined, Funny



DIXON'S CAREER RECORD

Year	G-S	Min	FG	FGA	Pct.	3FG	3FGA	Pct.	FT	FTA	Pct.	Reb.	Avg.	PF-D	A	BL	ST	Pts.	Avg.
2007-08	31-17	644	28	58	.483	0	4	.000	11	33	.333	89	2.9	86-6	68	3	42	67	2.2



25



**Erica
Richardson**
Forward . 6-1



Junior
Wilmington, OH
[Wilmington]

NOTES

2007-08: Six points at Boston College...six points, four rebounds, two assists and two steals against Ball State...six points, three rebounds and two blocks at Eastern Michigan...suffered ankle sprain in practice before Miami game and missed 10 games...hit all three shots in scoring nine points with four rebounds in return at Detroit...eight points at Youngstown State...two rebounds at Cleveland State...10 points and five rebounds off the bench against Valparaiso...four points and four rebounds vs Butler...six points at UIC...five points at Loyola...seven points and five rebounds vs Detroit...season-high 14 points, including eight of 11 from the foul line, with six rebounds and three blocks against Cleveland State... six points and three rebounds vs Youngstown State...four points and three rebounds at Butler...three points, five rebounds and two assists at Valparaiso...five points and four rebounds against Loyola...nine points and six rebounds vs UIC...five points and four rebounds at Green Bay...five rebounds at Milwaukee... four points against Youngstown State in the Horizon League quarterfinals...12 points in the semifinals vs Milwaukee.

2006-07: Eight points, five rebounds, two assists and two steals at Ball State...six points, four rebounds and two steals against Miami...seven points, three rebounds and three assists vs Indiana...three points and four rebounds against Nicholls State...10 points and four rebounds vs Toledo... four points and two rebounds against Longwood...eight points and two rebounds at Canisius...four assists and three rebounds vs Eastern Michigan...four rebounds against Wake Forest...four points and two rebounds at Marshall...four points, three rebounds and two assists vs Dayton...three points at Cleveland State...two points and two rebounds vs Loyola...two points and three rebounds against UIC... four points and five rebounds against Green Bay...hit six of seven shots in scoring 15 points off the bench along with five rebounds vs Detroit...five points and three rebounds at Green Bay...eight points and six rebounds at Milwaukee...five points against Cleveland State...six points and three rebounds vs Youngstown State...seven points, two rebounds and two blocks at Milwaukee in the Horizon League quarterfinals.



CAREER HIGHS

Points:	15 vs. Detroit (2/15/07)
Field Goals Made:	6 vs. Detroit (2/15/07)
Field Goals Attempted:	8 on three occasions
Field Goal Percentage:	.857 (6 for 7) vs. Detroit (2/15/07)
Free Throws Made:	8 vs. Cleveland State (2/14/08)
Free Throws Attempted:	11 vs. Cleveland State (2/14/08)
Free Throw Percentage:	1.000 (4 for 4) on three occasions
Rebounds:	6 on three occasions
Assists:	4 vs. Eastern Michigan (12/9/06)
Blocks:	3 vs. Cleveland State (2/14/08)
Steals:	2 on nine occasions



HIGH SCHOOL

Signed with Wright State during the fall period...lettered all four years for the Hurricanes...received Honorable Mention All-State honors in Division II as a senior as she scored 384 points, collected 255 rebounds and had 64 blocked shots...four-time All-Fort Ancient Valley Conference selection... Second Team All-District pick after being named to the First Team as a junior...holds school record for scoring, men or women, with 1,341 points, rebounds with 1,005 and blocks with 249...two-year team captain and MVP...also was a four-year starter, MVP and All-FAVC honoree in volleyball.

PERSONAL

Born Erica Lynn Richardson on November 11, 1987...is the daughter of Ralph and Liesha Richardson and has two brothers.

Getting to know Erica...

My career plans are: Working with kids

My dream job would be: Working with Kenny Chesney

My favorite food is: Prime rib

My favorite TV show is: Grey's Anatomy

My favorite movie is: How to Lose a Guy In 10 Days

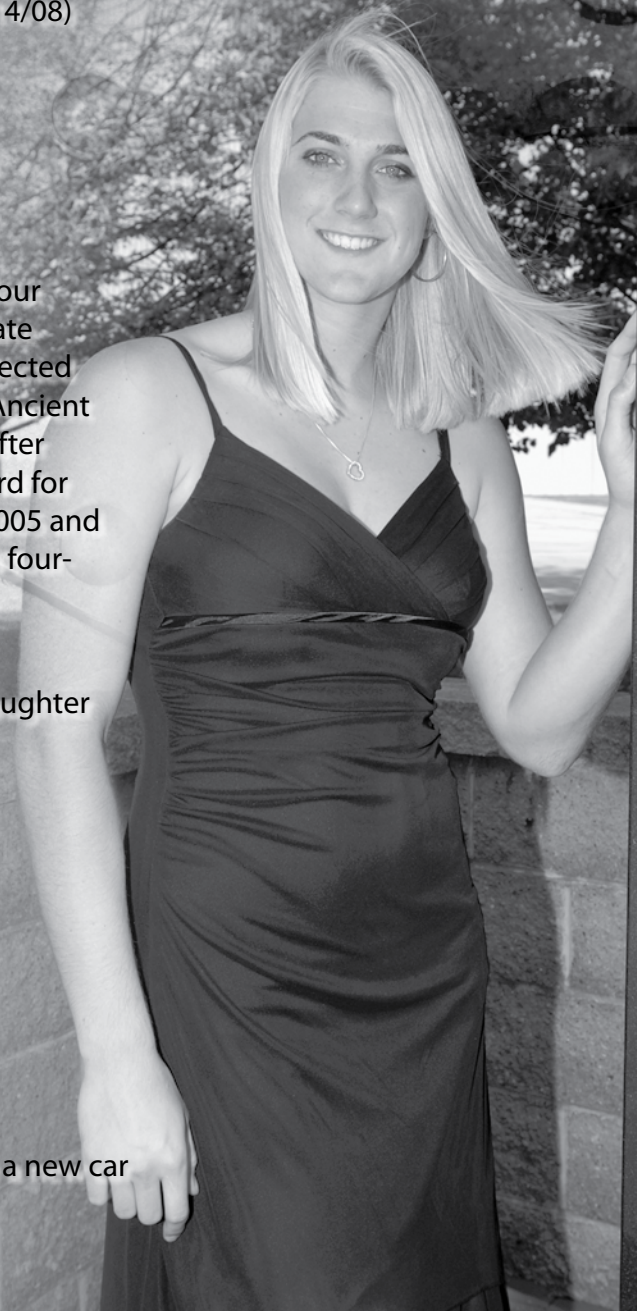
My favorite athlete growing up was: Michael Jordan

My role model is: My mom

If I won the lottery I would: Give some to family and buy me a new car

My favorite college course is: Psych Incarceration

Three words that describe me are: Shy, Goofy, Fun



RICHARDSON'S CAREER RECORD

Year	G-S	Min	FG	FGA	Pct.	3FG	3FGA	Pct.	FT	FTA	Pct.	Reb.	Avg.	PF-D	A	BL	ST	Pts.	Avg.
2006-07	28-2	468	39	98	.398	0	0	.000	38	57	.667	74	2.6	70-2	19	9	15	116	4.1
2007-08	22-17	445	51	92	.554	0	0	.000	32	51	.627	72	3.3	50-3	10	8	12	134	6.1
Total	50-19	913	90	190	.474	0	0	.000	70	108	.648	146	2.9	120-5	29	17	27	250	5.0



10



**Kanisha
Ward**
Guard . 5-6



Junior
Detroit, MI
[Renaissance]



NOTES

2007-08: 14 points at Boston College with five rebounds, four assists and three steals...13 points against Ball State...nine points and six assists at Eastern Michigan...12 points, four rebounds, three assists and two steals at Miami...15 points, including 12 of 15 from the foul line, five assists, three rebounds and two steals at Cal Poly...11 points, three rebounds, three steals and two assists vs North Dakota State...15 points, all coming in the second half, with seven steals and six rebounds against Canisius...11 points, including three-for-three from three-point range, with four steals at Wake Forest...nine points, three rebounds and three assists at Cincinnati...six points and two assists at Dayton...nine points and three assists vs Evansville...nine points, five rebounds and four assists against Milwaukee...seven rebounds and three assists vs Green Bay...11 points at Detroit...three assists at Youngstown State...six points, seven assists and three rebounds at Cleveland State...two assists and two rebounds against Valparaiso...three points, three rebounds and two assists at UIC...three points and three rebounds at Loyola...nine points and three rebounds vs Detroit...five points and four steals against Cleveland State...four assists vs Youngstown State...seven points, including six in the final 11.9 seconds, with six assists at Butler...12 points at Valparaiso...three assists against Loyola...seven points and four steals versus UIC...four assists at Green Bay...three points at Milwaukee...five points and three assists against Youngstown State in the Horizon League quarterfinals...four steals vs Milwaukee in the semifinals...three steals and two rebounds against Cleveland State in the championship game.

2006-07: Five points, six assists and two rebounds at Ball State... seven points and six rebounds against Miami...did not play vs Indiana due to collision in Miami game...six points and six rebounds against Nicholls State...three points and four assists vs Toledo...six points and four assists against Longwood...10 points and four rebounds at Canisius...10 points, four rebounds, four steals and three assists vs Eastern Michigan...three rebounds, two assists and two steals against Wake Forest...eight assists and four steals at Marshall...five rebounds vs Dayton...two rebounds and two assists at Youngstown State...five points, three assists and two rebounds against Butler...four assists vs Loyola...two points, four rebounds and two assists against UIC...four points, six steals and three assists at Detroit...five points, three assists, three steals and two rebounds vs Milwaukee...five points, four rebounds, three assists and two steals against Green Bay...two points and three assists at Butler...three points and two rebounds at UIC...two points, three assists and two steals at Loyola...six points, four rebounds and three steals against Detroit...three rebounds at Green Bay...two points and two assists at Milwaukee...eight points, including two three-pointers, against Cleveland State...three points and four rebounds vs Youngstown State...four points, three rebounds and three assists at Milwaukee in the Horizon League quarterfinals.



CAREER HIGHS

Points:	15 at Cal Poly (11/24/07); vs. Canisius (12/1/07)
Field Goals Made:	5 on three occasions
Field Goals Attempted:	20 vs. Canisius (12/1/07)
Field Goal Percentage:	1.000 (2 for 2) vs. Milwaukee (1/25/07); vs. Cleveland State (3/1/07)
3-Pt. Field Goals Made:	4 at Boston College (11/9/07); vs. Canisius (12/1/07)
3-Pt. Field Goals Attempted:	10 on three occasions
3-Pt. Field Goal Percentage:	1.000 (3 for 3) at Wake Forest (12/5/07)
Free Throws Made:	12 at Cal Poly (11/24/07)
Free Throws Attempted:	15 at Cal Poly (11/24/07)
Free Throw Percentage:	1.000 (4 for 4) vs. Detroit (2/15/07); at Miami (11/21/07)
Rebounds:	7 vs. Green Bay (1/5/08)
Assists:	8 at Marshall (12/19/06)
Blocks:	1 on three occasions
Steals:	7 vs. Canisius (12/1/07)



HIGH SCHOOL

Signed with Wright State during the fall period...named Second Team All-State as a senior...helped lead Renaissance to a 23-4 record and the 2005-06 Class B state title...scored eight points and added five steals and two assists in the championship game against Hudsonville Unity Christian...had five points, five assists and four steals in the semifinals vs St. Clair...received team's Defensive Player of the Year award as a senior and was selected as the Most Improved Player as a junior...team captain her final two years...also competed in track.

PERSONAL

Born Kanisha Joelle Ward on November 26, 1988...is the daughter of Allen White and Kasandra Ward and has one brother and one sister.

Getting to know Kanisha...

My nickname is: Nuk

My career plans are: Become the athletic trainer at my high school

My dream job would be: Head trainer for a WNBA team

My favorite TV show is: Making the Band

My favorite movies are: Harlem Nights, Why Did I Get Married

My role models are: My mother and my sister

If I won the lottery I would: Split it with my mother, family and church

Place I Would Most Like to Visit: Australia

TV Shows I Would Like to Appear On: Oprah, Family Feud

Three words that describe me are: Intelligent, Goofy, Determined

WARD'S CAREER RECORD																			
Year	G-S	Min	FG	FGA	Pct.	3FG	3FGA	Pct.	FT	FTA	Pct.	Reb.	Avg.	PF-D	A	BL	ST	Pts.	Avg.
2006-07	27-8	682	33	110	.300	18	72	.250	23	32	.719	72	2.7	45-1	67	0	40	107	4.0
2007-08	32-18	936	62	224	.277	43	137	.314	45	66	.682	73	2.3	53-0	82	3	59	212	6.6
Total	59-26	1618	95	334	.284	61	209	.292	68	98	.694	145	2.5	98-1	149	3	99	319	5.4



SO



PHEONIX PHOTOMEMORIES

sophomores



5



**Ta-myra
Davis**
Center/Forward . 6-1



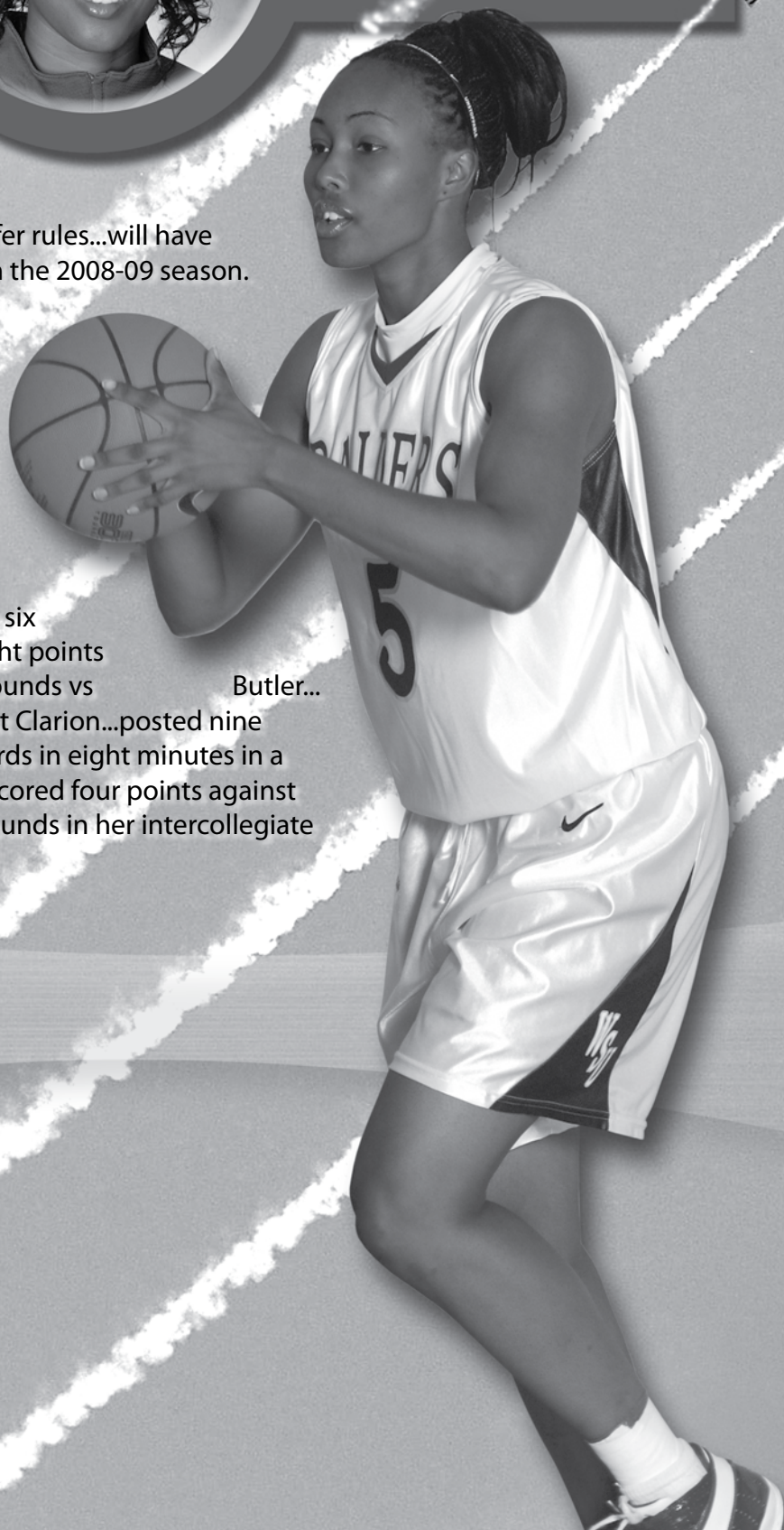

Sophomore
Akron, OH
[Firestone]



NOTES

2007-08: Sat out the season due to NCAA transfer rules...will have three years of eligibility remaining starting with the 2008-09 season.

2006-07: Appeared in 24 games with one start for Youngstown State...averaged 12.7 points and 6.7 rebounds per game and shot 63.6 percent from the floor over the last three games of the season...recorded first career double-double with a career-high 19 points and a career-best 10 rebounds against Butler...went 7-of-11 from the field and 5-of-5 from the free throw line...posted 11 points with six boards vs Wright State...scored a team-high eight points against Butler...grabbed a team-high eight rebounds vs Butler...contributed seven points and six boards against Clarion...posted nine rebounds vs Duquesne...hailed down four boards in eight minutes in a win over Buffalo...grabbed four rebounds and scored four points against Coppin State...posted four points with five rebounds in her intercollegiate debut vs Cincinnati.



CAREER HIGHS

Points:	19 at Butler (3/7/07)
Field Goals Made:	7 at Butler (3/7/07)
Field Goals Attempted:	11 at Butler (3/7/07)
Field Goal Percentage:	1.000 (4 for 4) at Wright State (3/3/07)
Free Throws Made:	5 at Butler (3/7/07)
Free Throws Attempted:	6 at Butler (3/1/07)
Free Throw Percentage:	1.000 (5 for 5) at Butler (3/7/07)
Rebounds:	10 at Butler (3/7/07)
Assists:	2 vs. Milwaukee (2/17/07)
Blocks:	2 at Butler (3/1/07)
Steals:	2 on three occasions



HIGH SCHOOL

Special Mention All-Ohio as a senior as she averaged 17 points and 15.5 rebounds per game...named Akron City Series Player of the Year...scored more than 1,000 points and grabbed more than 1,000 rebounds during her high school career...was a Division I Special Mention All-Ohio and a first-team all-district selection as a junior...averaged 18.4 points and 17.7 rebounds as a junior, and averaged 16.1 points, 17 rebounds per game as a sophomore.

PERSONAL

Born Ta-myra Aliece Davis on December 31, 1987...is the daughter of Tyree and Deidre Davis and has a brother and a sister.

Getting to know Ta-myra...

My career plans are: Become a news anchor in a major market and own my own magazine

My dream job would be: A main anchor on the Today show

My favorite food is: Chicken alfredo

My favorite TV show is: The Hills

My favorite movie is: Ray

My favorite musical artist is: Beyoncé

Place I Would Most Like to Visit: Spain

TV Shows I Would Like to Appear On: America's Next Top Model

Three words that describe me are: Creative, Honest, Genuine



DAVIS' CAREER RECORD

Year	G-S	Min	FG	FGA	Pct.	3FG	3FGA	Pct.	FT	FTA	Pct.	Reb.	Avg.	PF-D	A	BL	ST	Pts.	Avg.
2006-07 *	24-1	313	32	64	.500	0	0	.000	30	55	.545	102	4.3	43-0	4	8	12	94	3.9

* Youngstown State




55



**Tatianna
Hall**
Forward . 6-0



Sophomore
Cleveland, OH
[Regina]



NOTES

2007-08: Gathered in a rebound at Eastern Michigan... one point, two rebounds and a steal at Cal Poly...six points, a rebound and a steal vs North Dakota State...six points and six rebounds in first start against Canisius...nine points and four rebounds off the bench at Wake Forest... 16 points and nine rebounds in start at Cincinnati...four points and five rebounds at Dayton...three points and three rebounds vs Green Bay...eight points and two rebounds at Detroit...four points and two rebounds at Youngstown State...four points, two assists, two rebounds and two steals at Cleveland State...four rebounds against Valparaiso... two points and two rebounds at UIC...six points at Loyola...two rebounds vs Detroit...three rebounds against Cleveland State...four points vs Youngstown State...three points, two rebounds and two steals at Valparaiso...three rebounds against Loyola...recorded an assist vs UIC...two points and three rebounds at Green Bay...two points and two rebounds at Milwaukee...four rebounds in Horizon League quarterfinal against Youngstown State...three rebounds in championship game against Cleveland State.

CAREER HIGHS

Points:	16 at Cincinnati (12/11/07)
Field Goals Made:	6 at Cincinnati (12/11/07)
Field Goals Attempted:	13 at Cincinnati (12/11/07)
Field Goal Percentage:	.750 (3 for 4) at Loyola (2/2/08)
3-Pt. Field Goals Made:	1 at Wake Forest (12/5/07); at Dayton (12/16/07)
3-Pt. Field Goals Attempted:	1 on three occasions
3-Pt. Field Goal Percentage:	1.000 (1 for 1) at Wake Forest (12/5/07); at Dayton (12/16/07)
Free Throws Made:	4 at Cincinnati (12/11/07)
Free Throws Attempted:	4 at Cincinnati (12/11/07)
Free Throw Percentage:	1.000 (4 for 4) at Cincinnati (12/11/07)
Rebounds:	9 at Cincinnati (12/11/07)
Assists:	2 at Cleveland State (1/19/08)
Blocks:	1 on three occasions
Steals:	2 at Cleveland State (1/19/08); at Valparaiso (2/23/08)



HIGH SCHOOL

Signed with Wright State during the fall period...named all-district and all-city as a senior as she averaged 10 points and two rebounds per game while shooting 54 percent from the field...Regina finished 23-2 in 2006-07, was the top-ranked in the final Associated Press Division III poll and advanced to the regional finals...team was top-ranked in the AP Division III poll again in 2005-06 and ranked 23rd in the country by USA Today...Royals posted a 23-2 record that season and advanced to the regional semifinals...part of the 2004-05 Regina squad that finished 25-3 and won the Division III state championship.

PERSONAL

Born Tatianna Heathfield Hall on October 13, 1988...is the daughter of Joy Heathfield and D. Hall Sr. and has three brothers.

Getting to know Tatianna...

My career plans are: Play basketball overseas, work in computer science

My favorite foods are: Spaghetti, Chipotle

My favorite TV shows are: Law & Order: SVU and Criminal Intent, The Hills

My favorite movies are: The Notebook, King Kong, Love & Basketball,
Sound of Music

If I won the lottery I would: Help those and give back to those who have
given me my whole life

Places I Would Most Like to Visit: New York, California

My favorite college course is: Any math class

Three words that describe me are: Athletic, Hardworking, Goofball



HALL'S CAREER RECORD

Year	G-S	Min	FG	FGA	Pct.	3FG	3FGA	Pct.	FT	FTA	Pct.	Reb.	Avg.	PF-D	A	BL	ST	Pts.	Avg.
2007-08	30-3	370	32	83	.386	2	5	.400	14	19	.737	70	2.3	43-0	10	3	9	80	2.7



1



Paige
Lowe
Guard . 5-3



Sophomore
Cleveland, OH
[Maple Heights]



NOTES

2007-08: One point and one rebound at Eastern Michigan...two assists and a block vs North Dakota State...recorded a steal vs Detroit.



CAREER HIGHS

Points:	1 at Eastern Michigan (11/17/07)
Field Goals Attempted:	2 vs. North Dakota State (11/25/07)
Field Goal Percentage:	13 vs. Miami 12/8/04
Free Throws Made:	1 at Eastern Michigan (11/17/07)
Free Throws Attempted:	2 at Eastern Michigan (11/17/07)
Free Throw Percentage:	.500 (1 for 2) at Eastern Michigan (11/17/07)
Rebounds:	1 at Eastern Michigan (11/17/07)
Assists:	2 vs. North Dakota State (11/25/07)
Blocks:	1 vs. North Dakota State (11/25/07)
Steals:	1 vs. Detroit (2/9/08)



HIGH SCHOOL

Signed with Wright State during the fall period...named First Team All-Lake Erie League as a senior...Second Team all-league selection as a junior as she averaged 14 points, five assists and two rebounds per game while shooting 90% from the free throw line...holds school records for assists and steals...recipient of the Scholar-Athlete Award, People to People Award and was honored by the U.S. Achievement Academy...member of the National Honor Society...listed in Who's Who Among American High School Students...received the Presidential Award.

PERSONAL

Born Paige Brittany Lowe on October 11, 1988...is the daughter of Gregory and Andrea Lowe and has one brother.

Getting to know Paige...

- My career plans are: Become a pharmacist
- My dream job would be: College or professional basketball coach
- My favorite foods are: Crab legs, lobster
- My favorite TV show is: Grey's Anatomy
- My favorite musical artist is: Kanye West
- My favorite movie is: Superbad
- If I won the lottery I would: Buy new houses for my parents, my brother and myself and take myself on a shopping spree
- TV Show I Would Like to Appear On: SportsCenter
- Three words that describe me are: Confident, Intelligent, Hardworking



LOWE'S CAREER RECORD

Year	G-S	Min	FG	FGA	Pct.	3FG	3FGA	Pct.	FT	FTA	Pct.	Reb.	Avg.	PF-D	A	BL	ST	Pts.	Avg.
2007-08	14-0	43	0	8	.000	0	0	.000	1	2	.500	1	0.1	4-0	2	1	1	1	0.1



**Shey
Peddy**
Guard . 5-6

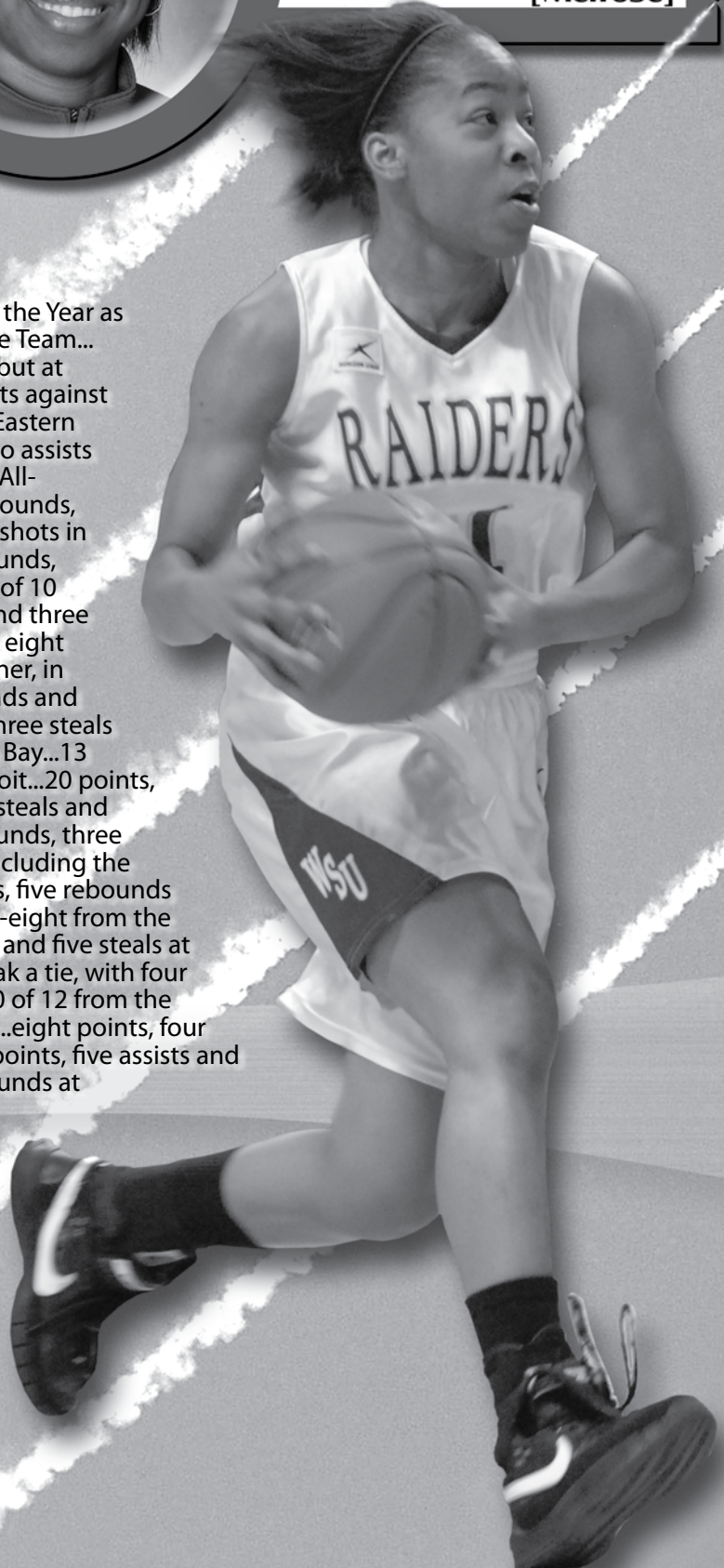


Sophomore
Boston, MA
[Melrose]

NOTES

2008-09: Preseason First Team All-Horizon League.

2007-08: Selected as the Horizon League Newcomer of the Year as well as being named to the First Team and All-Defensive Team... eight points, five assists and four steals in collegiate debut at Boston College...12 points, five rebounds and four assists against Ball State...14 points, five rebounds and three steals at Eastern Michigan...12 points, five steals, three rebounds and two assists at Miami...named to the Cal Poly Holiday Beach Classic All-Tournament Team as she scored 20 points with five rebounds, four assists and three steals at Cal Poly and hit 11 of 18 shots in scoring 31 points vs North Dakota State with four rebounds, four assists and three steals...12 points, including eight of 10 from the foul line, at Wake Forest with four rebounds and three steals...12 points and two steals at Dayton...hit seven of eight from the field, including the buzzer-beating game-winner, in scoring 16 points vs Evansville along with eight rebounds and five assists...12 points, four rebounds, four assists and three steals against Milwaukee...15 points and four assists vs Green Bay...13 points, six rebounds, four assists and four steals at Detroit...20 points, including four three-pointers, with five rebounds, four steals and three assists at Youngstown State...12 points, four rebounds, three assists and three steals at Cleveland State...12 points, including the game-winning basket, against Valparaiso with six steals, five rebounds and five assists...20 points, including a perfect eight-for-eight from the foul line, vs Butler...19 points, five rebounds, five assists and five steals at UIC...18 points, including five in the final minute to break a tie, with four assists and four steals at Loyola...17 points, including 10 of 12 from the foul line, with four rebounds and four assists vs Detroit...eight points, four rebounds and four assists against Cleveland State...17 points, five assists and five steals vs Youngstown State...18 points and six rebounds at Butler...15 points, four rebounds and three assists at Valparaiso...21 points, including 11 of 12 from the foul line, with six assists, three rebounds and three steals against Loyola...13 points, nine rebounds and five steals versus UIC...24 points, including four three-pointers, with five steals at Green Bay...18 points, seven steals, five rebounds and four assists at Milwaukee...named to the Horizon League All-Tournament Team...10 of 13 from the field, including four three-pointers, in scoring 26 points in quarterfinals against Youngstown State...16 points, six rebounds and six assists in semifinals vs Milwaukee...31 points, including nine for nine from the foul line, with three assists in championship game against Cleveland State.



CAREER HIGHS

Points:	31 vs. North Dakota State (11/25/07); vs. Cleveland State (3/16/08)
Field Goals Made:	11 vs. North Dakota State (11/25/07)
Field Goals Attempted:	18 vs. North Dakota State (11/25/07)
Field Goal Percentage:	.875 (7 for 8) vs. Evansville (12/21/07)
3-Pt. Field Goals Made:	4 on four occasions
3-Pt. Field Goals Attempted:	7 on four occasions
3-Pt. Field Goal Percentage:	.800 (4 for 5) vs. Youngstown State (3/12/08)
Free Throws Made:	11 vs. Loyola (2/28/08)
Free Throws Attempted:	12 vs. Detroit (2/9/08); vs. Loyola (2/28/08)
Free Throw Percentage:	1.000 (9 for 9) vs. Cleveland State (3/16/08)
Rebounds:	9 vs. UIC (3/1/08)
Assists:	6 vs. Loyola (2/28/08); vs. Milwaukee (3/14/08)
Blocks:	1 on six occasions
Steals:	7 at Milwaukee (3/8/08)



HIGH SCHOOL

Signed with Wright State during the spring period... averaged 21 points, 9.1 assists, eight steals, 7.3 rebounds and three blocks per game as a senior for the Red Raiders...team finished 23-2 in 2006-07 and reached the Division 2 North finals...four-time All-Middlesex League selection and three-time league MVP...four-year team MVP for Melrose, which won its eighth consecutive league championship in 2007...named to the Super Team by the Boston Globe and the Dream Team by the Boston Herald...appeared in the McDonald's All-American rankings...holds the school scoring record, both boys and girls, with 1,614 points.

PERSONAL

Born Sheylani Marie Peddy on October 28, 1988...is the daughter of Lisa Peddy and Terrance Williams and has one brother.

Getting to know Shey...

My career plans are: Play pro ball overseas or WNBA

My dream job would be: Being a boxer

My favorite food is: Seafood

My favorite TV shows are: Family Guy, Food Network, Animal Planet

My favorite movies are: A Low Down Dirty Shame, The Dark Knight

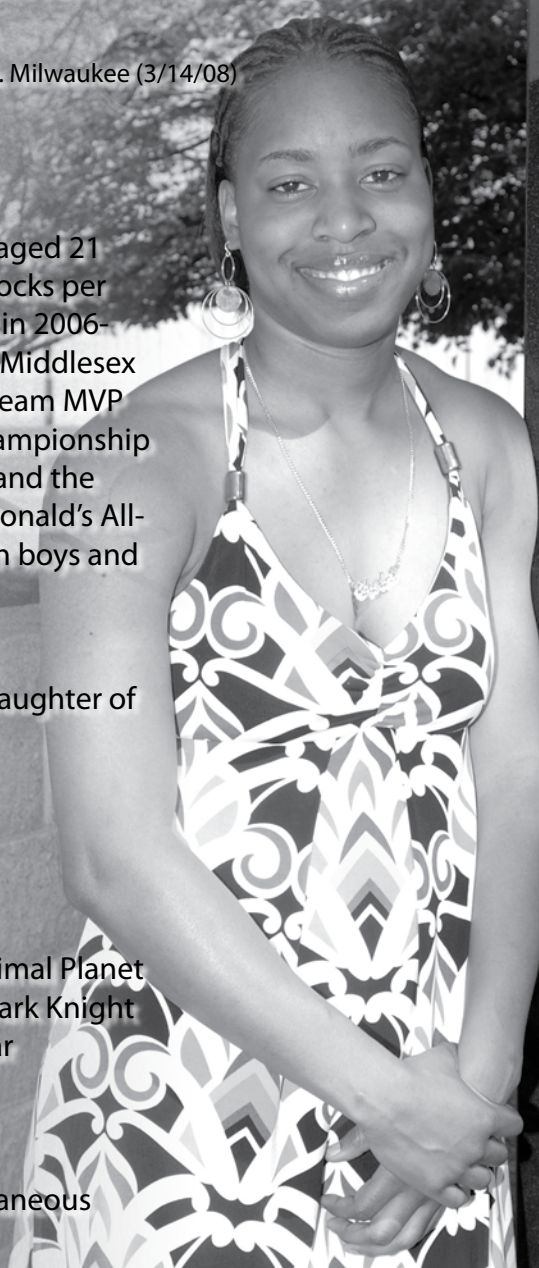
If I won the lottery I would: Buy my mom and myself a car

Place I Would Most Like to Visit: Australia

TV Show I Would Like to Appear On: Wipeout

My favorite college course is: Sign language

Three words that describe me are: Goofy, Unique, Spontaneous



PEDDY'S CAREER RECORD

Year	G-S	Min	FG	FGA	Pct.	3FG	3FGA	Pct.	FT	FTA	Pct.	Reb.	Avg.	PF-D	A	BL	ST	Pts.	Avg.
2007-08	30-29	1039	171	317	.539	48	122	.393	112	141	.794	118	3.9	87-2	102	6	96	502	16.7



32



**Tanni
Scott**
Forward . 6-2



Sophomore
Columbus, OH
[Centennial]

NOTES

2007-08: One point, two rebounds and a block in collegiate debut against Ball State...two points at Miami... three rebounds and a block at Cal Poly...six points and four rebounds vs North Dakota State...two points and five rebounds against Canisius...two rebounds and an assist at Cincinnati...two rebounds and an assist at Dayton... grabbed a rebound in both meetings with Loyola.

2006-07: Redshirted.



CAREER HIGHS

Points:	6 vs. North Dakota State (11/25/07)
Field Goals Made:	2 vs. North Dakota State (11/25/07)
Field Goals Attempted:	5 vs. North Dakota State (11/25/07)
Field Goal Percentage:	.500 (1 for 2) at Miami (11/21/07); vs. Loyola (2/28/08)
Free Throws Made:	2 vs. North Dakota State (11/25/07); vs. Canisius (12/1/07)
Free Throws Attempted:	4 vs. Canisius (12/1/07)
Free Throw Percentage:	.667 (2 for 3) vs. North Dakota State (11/25/07)
Rebounds:	5 vs. Canisius (12/1/07)
Assists:	1 on three occasions
Blocks:	1 on three occasions
Steals:	1 on three occasions



HIGH SCHOOL

Signed with Wright State during the spring period...lettered all four years for the Stars...received Special Mention All-State honors in Division II as a senior as she averaged 16.8 points per game along with 13.2 rebounds and 3.2 blocks...named First Team All-District in 2006 after being chosen to the Third Team as a junior...chosen all-city her final three years...holds school records for most rebounds and blocks in a season and most rebounds in a game with 38...also lettered all four years in track and twice in both cross country, where she was all-city as a senior, and swimming, also earning all-city recognition.

PERSONAL

Born Tanni L. Scott on July 5, 1987...is the daughter of Frank Scott III and Wendy Scott and has two brothers.

Getting to know Tanni...

- My career plans are: Business woman
- My dream job would be: CEO of a company
- My favorite foods are: Seafood, Mexican
- My favorite TV show is: The Hills
- My favorite movies are: The Notebook, Superbad
- My favorite spot on campus is: The Student Union
- If I won the lottery I would: Take care of my family and never work a 9-5 job
- Place I Would Most Like to Visit: Greece
- My favorite college course is: Women's studies
- Three words that describe me are: Cool, Unique, Swag



SCOTT'S CAREER RECORD

Year	G-S	Min	FG	FGA	Pct.	3FG	3FGA	Pct.	FT	FTA	Pct.	Reb.	Avg.	PF-D	A	BL	ST	Pts.	Avg.
2007-08	21-0	115	4	18	.222	0	0	.000	5	11	.455	20	1.0	14-0	3	3	3	13	0.6



3



**LaShawna
Thomas**
Guard . 5-6




Sophomore
Columbus, OH
[Eastmoor Academy]



NOTES

2007-08: Named to the Horizon League All-Newcomer Team... missed first six games due to knee injury before making collegiate debut against Canisius...two points and a steal at Wake Forest...20 points, five rebounds and two assists at Cincinnati...eight points, seven rebounds and two steals at Dayton...16 points and four rebounds vs Evansville...18 points and four rebounds against Milwaukee...10 points and three rebounds vs Green Bay...12 points, four steals and three assists at Detroit...seven points, seven assists and five rebounds at Youngstown State...eight points and three rebounds at Cleveland State...11 points, four rebounds and three assists against Valparaiso...13 points, four assists and three rebounds vs Butler...10 points, four rebounds and three assists at UIC...15 points at Loyola...10 points vs Detroit...seven points and four rebounds against Cleveland State...14 points vs Youngstown State...20 points at Butler...11 points and seven rebounds at Valparaiso...season-high 24 points against Loyola on 11 of 13 shooting...10 points and six assists vs UIC...11 points at Green Bay...13 points and three assists at Milwaukee...10 points, seven rebounds and five assists against Youngstown State in the Horizon League quarterfinals...four points and three steals vs Milwaukee in the semifinals...13 points against Cleveland State in the championship game.



CAREER HIGHS

Points:	24 vs. Loyola (2/28/08)
Field Goals Made:	11 vs. Loyola (2/28/08)
Field Goals Attempted:	19 at Cincinnati (12/11/07); at Milwaukee (3/8/08)
Field Goal Percentage:	.846 (11 for 13) vs. Loyola (2/28/08)
3-Pt. Field Goals Made:	2 at Butler (2/21/08); vs. Loyola (2/28/08)
3-Pt. Field Goals Attempted:	5 at Cincinnati (12/11/07); vs. Cleveland State (3/16/08)
3-Pt. Field Goal Percentage:	1.000 (2 for 2) at Butler (2/21/08)
Free Throws Made:	4 vs. UIC (3/1/08)
Free Throws Attempted:	8 vs. UIC (3/1/08)
Free Throw Percentage:	1.000 (2 for 2) on three occasions
Rebounds:	7 on three occasions
Assists:	7 at Youngstown State (1/17/08)
Blocks:	1 vs. Milwaukee (1/3/08); at UIC (1/31/08)
Steals:	4 at Detroit (1/12/08)



HIGH SCHOOL

Signed with Wright State during the fall period...Honorable Mention All-State honoree as a senior...led team with 18 points and three steals as Eastmoor fell to Warsaw River View in the 2007 Division II state semifinals... team posted a 19-5 record during the 2006-07 season...averaged 16 points, five assists, four steals and three rebounds per game for the Warriors as a junior as she was named Honorable Mention All-State in Division II... First Team All-City and All-District in both basketball and track as a junior... Eastmoor was ranked ninth in the final Associated Press Division II poll in 2005-06, posted a record of 18-5 and advanced to the Division II regional semifinals...during the 2004-05 campaign, Eastmoor went 25-3, was the state runner-up in basketball and won the Division II state title in track...part of the 4x400 relay team that finished third in the 2007 Division II state meet.

PERSONAL

Born Nancy LaShawna Thomas on February 22, 1989...is the daughter of Leah Marshall and has one brother and one sister.

Getting to know LaShawna...

My career plans are: Get my computer engineering degree and hopefully go to the WNBA or overseas

My favorite food is: Ribs

My favorite TV show is: Spongebob Squarepants

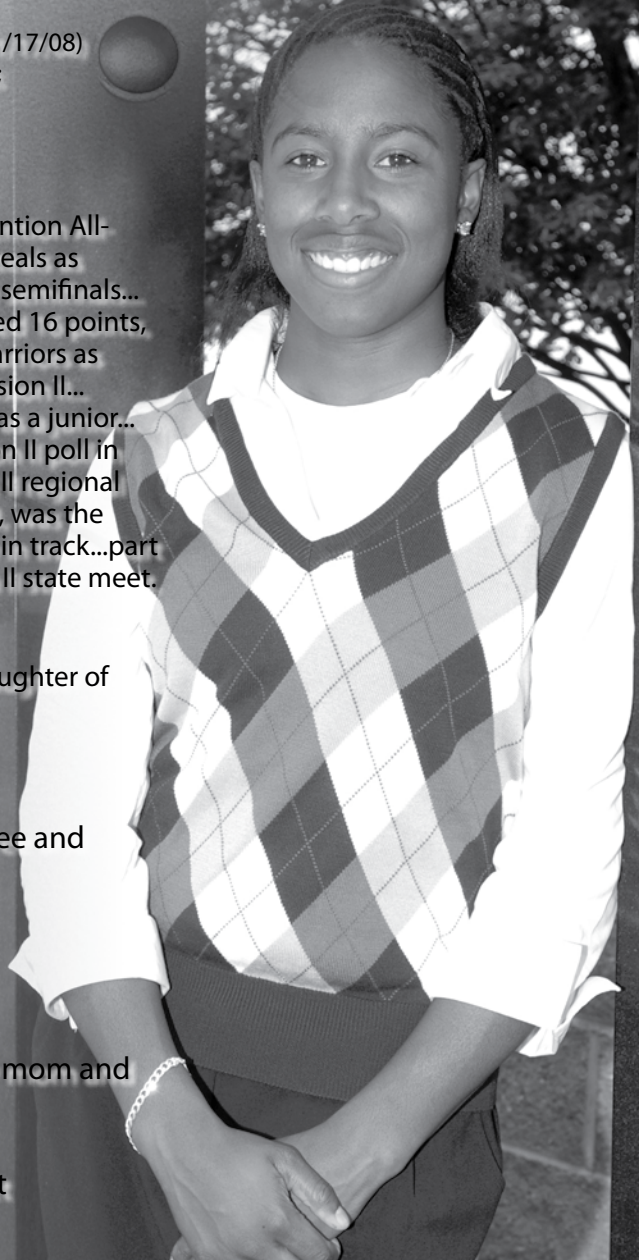
My favorite movie is: Love & Basketball

My favorite spot on campus is: Student Union cafe

If I won the lottery I would: Buy a car and a house for my mom and grandmother

Place I Would Most Like to Visit: Hawaii

Three words that describe me are: Funny, Sarcastic, Quiet



THOMAS' CAREER RECORD

Year	G-S	Min	FG	FGA	Pct.	3FG	3FGA	Pct.	FT	FTA	Pct.	Reb.	Avg.	PF-D	A	BL	ST	Pts.	Avg.
2007-08	26-24	792	127	296	.429	10	44	.227	33	57	.579	83	3.2	61-1	51	2	32	297	11.4





FRESHMEN



33



**Maria
Bennett**
Guard . 5-8



Freshman
Cincinnati, OH
[Anderson]

HIGH SCHOOL

Signed with Wright State in the fall...lettered all four years for the Redskins...Honorable Mention Division I All-State selection as a senior...three-time First Team All-Fort Ancient Valley Conference honoree...chosen all-district her final three years...named First Team Division I All-Star by the Cincinnati Enquirer as a junior and senior...led the FAVC in scoring as a senior at 16.7 points per game after ranking third her junior year at 15.8 and ninth as a sophomore at 13.2...15th in the Ohio High School Athletic Association record book in career three-pointers with 219...team MVP as a junior and senior.

PERSONAL

Born Maria Francesca Bennett on February 25, 1990...is the daughter of Larry and Rosa Bennett and has two brothers and one sister.

Getting to know Maria...

My nickname is: RiRi

My career plans are: Become a pharmacist

My favorite food is: My mom's pasta

My favorite TV show is: I Love Money

My favorite musical artist is: Mariah Carey

My favorite movies are: Phenomenon, Blades of Glory, What Happens in Vegas, Iron Man

My role model is: My sister, who is a U.S. Airman

If I won the lottery I would: Buy My Parents and Grandma a Huge House and repay them for all the money they have invested in me

Place I Would Most Like to Visit: Italy

I Chose Wright State Because: The coaches, team, location and facilities





**Molly
Fox
Forward . 6-1**



**Freshman
Nashville, IN
[Brown County]**

HIGH SCHOOL

Signed with Wright State in the fall...team MVP all four years for the Eagles...averaged 18.4 points, 10.1 rebounds, 4.4 blocks, 3.3 assists and 3.3 steals per game as a senior...named a District 3 All-Star as a senior by the Hoosier Basketball Coaches Association and First Team All-Area by the Bloomington Herald-Times...ranked among the top 60 seniors by Hoosier Basketball Magazine...holds school records for career rebounds and points in a season...earned all-conference honors while lettering as a middle hitter in volleyball...also lettered in tennis.

PERSONAL

Born Molly Ramona Fox on October 20, 1989...is the daughter of Jeffery and Barbara Fox and has one brother and two sisters.

Getting to know Molly...

My career plans are: Occupational therapist

My favorite food is: Biscuits and gravy

My favorite TV show is: Gossip Girl

My favorite movie is: Tommy Boy

My role models is: My mother

If I won the lottery I would: Invest part of it, give some back to the community and then spoil myself crazy with the rest

Place I Would Most Like to Visit: Africa

TV Show I Would Like to Appear On: America's Next Top Model

I Chose Wright State Because: The family-like atmosphere and the great education

Three words that describe me are: Loving, Strongwilled, Caring





22



**Ta'mikka
Snoddy**
Forward . 6-1



Freshman
Cambridge, OH
[Cambridge]



HIGH SCHOOL

Signed with Wright State during the fall period...lettered all four years for the Bobcats...named Third Team Division II All-Ohio as a senior as she averaged 16.3 points per game and shot 59 percent from the field...Honorable Mention All-Ohio as a junior as she averaged 12.3 points and 7.8 rebounds per game...averaged 12.9 points and 7.1 rebounds as a sophomore and 9.5 points and 8.2 rebounds as a freshman...also competed in volleyball.

PERSONAL

Born Ta'mikka Re'nee Snoddy on October 31, 1989...is the daughter of Charles Taylor and Priscilla Snoddy and has one brother.

Getting to know Ta'mikka...

My career plans are: Become an athletic trainer

My dream job would be: Trainer for a college or WNBA basketball team

My favorite food is: Homecooked meals

My favorite TV show is: Law & Order: SVU

My favorite musical artist is: Keyshia Cole

My favorite movie is: Love & Basketball

My favorite sports team is: Denver Nuggets

My role models is: My older brother


If I won the lottery I would: Buy my mom and grandmother a house and new cars and then go shopping

Place I Would Most Like to Visit: The Bahamas

TV Shows I Would Like to Appear On: Tom and Jerry

I Chose Wright State Because: It's like I never left home. Coach is like a mom and my teammates are like a family

Three words that describe me are: Down to Earth, Athletic, Goofy



Writing an injured teammate's number on your shoes.
A quick huddle before a free throw.
Wristbands.

Running suicides together for every missed free throw.
Setting a pick you'll feel for a week.
Acknowledging a great pass.

The stale smell of bad road food.
Pre-game chants in the tunnel.
Nicknames that your fans don't even know.

Senior night.
Carpooling to practice.
Hanging out after the game.

Summer league.
Cards on the bus.
Backside help on defense.

An encouraging word during a timeout.
A taunt from the bench.
A victory dance.

JUST DO IT.







COACHES







WOMEN'S BASKETBALL

Bridgett Williams, Head Coach

To: Prospective Student Athletes, Parents and Coaches

Welcome to Wright State University Women's Basketball. We are excited for another year of basketball, after finishing second in the regular season and competing with a young team in the finals of the Horizon League tournament. Our program has excelled to higher levels in all aspects.

The theme for the 2008-09 media guide is the Wright Brothers, inventors of aviation and the first flight. A replica of the first plane is featured on the front and back cover of the media guide. Between pages are shots taken at the Air Force Museum, located just minutes from our campus. In addition, we also wanted to pay special tribute to our school by acknowledging its 40th birthday.

Other things to note in the media guide are the three components of our program that form our foundation: the person, the student and the athlete.

Vision: We have a program that fosters growth beyond the court. Our student athletes are developed at this level in the areas of relationships, communication and career.

Person: Keeping each student athlete accountable for responsibilities off the court has helped developed very responsible young ladies. Our young women are required to manage their time, speak in the community, fundraise as a team and attend retreats for setting goals personally and athletically.

Students: We currently have a 100% graduation rate and most of our players graduate within four years with good grade point averages. We have an excellent support system in place through our university and athletic department to help make this possible.

Athlete: We expect our players to continue their growth as a player by getting in gym before, during and after season. We have made a commitment to each of our players and we expect commitment back from them, as well. This philosophy has helped our program become one of the winningest teams in the history of Wright State University.

If your philosophy matches ours, we would love to hear from you. On behalf of my staff and team, we wish you the best in your season. Have a great year!

Sincerely,

Bridgett Williams
Head Coach

WRIGHT STATE UNIVERSITY

3640 Colonel Glenn Hwy. • Dayton, OH 45435-0001 • (937) 775-2835 • FAX (937) 775-2368 • TOLL FREE 1-888-WSU-BBALL



Bridgett Williams

**Head Coach
Eighth Year**



Bridgett Williams enters her eighth season at Wright State and is in her 10th year overall as a head coach. Williams, though, already has many experiences in building a program from the ground up and in maintaining established, successful programs, and looks to use those experiences in continuing to build the Raider program.

After being picked seventh in the Horizon League preseason poll, Wright State came on strong last season by going 11-7 in the League, tying the 2004-05 team for WSU's most wins ever in conference play, and finished in a tie for second in the standings.

Wright State then advanced to the Horizon League championship game for the second time in four years, with freshman guard Shey Peddy earning All-Tournament honors by scoring 73 points in three games, including 31 in the finals.

Peddy became the fourth Wright State player ever to be named First Team All-League and the third chosen as the Newcomer of the Year. Peddy and fellow guard LaShawna Thomas were All-Newcomer Team selections, raising the total to nine in the 14 years that WSU has been a part of the League.

As a result of the Raiders' success, Williams was named as the Horizon League Co-Coach of the Year along with Green Bay's Matt Bollant.

The 2007-08 campaign added another chapter of success to the program, one that has seen growth during Williams' tenure.

In 2005-06, the Raiders posted a winning record at home for the third straight year at 6-5 after not previously reaching the milestone since 1997-98. Wright State also gave #7 Ohio State quite a battle well into the second half on the road, trailing just 53-45 with 11 minutes left to play.

The 2004-05 season saw WSU have its most successful campaign ever in Division I. The 19-11 overall record was the best for the program at the Division I level and the 19 wins were the second-most ever in the 35-year history of the program. The 9.5-

game improvement from the season before (9-20) was the third-best of any Division I team from 2003-04, trailing just Robert Morris and Cal State Northridge.

In the Horizon League, the Raiders posted their first-ever winning conference record at 11-5 and tied for second in the standings, making it the highest conference finish ever as well.

Wright State was 10-6 at home, the most since moving to the Nutter Center in 1990-91 and since winning 11 home games in 1987-88, the first season in Division I. The Raiders also had their highest road win total at 8-5, which included a 6-2 mark in Horizon League play.

WSU also picked up its first neutral court win in seven years with a decision over BYU (a later Women's National Invitation Tournament participant) at the Hilton Woodland Hills Beach Classic and that game also gave the Raiders a 6-5 nonleague record, their first winning mark since 1995-96.



IL
R

II
2

LT

In 2003-04, Wright State hosted a league tournament game for the first time and won just its second post-season game ever as the Raiders defeated Youngstown State in overtime in the first round of the Horizon League Tournament.

During the 2002-03 campaign, Wright State recorded its first-ever win over a ranked team as the Raiders defeated #16 Green Bay 73-70 at the Nutter Center on January 25.

WSU has also posted a 38-28 mark in Horizon League play over the past four seasons after going 20-42 in such games the four years before.

Named the fifth head coach in Raider history on June 4, 2001, Williams came to Wright State after being the head coach of Chicago State. In just two short seasons there, Williams made great strides with the Cougars, picking up 10 wins in 2001, the second-most in school history, after not winning a game the season before and totaling nine wins altogether over the previous seven years. Chicago State also set a school record during the 2000-01 season with eight home wins and the seven league wins were two more than the total earned by the team in Mid-Con play over the previous six seasons. Chicago State then capped things off by advancing to the second round of the Mid-Continent Conference Tournament for the first time ever. As a result, Williams was selected as the conference's Coach of the Year.

Away from the court, Williams also made an immediate impact as two Chicago State players were named to the Academic All-Conference Team and, in 2000, she conducted the first basketball camps sponsored by the women's basketball program in Chicago State's history.

Prior to arriving at Chicago State, Williams served as the recruiting coordinator at fellow Horizon League member UIC. She was instrumental in UIC's signing of a top 20 class in 1999. She was also an assistant coach at Kansas State University for two years, an assistant at the University of Wisconsin for two years, and an assistant at her alma mater, Southern Illinois-Carbondale, for two years.

During her tenure at Kansas State (1996-98), Williams' recruiting and coaching efforts contributed to the Wildcats' first NCAA tournament appearance in 10 years in 1997. She was also the academic liaison between the basketball staff and academic affairs office. She coordinated all academic activities of the team, and saw seven players earn grade point averages of 3.0 or better, with six players earning Academic All-Big 12 honors.

While at Wisconsin (1994-96), she worked under the tutelage of Jane Albright-Dieterle. She served as the assistant recruiting coordinator and formulated strategy that signed the No. 8 recruiting class in the nation in 1995. In part because of her efforts, Wisconsin had its first winning season in 10 years, received back-to-back NCAA tournament bids, and posted consecutive 20-win seasons.

Williams was a standout player for Southern Illinois-Carbondale from 1984-88. During her junior season, she was named her team's captain and most valuable player, Most Valuable Player of the Gateway Conference, Most Valuable Player of Women's Intercollegiate Athletics at SIU-Carbondale, and a Kodak All-America selection. The Salukis earned their first NCAA tournament appearance in 1986 and returned to the tournament in 1987. She was inducted into the Southern Illinois-Carbondale Athletic Hall of Fame in 1993 and named to the Missouri Valley Conference's All-Centennial Team in 2007.

Williams earned a bachelor of science in advanced technical studies in 1988, and a master of science in vocational educational studies/business education in 1991. Formerly Bridgett Bonds, she is married to Kevin Williams and they have an 11-year-old son, Brandon, and a seven-year-old daughter, Kirsten.

Bridgett Williams NCAA Tournament Appearances

Year	Team	Role
1986	SIU-Carbondale	Player
1987	SIU-Carbondale	Player
1995	Wisconsin	Asst. Coach
1996	Wisconsin	Asst. Coach
1997	Kansas State	Asst. Coach





**Kevin
Williams**



**Assistant Coach
Eighth Year**

In his eighth year at WSU, Kevin Williams is a man with many hats as he serves as Life SKILLS coordinator as well as an assistant coach with the women's basketball team.

As Life SKILLS coordinator, Williams is responsible for housing and community service opportunities for all Wright State athletes.

On the coaching side, Williams brings a great deal of experience to Wright State as he has coached on both the scholastic and intercollegiate levels.

At the college level, Williams was part of the women's basketball coaching staff at Chicago State in 2000-01, where he assisted in such areas as game strategy, position skill development, scouting and game preparation. He also served two years as the head men's basketball coach for the Wisconsin-Rock County Rattlers, a junior college located in Janesville, Wisconsin.

At the scholastic level, Williams coached junior high boys basketball for three years at Unity Point in Carbondale, Illinois, and was an eighth grade assistant football coach for Fort Riley Middle School in Fort Riley, Kansas.

The husband of Bridgett Williams, Kevin graduated from Kansas State in 1997 with a degree in child psychology.

Getting to know Kevin...

My favorite food is: Steak

My favorite TV show is: Fresh Prince of Bel Air

My favorite movie is: Remember the Titans

My favorite music is: Oldies

My favorite sports team is: St. Louis Cardinals

Why I got into coaching: I enjoy working with young people and I love competition

Basketball is great because: It is so fast-paced and exciting

What I like most about being at Wright State: The people





**Jenerrie
Everette**

**Assistant Coach
Third Year**



Jenerrie Everette is her third season as an assistant coach with the Wright State women's basketball team.

Prior to joining the Raider staff in May, 2006, Everette was at Longwood University, where she was an assistant for one season. She was the recruiting coordinator for the Lancers and also worked in areas such as supervising forward/post play, scouting and skill development. Prior to Longwood, Everette was an assistant coach for one year at her high school alma mater, Northland High School in Columbus.

Everette played collegiately at the University of Kentucky and earned Academic All-Southeastern Conference honors in 2003 and 2004. She also served as vice-president of Athletes in Action campus ministries and additionally worked UK's camps during the summers of 2002 and 2003. During the summer of 2004, she was an intern for the L.A. Urban Project via Athletes in Action in Los Angeles, instructing inner-city youths on the fundamentals of basketball through clinics and motivational speeches.

A native of Muskegon, Michigan, Everette earned her bachelor's degree in sociology from Kentucky with an emphasis in sports studies. She resides in Fairborn with her son, Jayce Tristian, who was born in June 2008.



MA

C

BG

SG

2L



**Joshua
Snyder**

**Assistant Coach
Third Year**



Joshua Snyder is in his second season as an assistant coach for the Wright State women's basketball team after serving as the program's Director of Basketball Operations during the 2006-07 season.

Snyder came to WSU from Olivet Nazarene University, where he was an assistant coach on the men's basketball team the past two years. During the 2005-06 season, the Tigers went 23-11 and won the Chicagoland Collegiate Athletic Conference regular season title. ONU also appeared in the NAIA Division I Tournament and advanced to the Elite Eight by knocking off the top-ranked team in the country in Mountain State.

Prior to Olivet Nazarene, Snyder was an assistant coach for four years with Athletes in Action on its USA tour. He also served as a co-head coach of AIA's Southeast Asia tour in 1999.

A standout at Cincinnati Christian University, Snyder was a NCCAA Division II Second Team All-American for the Eagles in 1994-95. A team captain as a junior and senior, he finished his career seventh on the school's all-time scoring list with 1,459 points and fourth in rebounds with 534. He hit 578 career field goals, with 111 coming from three-point range.

After ending his playing career, Snyder served as the head coach of the women's basketball team at Cincinnati Christian from 1995-97.

Along with his playing experience, Snyder has served in various roles at different camps. He was a summer basketball camp coach at Cincinnati Christian and at Southern Illinois University. His experience with Athletes in Action also allowed him to be a summer basketball camp director for five years.

A native of Hillsboro, Ohio, Snyder earned a bachelor's degree

in Christian education from Cincinnati Christian in 1996 and a master's degree in education from Oliver Nazarene in 2006.

He and his wife, Tiffany, live in Xenia with their one-year old daughter, Morgan.





**Erin
Anderson**



**Director of Basketball
Operations
Second Year**

While Erin Anderson is in just her second year with the women's basketball staff as the Director of Basketball Operations, she is very familiar with Wright State athletics as she has been a part of the department for the past five years.

Originally a part of the sports information staff, Anderson assisted with game-day duties in several sports, including statistics for volleyball and as the official scorer for men's and women's basketball home games.

After serving as a student-worker in the athletic department offices, helping coaches from all sports with various tasks, Anderson worked two years in the Setzer Pavilion as the men's and women's basketball secretary.

A native of Lewisburg, Ohio, and a graduate of Tri-County North High School, Anderson earned a bachelor's degree in Early Childhood Education from WSU in 2007.

Getting to know Erin...

My favorite food is: My mom's home cooking

My favorite TV show is: Private Practice

My favorite musical artist is: Rihanna

What I like most about being at Wright State: The great environment and I love the staff and the girls on the team

My best non-athletic talent: Playing the piano

Interesting fact about myself: While working full-time for the women's basketball team, I am also getting my master's in Student Affairs in Higher Education with a concentration in Sports Management

Favorite college course: Intercollegiate Athletics in Higher Education

Basketball is great because: You can never get enough of it

Why I got involved with basketball: I love being involved with athletics and would like to become an administrator some day

Three words that describe me are: Fun, Caring, Optimistic





Strength and Conditioning

The Wright State women's basketball team participates in a closely supervised and scientifically designed, year-round strength and conditioning program designed to improve the overall athleticism of each individual player. The Raider program uses strength training, medicine balls, plyometrics, agility drills, and footwork drills to increase each athlete's strength, power, footwork, agility, jumping ability, and basketball-specific conditioning. By participating in this program, the athletes are also much less likely to get injured, and if they are injured, the recovery time is shortened.



A battery of tests are used to measure each player's improvement. Each athlete is tested at the start of the season, prior to the season, after the season and at the end of the school year.



Jason Bradford
Strength and
Conditioning Coach

In September 2007, Jason Bradford joined the Wright State Athletic Department as the head strength and conditioning coach, working with all the athletes in all the sports.

Bradford, formerly an assistant strength and conditioning coach for the NBA's Memphis Grizzlies for two years, works with all the WSU student-athletes and supervises the weight facility in the Setzer Pavilion/Mills Morgan Center. His main duties include setting up strength and conditioning programs for each team and assisting with rehabilitation of injuries along with Head Athletic Trainer Jason Franklin.

Bradford also boasts experience with the Velocity Sports Center in Baltimore, Maryland, as well as several internships with Auburn University Athletics. He received his Bachelor of Science in Education from Auburn in 2002 and Masters of Education in Exercise Physiology in 2004, also from Auburn.



Training Staff



Front Row (Left to Right): Graduate Assistant Anna Gearhart, Graduate Assistant Rebecca Phillips, Graduate Assistant Katie LaRue-Martin
 Second Row (Left to Right): Siobhan Fagan, Becky Bower
 Back Row (Left to Right): Adam Horseman, Tony Ortiz, Jason Franklin



Jason Franklin
 Head Athletic Trainer

Jason Franklin is in his first year as the head athletic trainer at Wright State, but he is no stranger to Wright State and the Nutter Center with his prior experiences.

A 1995 WSU graduate with a bachelor's degree in elementary education with a concentration in athletic training, Franklin was involved with several teams while as a student. He then served as an athletic trainer for the Springfield (OH) City Schools and at Buchholz High School in Gainesville, Florida.

From 1997–99, Franklin was a graduate assistant athletic trainer and teaching assistant at the University of Florida, earning his master's degree in exercise and sport science there in 1998.

After returning to Ohio, Franklin worked at both the Franciscan Medical Center and the Kettering Sports Medicine Center, with his main focus being the head trainer of the Dayton Bombers minor league hockey team for four seasons. Along with treatment and rehabilitation of injuries, Franklin was also responsible for all strength and condition programs.

Franklin, who joined the WSU training staff in 2003, worked with the women's basketball team for five seasons before switching to the men's basketball squad this year.

A member of the National Athletic Trainers Association, Franklin resides in Beavercreek with his wife, Angie, who competed in women's soccer for the Raiders from 1992–95, and daughters Sydney, age five, and Avery, born in May 2008.



Departmental Doctors



Corey Ellis



Mike Herbenick



Matt Lawless



Siobhan Fagan
 Athletic Trainer

Siobhan Fagan joined the Wright State University Athletic Department in March of 2008 as an Athletic Trainer. She holds a dual appointment as a faculty member teaching athletic training curriculum, as well as providing service to the athletic teams.

Fagan comes to WSU with six years of experience as a Certified Athletic Trainer through the National Athletic Trainer's Association. She also holds credentials as a Certified Strength and Conditioning Specialist through the National Strength and Conditioning Association.

Fagan, formerly an Associate Athletic Trainer at Cedarville University for three years, works primarily with the women's basketball team. Her main duties include the prevention, recognition, and management of various athletic injuries, in addition to invoking all avenues of sports medicine to allow the highest level of care to help athletes achieve their peak performance.





UNIVERSITY ★



0.11 +1.84%
0.22 +1.30%
0.00 0.00%
2.73 +5.23%
1.99 +3.93%
0.05 +1.28%



President



Dr. David Hopkins

David R. Hopkins was appointed the sixth president of Wright State University on July 6, 2006, and assumed the office on February 1, 2007. Dr. Hopkins had served as provost of Wright State University since 2003. As the university's chief academic and operating officer, he was responsible for overseeing and guiding all of the university's academic

schools and colleges, and nationally funded research centers and institutes.

A central hallmark of his tenure at Wright State has been his leadership in the implementation of the university's five-year strategic plan, a dynamic and visionary document that defines the university's role in the world and its future direction in the region and beyond.

By aligning university resources and expertise, Dr. Hopkins helped garner unanimous support and participation from faculty, staff, students, and alumni. Through their combined efforts, the university achieved several milestones and launched key initiatives set forth in the plan, including an increase in student enrollment; the addition of several new degree and certificate programs; an increase in external funding; increased effort to recruit and retain diversity in the faculty ranks; and enhanced engagement with government, business, and nonprofits to focus on emerging areas of need.



Photo By: Nick Falzerano

President Hopkins and his wife, Angelia, cheer at a game.

Provost



Dr. Steven Angle

As the university's chief academic officer, Steven Angle is responsible for overseeing and guiding all of the university's academic schools and colleges and nationally funded research centers and institutes. In addition, he oversees the operations of the divisions of Business and Finance, Advancement, Student Affairs, Enrollment

Management, Curriculum and Instruction, and Research.

Angle is actively involved in the university's budgeting process. He is also involved in the higher education compact with the state to make Ohio public colleges and universities more accountable in return for a substantial increase in state budget support. Angle will coordinate efforts at Wright State to demonstrate the program excellence and increased affordability the state expects for its enhanced budget support.

Angle assumed the provost position at Wright State in March 2007, coming from the University of California at Riverside. A professor of chemistry, he served as dean of the College of Natural and Agricultural Sciences at UC Riverside. He is a nationally recognized researcher in the area of synthetic organic chemistry. Angle holds a bachelor's degree and Ph.D. in chemistry from the University of California at Irvine and a master's degree in chemistry from UCLA.



Vice President



Dr. Dan Abrahamowicz

Dan Abrahamowicz was appointed in 1996 as Wright State's Vice President of Student Affairs and Enrollment Services. In this capacity, he supervises a variety of University departments that provide important services and programs for Wright State's 17,000 students. These include the departments of Admissions, Campus Recreation, Career Services, Dis-

ability Services, Financial Aid, Counseling and Wellness, University Police, Residence Services, Student Health Services, Student Activities, Student Support Services, the Student Union and Campus Events, Student Judicial Services, and Intercollegiate Athletics.

Dr. Abrahamowicz is a native of Lorain, Ohio and a graduate of Marion L. Steele High School (Amherst, Ohio). He received his Bachelor of Arts degree magna cum laude in economics from Cleveland State University; the Master of Arts degree in student personnel administration from The Ohio State University; and the Doctor of Philosophy degree in counseling and human services from the University of Toledo.

Dr. Abrahamowicz, his wife Kelly, and their daughter, Katie, reside in Beaver Creek.

Director of Athletics



Bob Grant

Bob Grant took the reigns of the athletics department July 1, 2008 as the school's third Director of Athletics but he was no newcomer to the department or the university. The Dayton-area native earned two degrees from WSU and worked 15 years for the Raiders, honing his skills in every area of the department.

Since joining Wright State in 1992, Grant has been involved in nearly every aspect of the athletics department including fund raising and development, supervision of personnel and programs, recruitment of coaches, budget oversight,

strategic planning and marketing.

Initially hired to develop and implement a comprehensive fund raising plan for athletics, Grant cultivated and oversaw the "Raider Club" annual giving program, the Raider auction, golf outings, fan trips, special events and the department's dealer car program.

Paramount among Grant's accomplishments were the department's success under his supervision in countless fund raising and development projects, such as The Platinum Seating Program, The Mills Player Complex, Alumni Soccer Field, The Schwarz Hall of Fame Lobby, Alumni Soccer Dugouts and the Setzer Pavilion/Mills Morgan Center.

Grant spearheaded athletics department search committees that have hired over a half dozen coaches and administrators including, most recently, conference championship coaches Brad Brownell and Rob Cooper from men's basketball and baseball, respectively.

In 2006 Grant initiated the athletics department's first-ever strategic plan. This plan is currently serving as a short and long-term roadmap guiding the department into the future. Grant took over supervision and oversight for the department's \$8 million budget in 2006. Monitoring closely with the athletics' business manager, Grant worked with all head coaches on fiscal issues including budget planning, preparation, management and evaluation.

Beginning in 1999, Grant took on sport supervision, closely overseeing individual teams on a day-to-day basis. Grant dealt directly with head coaches on all facets of their programs including scheduling, recruiting, academics, discipline and annual evaluations. His experience in this area included oversight of swimming & diving, women's soccer and softball programs as well as the men's basketball, men's soccer, golf and baseball programs.

In 1997 Grant directed the development of all-new athletic logos, resulting in a significant increase in the university's licensing revenue. He served on the university's licensing committee from 1997-2005, oversaw the marketing and promotions area from 1997-2002 and directed the Hall of Fame voting/induction process from 1992-2002.

Among his professional highlights, Grant was a 1994 NCAA speaker/presenter at the annual NACDA conference in Atlanta, Georgia, and was awarded the 1998 Wright State President's Award for Excellence in collaboration. He also graduated from The Sports Management Institute in January, 2006.

Grant received his MBA in marketing from Wright State in June, 2000 and is currently an adjunct instructor in the Raj Sojn College of Business. He and his wife, Kim, have a daughter, Jordan, and a son, Braden.

At Wright State University, we believe the only way to stay ahead of a rapidly evolving world is to be equally relentless about exploring innovations, approaches, and possibilities—anticipating what it will take for our students to succeed tomorrow, next year, and for years to come.

Propelled by the dual imperatives of community partnership and intellectual innovation, Wright State is a remarkable place. Our ability to effectively respond to the ever-changing needs of industry and society is evidenced by a record of success in educating over 75,000 alumni who proudly claim Wright State University as their alma mater.

Those alumni are dynamic leaders in their fields. They are judges, engineers, bankers, and artists. They are changing the way the global economy operates, educating our nation's youth, exploring new medical technologies that are saving lives, and much more.

Like the alumni included in these pages, each Wright State graduate has left an indelible mark on the university. When you are a Wright State graduate, you're among a select group of individuals who are transforming the world through leadership and service to their community. When you are a Wright State graduate, you're in good company.



Best Advice:

"Selling is a process of making friends."

Last Book Read:

Debt of Honor, Tom Clancy

Future Plans:

To continue to successfully grow U.S. Bank in Dayton.

Ron Amos, 1976 B.S.B., 1984 M.B.A.
President, U.S. Bank, Dayton, Ohio

"Community service is an extremely important part of my day-to-day job responsibilities."

Being the president of a bank brings with it a commitment to your community, says Ron Amos, president of the Dayton Region of U.S. Bank. And he demonstrates that philanthropic spirit every day. Amos is chair of the 2002 United Way Campaign and co-chair of the alumni phase of Wright State University's "Tomorrow Takes Flight" campaign.

A lifelong Dayton resident, Amos built a network and a career from his Wright State connections. His goal was to be the top executive at a Dayton bank, and after earning a bachelor's degree and an M.B.A. from Wright State, Amos worked his way up to president. "Wright State provided me a wonderful foundation in business and a network of fellow alumni to build my career."



IN GOOD

Favorite WSU Memory:

My graduation when family and friends chartered a bus and traveled from Virginia to surprise me at the ceremony.

Best Advice:

"Listen to your heart, but know your head."

Favorite Quote:

"If you give a man a fish, you feed him for a day. If you teach a man to fish, you feed him for a lifetime."
Chinese Proverb

Yolanda Bruce Brooks, 1989 Psy.D.

Senior Director of Player Development for the NBA

"I help teach NBA basketball players how to be professionals."

Dr. Yolanda Brooks, who for years had counseled professional football players, recently found herself advising the father of one of the high school players ticketed for the National Basketball Association. Today she focuses on personal and professional development of the younger players, coaching them on financial planning, stress management, substance abuse, and the other demands they face as they kick off their careers.

Many of the techniques Brooks uses with the NBA started at Wright State University, where as a student she set up a mentoring program for first-year minority students. "It provided the foundation for much of what I'm currently doing with these rookies. Wright State helped me incorporate who I am as a person with what I am doing professionally."



Erik Bork, 1989 B.F.A.

Filmmaker, Hollywood, California

“Thanks to my mentors, I’m doing what I’ve always wanted to do.”

Erik Bork is making a name for himself in Hollywood. Bork’s first big break came as Tom Hanks’ assistant during the making of *Apollo 13*. He then co-produced the television miniseries *From the Earth to the Moon*, and soon advanced to supervising producer on Tom Hanks and Steven Spielberg’s Emmy and Golden Globe award-winning miniseries *Band of Brothers*. Today, Bork is writing two movie scripts for HBO.

Bork’s mentoring began at Wright State, where he says the level of excitement and knowledge of filmmaking was infectious. “The most important thing is to have professors who really care about you and about what they’re teaching. They put Wright State on a par with any other film school you could name.”



Favorite WSU Memory:

When my film, *Springs*, which was filmed in Yellow Springs, was finally finished and premiered at the Little Art Theatre. It was sold out, and all my friends, family, and my colleagues from Wright State were there.

Last Book Read:

How to Be Good, Nick Hornby

Future Plans:

I’m doing what I’ve always wanted to do. I’ll continue in the path of a writer who wants to produce or direct his work, moving into feature film writing. I would one day like to direct something I’ve written.

COMPANY

James Cannon, 1973 B.A., 1974 M.S.

Municipal Court Judge, Dayton, Ohio

“I wouldn’t be where I am today without Wright State.”

When opportunity comes knocking, education opens the door, says the Honorable James Cannon. One of nine children, Cannon never had a chance to go to college until he retired from the military at the age of 39. That’s when he enrolled at Wright State, where in four years he earned both his bachelor’s and master’s degrees. That feat opened the door to law school and later, a seat on Dayton’s Municipal Court, where he has served as judge since 1987.

“I was an older student, but that didn’t bother anyone. There were students of all ages,” he says. “Wright State provided the opportunity to get started on my education and prepared me to take advantage of opportunities that came along.”



Favorite WSU Memory:

Fun times at the Rathskeller: It was a good place to hang out for a commuter student like me. I had some pretty good times down there.

Best Advice:

“Do unto others as you would have them do unto you.”

Last Book Read:

It’s Been a Good Life: One Day at a Time, Kathleen Patterson

Favorite WSU Memory:

Going to basketball camp at Wright State as a youngster and winning a behind-the-back passing contest.

Favorite Quote:

"From these honored dead we take increased devotion to that cause for which they gave the last full measure of devotion."

Abraham Lincoln's
Gettysburg Address

Last Book Read:

*Charles E. Taylor: 1868–1956:
The Wright Brothers
Mechanician,*
Howard R. DuFour with
Peter J. Unitt



Kevin DeWine, 1996 M.B.A.

State Representative, Columbus, Ohio

"I really want my four boys to be able to look back at my career and be proud."

State Representative Kevin DeWine's interest in elective office was piqued nearly 30 years ago in elementary school when he helped place campaign signs for his second cousin (and now U.S. Senator) Mike DeWine's campaign for county prosecutor.

Before entering politics for himself in 2000, DeWine had a rewarding career working for a Dayton-based company, but to achieve his goals, he knew he needed a Wright State M.B.A. "Wright State has a great reputation in the business community," he says.

DeWine and his classmates didn't just read case studies about fictitious companies, they were assigned projects doing meaningful work for real companies in the Miami Valley. He still keeps in touch with many of his classmates who also are succeeding in their careers. "That speaks volumes about the quality of Wright State," DeWine says.

IN GOOD

Favorite Quote:


"It's amazing how much you can get done if you don't worry about who gets the credit."
Richard Hettrick

Last Book Read:

*Founding Brothers:
The Revolutionary Generation,*
Joseph J. Ellis

Future Plans:

It's a real honor and privilege to run a newspaper of this size in a city that is evolving into one of America's greatest. I plan to work out my term and make the *Atlanta Journal-Constitution* the best it can be.



Roger Kintzel, 1970 B.A.

Publisher, *Atlanta Journal-Constitution*,
Atlanta, Georgia

"A vibrant newspaper is absolutely critical to the functioning of the democratic society."

As a high school student, Roger Kintzel never expected to make headlines. That he could be college material was news to him. But his was not an uncommon story in the early days of Wright State. Student services counseled him on what courses to take, financial services helped

set him up with the means to attend, and the faculty—a crop of new Ph.D.'s—were eager to help. "For someone like me, that made a huge difference," he says. "I've had some great breaks in my life and one of them was Wright State."

The other important break in his life—a 23-year career with Cox Enterprises, Inc.—also began in Dayton. Today, as publisher of the *Atlanta Journal-Constitution*, the flagship paper in the Cox Enterprises' chain, Kintzel oversees the flow of information at the

Alan McGee, 1979 B.S., 1982 M.D.

Associate, SpineONE, a division of Orthopaedics
Northeast, Ft. Wayne, Ind.

*"I want to help minority students pursue careers
in health care."*

While Alan McGee was an undergraduate student at Wright State University, his medical career got off to a promising start when he published a research project with WSU professor M. Paul Servé. As an undergraduate and later as a medical student, McGee says "my professors allowed me to think more independently and outside the box." Today, he is an associate of SpineONE in Ft. Wayne, Ind., and part of a team dedicated to the diagnosis and treatment of spinal disorders.

McGee also helps minority students succeed in health care careers through two scholarships he established. One helps Ft. Wayne area students, while the other, the Dewitt and Henria McGee Endowed Scholarship, named after his parents, helps minority students complete their education in WSU's School of Medicine.



Best Advice:

"Pursue the career of your choice and don't let obstacles get in the way."

Last Book Read:

Member of the Club,
Lawrence Otis Graham

Future Plans:

To become involved in additional civic and volunteer activities.

Raider Basketball Player:
(1976-78)

COMPANY

Gail Littlejohn, 1976 M.S.

President, Dayton Public School Board,
Dayton, Ohio

*"I like to take on challenges that others think are
impossible."*

Gail Littlejohn likes a good challenge. During her 18-year career with LEXIS-NEXIS, she started a government affairs office in Washington, D.C., and developed a database of code files of every state legislature in the country. Today, she's tackling the issues of a large urban school district as president of the Dayton Public School Board. "My vision is that every student graduates with the skills to get a good job, go to college, pursue his or her dreams."

In her quest, she also marshals the strengths of the community by serving on the boards of several community organizations, including Wright State's Board of Trustees. "At Wright State, I learned how vulnerable children are and the unique way they have of expressing themselves. It's something that has stayed with me to this day."



Best Advice:

"If you want something bad enough, you can figure out how to get it done."

Favorite Quote:

"With God all things are possible."
Matthew 19:26

Last Book Read:

*The 21 Indispensable Qualities
of a Leader,* John C. Maxwell



RAIDER

Raiders Represent



As part of a new branding initiative, Wright State Athletics has unveiled several new billboards around the Miami Valley area entitled "Raiders Represent..."

"We have much to be proud of at Wright State and my hope is that these small "points of pride" in athletics will be seen by our 45,000 local alumni and others who have helped contribute to these successes," said Director of Athletics Bob Grant. "This is a simple way to shine a positive light on the entire university. We are proud of our accomplishments and excited about striving to build on them in the future."



BASKETBALL

Graduates Under Bridgett Williams

Class of 2003



Katie Bussan
Magna Cum Laude
B.S. in Mass Communication



Brie Pennington
B.S. in Political Sciences

Class of 2004



Dori Glance
B.S. in Psychology



Ilesha Gray
B.S. in Political Science
and African-American
Studies

Class of 2005



Angie (Ott) Griffith
B.S. in Electrical Engineering

Class of 2006



Kendra Agee
B.S. in Physical Education



Rhea Mays
B.S. in Organizational
Leadership Studies

Class of 2007



Steph Comisar
B.S. in Accountancy



Tyanda Hammock
B.S. in Organizational
Leadership



Brittney Whiteside
B.A. in Psychology

Class of 2008



Sierra Crayton
B.S. in Middle Childhood
Education



Danielle Duncan
B.S. in Nursing



Whitney Lewis
Summa Cum Laude
B.A. in Psychology

Raiders in the Pros

Brittney Whiteside
(2003-07)

Esivoegel USC Freiburg
Germany



Whitney Lewis
(2004-07)

Wolfenbuettel
Wildcats
Germany

Academics

Megan Watson Academic Advisor



Megan Watson

Megan Watson joined the Wright State athletic staff as an academic advisor in January, 2008. Watson came to WSU from Cincinnati, where she was an academic advisor for two years.

Watson, who worked with several sports at UC, including football, will work closely with all Raider athletes, specifically men's and women's basketball. Working with head academic advisor Judy Chivers, Watson will track and monitor the academic progress of student-athletes, meet with prospective student-athletes and evaluate transcripts.

A 2000 graduate of Truman State University with a degree in communications, Watson received her master's degree in kinesiology (sport management) from Texas A&M in 2003. While at A&M, Watson served as an academic advisor and also assisted the Student Athlete Advisory Committee (SAAC) as a co-advisor.

Judy Chivers Academic Advisor



Judy Chivers

Judy Chivers has become a stalwart of Raider Athletics through the years as she can be seen all around campus and the sporting events as well as tutoring in her office in the Nutter Center.

Chivers, or Miss Judy to most, serves as the main academic advisor for the male and female athletes, working closely with the basketball teams on progress, class selection and tutoring when needed. She closely monitors the student-athletes along with the coaches to ensure proper study technique and support is given when necessary.

In her 11th year at WSU, Chivers received her bachelor's degree in Mathematics from Northern Michigan University before starting a teaching career in New Mexico and Ohio. She recently received her master's of education degree from WSU. Chivers is married to Darwin and has two sons, Dan and Joel, both WSU graduates.



Academic Support Services

Wright State is proud of the academic accomplishments of its athletes. Last year, WSU student-athletes posted an average GPA of 3.0 all three quarters.

The athletics department staff includes an academic advisor, whose primary responsibility is advising and counseling approximately 260 WSU athletes. The advisor is here to help you do your best as a student-athlete.

The advisor:

- knows the courses required;
- knows the faculty and instructors for your courses;
- may communicate with faculty, staff, and other advisors on your behalf;
- respects your interests;
- helps you to choose a major; and
- encourages you to plan and think about the future.


Academic Reporting



During the year, the academic advisor meets with student-athletes on a regular basis to track their accomplishments. At the end of the academic year, the advisor completes an annual report on the academic progress of all student-athletes. This report is given to the coaches and the athletic director.

Working With Faculty and Staff

The athletic advisor also serves as a liaison between Wright State's athletics and academic communities, coordinating your interests with those of faculty and university staff. The advisor tries to establish a personal rapport with your instructors, learning their point of view, and ensuring that you stay focused on educational as well as athletic objectives.



Wright State Today

Wright State University will help your dreams take flight. Named after the inventors of powered flights, Orville and Wilbur Wright, the university carries on their tradition of innovation. And with more than 100 undergraduate degrees and nearly 50 Ph.D., masters, and professional degrees, the sky is the limit.

Come check out the beautiful 557-acre wooded main campus yourself. You'll find state-of-the-art facilities, a 200-acre biological preserve, and some of the newest, most modern student housing anywhere. Spread your wings with more than 150 student clubs and organizations.

Whether it's preparing students to take their place in our ever-changing world, conducting research that can improve our lives, or partnering with local communities and businesses, Wright State University is making an impact, both locally and globally.

Innovation Is in the Air

A rich and dynamic community of about 17,000 students, Wright State is a place where tomorrow takes flight. Located 12 miles northeast of Dayton, Ohio, Wright State is a nationally



accredited state university with an impressive range of study. Its six colleges and three schools, including schools of medicine and professional psychology, offer opportunities for discovery and growth.

A full-size replica of the 1903 Wright Flyer hangs in the Dunbar Library atrium as a symbol of the Wright brother's genius and innovation. The library is home to one of the world's most complete collections of the Wright brothers' papers and memorabilia.

Personal Attention From Faculty

Most classes are small and taught by fully affiliated faculty members, 80 percent of whom hold the most advanced degrees in their fields. The faculty is dedicated to advancing the frontiers of knowledge, as well as applying it to real problems. Students gain hands-on experience through a variety of community-based programs, cooperative education, internships, service learning, and research projects.

National Recognition

Our students work hard and achieve national recognition. They're gaining valuable skills and experience by competing with some of the best schools in the nation and coming out on top!

- Only five-time winner of the National Student Case Competition, sponsored by the Institute of Management Accountants
- National Model UN Conference, top awards for 27 years
- Outstanding individual achievement for playwriting and composition from the American College Theatre Festival
- First place, Easter Region, Human Powered

Vehicle Competition sponsored by the American Society of Mechanical Engineers

- Student projects presented to the Geological Society of America
- Top nursing student in the Eastern Region of the United States Cadet Command
- Outstanding Student Teacher and Outstanding Cooperating Teacher for Ohio
- First place in financial planning national case competition
- National Intercollegiate Ethics Bowl, five years in the top 10, 2002 winner

There's Plenty To Do

At Wright State, we're active like you. Our students are diverse, and our campus activities reflect a broad spectrum of interests and outlets. With more than 150 clubs and organizations, there's something for everyone.

If you want to soar with the birds, try skydiving. If you have political aspirations, get involved in Student Government. If you don't mind a few bumps and bruises, join the rugby team. Choose from 18 sororities and fraternities that focus on scholarship, service, and fun.

Hang out at the Student Union's extensive recreational facilities, including a fitness center, gym, racquetball and squash courts, and an Olympic-size indoor pool. Outdoor Recreation offers unique and exciting opportunities to go camping, canoeing, rock climbing, white-water rafting, skiing, horseback riding, scuba diving, and more! Bicycles, backpacks, kayaks, skis, and other equipment are available to students.

Diversity Enriches Campus Life

At Wright State, we believe that welcoming students from diverse cultures strengthens and enriches the entire campus community. Bringing these students together with an active campus life creates a rich intellectual and social experience—a complete university experience.

Wright State is a national leader in accommodating the needs of students with disabilities. Most of the 24 campus buildings are connected by a unique underground tunnel system.



Some of the Best Campus Housing

While living on campus is not a requirement, 62 percent of all first-year students choose to do so. Almost 3,000 students live in attractive residence halls on or adjacent to campus. Year after year, they say how fantastic their campus living experience has been and how great it was to stay in new, modernly equipped rooms that have all the comforts of home. You'll find nice furniture, cable TV, air-conditioning, and Internet hook-ups. Plus, all students—even first-year students—may have a car on campus.

Community Partnerships Offer Real-World Experience

Wright State provides its students with unique opportunities to help solve real-world problems by addressing the educational, cultural, social, and economic needs of the Miami Valley. Students obtain relevant hands-on learning experiences through the university's link to area corporations, community programs, health and social service agencies, and government organizations. This blending of academia with the larger community provides benefits for both. The DaytaOhio Center for Advanced Data Management and Analysis will help position Ohio as international leader in data management innovation.

Student Life at Wright State

Wright State has a diverse mixture of students with various educational goals and interests. The majority of our students, 77 percent or about



Honors dorms



13,000, are undergraduates, and of those, about 10,800 are full time. Although the majority of these students come from southwestern Ohio, many also come from other parts of Ohio, from almost every state in the nation, and from 66 other countries.

Nearly 3,000 students live in campus housing, in either traditional dormitory-style rooms, suite-style rooms, or apartments, all offering direct Internet connections. Nearly 1,800 freshman students chose to live on campus in Fall 2005.

Regardless of background and career goals, our students provide the basis for a campus rich in cultural and intellectual diversity.

Both commuting and residential students make for an active campus life. Over 150 student clubs and organizations provide recreational, professional, and entertainment activities. Also popular are the university's two theatres and concert halls, and the Student Union, which has extensive recreational facilities, including a fitness center, a small gymnasium, racquetball and squash courts, and an Olympic-size indoor pool.

Wright State students have distinguished themselves academically, both on the state and national level. For example, Wright State students compete with 200 colleges and universities from 15 different countries that debate each year at the Model United Nations program held in New York City, and now hold the longest winning streak on record of 27 years. The Ohio Society of Professional Engineers awarded our student team first place in a statewide senior design showcase. Wright State is the only four-time winner of the National Student Case Competition sponsored the Institute of Management Accountants.

In recognition of its innovations in teaching and research, the Department of Mathematics and Statistics has received Academic Challenge

Grants from the Ohio Board of Regents and highly selective external funding awards from the National Science Foundation and other federal agencies. In addition, undergraduate students in the Department of Mathematics and Statistics compete each year in the William Lowell Putnam



Mathematical Competition.

The student is the focus of attention at Wright State University. Although Wright State students do not easily fall into specific categories, all are valued for their unique talents and contributions. In a supportive learning

environment,

Wright State faculty challenge their students, encouraging them to realize their potential, to reach their goals, and to fulfill their dreams. As a result, Wright State continues to attract achievement-oriented students who are eager to learn.

University College

The University College programs assist students in transitioning to university life and developing the necessary skills to ensure their entrance into the Wright State college and major



Wright State Snapshot

- The University: Nationally accredited, state university with 109 undergraduate degrees and 46 graduate or professional degrees
- Founded: 1964. Granted full university status in 1967
- Location: Main campus, 12 miles northeast of Dayton, Ohio. Lake Campus, near St. Marys and Celina, Ohio.
- Enrollment: Approximately 13,700 undergraduate students and 4,000 graduate, professional, or doctoral students.
- Student Body: Approximately 91 percent Ohio residents, 15 percent minority students, and international students representing 67 foreign countries.
- First-Year Student Profile: New first-year students, 2,489
- Student Organizations: More than 150
- Faculty: 775; 80 percent hold the highest degree in their fields
- Average Class Size: 25
- Student-Faculty Ratio: 20:1
- Libraries: The Paul Laurence Dunbar Library contains over 703,000 bound volumes, 440,000 government documents, and 4,100 periodical subscriptions. The Fordham Health Sciences Library contains over 135,000 bound volumes, and 1,000 periodical subscriptions. Electronic resources include more than 140 research databases, 5,700 electronic journals, and 22,000 e-books.
- Computer Resources: State-of-the-art computer labs are located throughout campus. World Wide Web access is available to all students and faculty. Technical support is available 11 hours a day.
- Residential Facilities: Hamilton Living/Learning Community (double and triple rooms); The Village (efficiency, deluxe efficiency, one- and two-bedroom apartments); The Woods (double and quad suites); Honors (double suites); Forest Lane Apartments (two bedroom units); College Park Apartments (four bedroom, two baths)

of their choice. The University College provides academic advising; tutoring and testing services; a leadership development program; basic courses in reading, writing, mathematics, and college student strategies; and the First-Year Seminar and learning communities. An academic advising center and mathematics learning center also offer free individualized assistance to students.

Writing Assistance

The University Writing Center provides free writing consultation. Undergraduate and graduate students are available to help students with every stage of the writing process and with assignments across the curriculum. Students may also receive help using one of the center's 13 networked computers.

The Writing Center also offers individual workshops each quarter. These specialized workshops offer review of grammar and punctuation, research formats, and essay exam preparation. The center also maintains a Writer's Hotline for students and staff.

Learning English for Academic and Professional Purposes (LEAP)

For non-native speakers of English wishing to study at an American college or university, Wright State offers the Learning English for Academic and Professional Purposes (LEAP) Intensive English Program.

Benefits of the LEAP Program include 10 weeks of instruction in small classes that allow for individual attention. The instruction includes intensive speaking, listening, reading, writing, grammar, and the latest computer technology, including Web browsing and e-mail. Students are instructed by experienced faculty with advanced degrees in teaching English as a second language or a related field, and by adjunct instructors closely supervised by more experienced faculty. The LEAP Program also features regular meetings with native English-speaking conversation partners and scheduled sessions with trained tutors in the University Writing Center.

Holders of F-1 visas must be enrolled full-time in the LEAP Program, although a part-time course of studies is available for immigrants and visitors.

University Libraries

The University Libraries are members of OhioLINK, an advanced computer network providing access to over 31 million library items in Ohio's university, college, and state library collections. Students can order books online from OhioLINK libraries and receive them for check-out within two to three days. OhioLINK resources also include scores of research databases and the full text of thousands of journals and other works.

The Libraries' information research system uses a Web-based interface to provide integrated access to local and OhioLINK resources plus many other resources available on the Internet. The Libraries' Web site is <http://www.libraries.wright.edu>.

Other Services

- Instructional sessions for all library services



and resources

- Current periodicals and microfilm resources (microfilm readers and printers)
- Course reserves (online and print)
- Media collections (videos, films, preview equipment)
- 20,000 music scores and over 6,000 musical recordings
- Reference assistance (individual or group instructions and handouts)
- Interlibrary loan services for items not available at Wright State or through OhioLINK
- The Student Technology Assistance Center (STAC) offers various software and hardware plus personalized assistance for students to complete class assignments requiring electronic presentations, graphics, Web page design, and more.

Paul

Laurence Dunbar Library

The Paul Laurence Dunbar Library plays an important role in instruction and research activities at Wright State University. The library collections, among the largest in the Dayton metropolitan area, include over 703,000 bound volumes, over one million microforms, 440,000 government documents, 4,100 serial subscriptions, and more than 4,000 media or visual items. The library is open over 100 hours per week, longer during exam periods. In addition to the walk-in assistance available in



the information/reference area during most hours, students may make appointments with reference librarians for in-depth assistance. Librarians also offer group instruction through a series of regularly offered workshops on topics ranging

from basic research introduction to advanced searching of Web resources and specialized databases.

As a partial U.S. government documents depository, the library provides students and the general public with access to electronic and print documents, including over 30,000 geographical and topographical maps from all over the United States. The Libraries are also a designated Patent and Trademark Depository Library with collection materials accessible in the Dunbar Library.

Special Collections and Archives houses collections on aviation history, Wright State University history, and one of the most extensive collections of Wright brothers materials, including more than 4,000 original photographs made by the Wrights to document their achievements.

Computer Resources

Computing and Telecommunications Services (CaTS) provides service and support for university telephones, campus networking, Internet access, and administrative and student computing resources. Wright State students are encouraged to use these resources to enhance their learning experience. CaTS maintains computer labs (most open 24 hours) with computers networked to international resources, laser printers, and numerous software applications to complement students' classroom activities. The computers in

these labs not only provide desktop applications, but also provide access to larger computer platforms, such as our UNIX system, the University Libraries databases, and other Internet resources. Wright State has a strong commitment to providing accessibility to all students. In support of this commitment, a variety of adaptive technologies are available to provide computer access to students with physical disabilities.

All students should obtain a CaTS CAMPUS account. The CAMPUS account provides them with the account name and password necessary to access the Internet, e-mail, and other computing resources. Accounts also provide personal and class disk space on the network file servers. With their CAMPUS account and a Web browser, students can access the Internet from home using the CaTS modem banks. Student accounts remain active only as long as they are enrolled in classes.

Career Services

The central purpose of Career Services is to help students prepare for academic and career success. Freshmen and sophomores are assisted with career assessment, values clarification, and occupational data to help them make informed choices of academic majors. Students are also provided opportunities for experiential learning (internships) and discovering the relationship of skills acquired to the broader work world. Career Services helps prepare graduating seniors to be successful candidates by helping them translate their academic and co-curricular experiences into successful job campaigns or graduate school applications.

Specific services include: a computerized career exploration program, Choices; an interest inventory, the Self-Directed Search; a personality assessment, the MBTI; a web resume registration, UNCW Experience; internship resources; workshops on a wide range of topics from choosing an academic major to job search strategies; a career resource library; job listings for both part-time and full-time, including internships; on-campus recruiting; annual events such as Career Day, Education Job Fair, Internship-



Summer Job Fair, and Graduate School Day; and a home page on the World Wide Web with a directory of helpful career and employment sites.

Career Services is located in the University Union in rooms 104 and 106, open 8 a.m.–5 p.m. Monday–Friday with special drop-in hours on Mondays and Thursdays, 2–5 p.m. for students who have quick questions about resumes, job searching, cover letters, and more. Currently enrolled WSU students are eligible for all services.

Career Resources Center

The Career Resources Center (CRC), located in E334 Student Union, serves as a valuable source of information for people seeking career, job search, and employer information including job postings. In addition, computers are available for career related internet searches and to develop personal marketing tools.

SIGI Plus (System of Interactive Guidance and Information), a computerized application, allows users user to assess interests, abilities, and values to determine what occupations might be a good fit. The most frequently used option on SIGI Plus is the Information Module. A user can find information on career projections, required academic preparation, job definition and descriptions, and salary. Please allow at least 90





minutes to assess and explore options. Less time is required for a search of specialized information.

Browse the complete bibliography of print materials available for use in the Center. Resources are categorized to assist you in locating the materials needed. Categories include Job Search, Directories, Career Exploration, Experiential Education (Co-op Ed/Internships), Transition to the Workplace, Graduate School and specialized career information by college and major.

Employer Literature is found alphabetically in binders or files within the Center. Use these sources to locate basic information about a particular employer, such as services or products, reputation, growth pattern, divisions, subsidiaries, new products, and annual reports. Career Services recommends that you also use the Internet and other resources, such as networking, to identify and review company information.

Cooperative Education and Internship Programs

Provide educational opportunities consistent with a student's course of study. Opportunities may be full-time or part time. Completing one or more quarters of field experience keeps a student competitive when it is time to search for career employment. Employers seek candidates with backgrounds in practical application of their discipline. Stay current and competitive through co-op and internship programs consistent with your course

of study.

Career Employment

Career-related employment provides opportunities for students looking ahead to graduation and for alumni interested in changing jobs or switching careers. Recruiters begin evaluating candidates as much as nine months prior to graduation. Career Services offers appointments, résumé reviews, mock interviews, career days and fairs, résumé postings, job postings, on-campus interviews, and Spring Training to assist with your career employment.

Cooperative Education/Internship

Co-ops and internships are field-related experiences for upper level students. In both cases, employers provide on-site supervision and opportunities for integrating academic theory with real-world practices. The co-op experience traditionally lasts more than one quarter. Co-op program structures include alternating, where students work full-time and alternate quarters of work with quarters of study; and parallel, where students work part-time and simultaneously continue their academic study. Internships are filled on a quarter by quarter basis. Both types of employment may be either full- or part-time. A paid position yields a larger, more diverse pool of qualified candidates than a position with no compensation.

The Setzer Pavilion/Mills Morgan Center

The Setzer Pavilion opened in August 2005 as a state of the art facility that puts Wright State on a plateau that is equal to the major Division I programs around the country. Combined with academic program excellence, Wright State is at the highest echelon of the Horizon League and has the facilities to develop blue-chip student-athletes.

The venue is nearly 30,000 square feet, including a gymnasium, strength and conditioning room and coaches offices as well as locker rooms, video rooms and player lounges, as well as a state-of-the-art eye center.

Wright State University is committed to national prominence in both academics and athletics and this facility will only enhance this commitment.



Setzer Pavilion and Mills Morgan Center locker room



Hallway of the Setzer Pavilion/Mills Morgan Center



Setzer Pavilion/Mills Morgan Center player lounge



Setzer Pavilion/Mills Morgan Center interior view



Front of the Setzer Pavilion/Mills Morgan Center



Allread Court of the Setzer Pavilion/Mills Morgan Center



Hall of Champions inside the Setzer Pavilion/Mills Morgan Center



Viewing room of the Setzer Pavilion/Mills Morgan Center



An aerial view of the Setzer Pavilion/Mills Morgan Center

The Nutter Center

There's no place like home. And there's no place quite like the Nutter Center, home to the Wright State Raiders.

The Nutter Center, Southwest Ohio's premier sports and entertainment complex, is home to the Wright State men's and women's basketball teams, as well as the Wright State volleyball team.

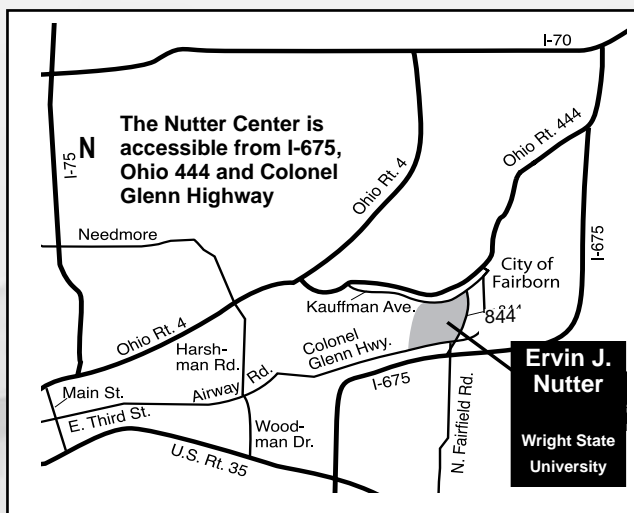
Set on the beautiful campus of Wright State University, the Nutter Center Arena seats up to 11,500 people. Housed within the building are four additional basketball courts, a recreational running track, a fully equipped fitness center, a multipurpose room, dressing rooms, classrooms, and 60,000 square feet of exhibition space.

Just 19 years old, the Nutter Center's standard of excellence has been acknowledged worldwide. Industry Publications has ranked the Nutter Center one of the top 20 arenas of its size in the country every year since it opened. The Nutter Center has remained one of the premier stopping points for major concert tours of every musical genre, the finest family shows, and top-touring ice shows including Kenny Chesney, Blue Man Group, Michael Bubl , Elton John, Carrie Underwood, Rascal Flatts, KISS, Martina McBride, The Wiggles, Harlem Globetrotters, Cher, Larry the Cable Guy, Toby Keith, U.S. Hot Rod Thunder Nationals (Monster Trucks), Tina Turner, Arenacross, Motley Crue, Guns 'N' Roses, Aretha Franklin, Tim McGraw, Neil Diamond, Barry Manilow, Green Day, Mercy Me, Trans-Siberian Orchestra, Garth Brooks,

Cirque du Soleil, Reba McEntire, Rod Stewart, Frank Sinatra, Alan Jackson, Aerosmith, Champions on Ice, Ringling Bros. and Barnum & Bailey Circus, Disney on Ice, WWE, and many more.

The Nutter Center has also become home for high profile sporting events including regional and state high school volleyball, basketball, and wrestling tournaments. In addition, the Nutter Center is home to the ECHL Dayton Bombers Hockey team.

For a list of Nutter Center upcoming events, please visit www.nuttercenter.com.



Ervin J. Nutter



RAIDER

Nutter Center Records

Points

Individual: 31 by Tiffany Webb vs Minnesota 12/28/02
 Team: 98 vs Morehead State 11/29/97; vs. IPFW 11/24/04
 Opponent Individual: 35 by Erika Roudebush of Cleveland State 1/31/02
 Opponent Team: 102 by Ball State 11/28/00

Rebounds

Individual: 20 by Timothea Clemmer vs Miami 11/28/95
 Team: 63 vs Valparaiso 1/27/94
 Opponent Individual: 22 by Traci Edwards of Milwaukee 1/26/06
 Opponent Team: 58 by UIC 2/5/03; by IPFW 11/24/04

Field Goals Made

Individual: 12 by Tiffany Webb vs Minnesota 12/28/02
 Team: 42 vs Ohio 11/28/04
 Opponent Individual: 14 by Erika Roudebush of Cleveland State 1/31/02
 Opponent Team: 36 by Ball State 11/28/00; by West Virginia 11/28/01

Free Throws Made

Individual: 12 by Peggy Yingling vs Marshall 12/8/92
 Team: 31 vs Marshall 12/8/92
 Opponent Individual: 12 on 3 occasions
 Opponent Team: 32 by Loyola 2/11/99

Three-Pointers Made

Individual: 7 by Lori Blanchard vs Detroit 3/3/96; by Chanda Hollingsworth vs Marshall 12/13/00
 Team: 9 on five occasions
 Opponent Individual: 7 by Penny Armstrong of UIC 1/30/94
 Opponent Team: 12 by Butler 1/14/06

Assists

Individual: 9 by Angie Ott vs Ohio 11/28/04
 Team: 26 vs Ohio 11/28/04
 Opponent Individual: 14 by Katy Winski of Loyola 2/27/97
 Opponent Team: 27 by Youngstown State 2/24/02

Steals

Individual: 9 by Rhea Mays vs Dayton 12/4/02
 Team: 20 vs Cleveland State 2/26/95; vs Youngstown State 1/8/05
 Opponent Individual: 8 on four occasions
 Opponent Team: 20 by DePaul 1/8/91; by Northern Illinois 3/6/93

Raiders' 18-Year Nutter Center Record

1990-91	3-12	2000-01	4-8
1991-92	5-7	2001-02	3-10
1992-93	5-9	2002-03	6-7
1993-94	4-8	2003-04	8-7
1994-95	6-7	2004-05	10-6
1995-96	8-6	2005-06	6-5
1996-97	5-7	2006-07	6-8
1997-98	6-5	2007-08	10-3
1998-99	4-7		
1999-00	5-8	Total	104-130



Aerosmith



Dave Matthews



Tim McGraw

How to get to the Nutter Center from...

North of Dayton on I-75. Take I-75 south to I-70 east. Go east to I-675 south. Go south to Exit 17 and turn right on North Fairfield Road.

South of Dayton on I-75. Take I-75 north to I-675 north. Go north to Exit 17 and follow sign for North Fairfield Road. Turn left on North Fairfield Road.

East of Dayton on I-70. Take I-70 west to I-675 south. Go south to Exit 17 and turn right on North Fairfield Road.

East of Dayton on Route 35. Take Route 35 west to North Fairfield Road and turn right.

West of Dayton on I-70. Take I-70 east to I-675 south. Go south to Exit 17 and turn right on North Fairfield Road.

West of Dayton on Route 35. Take Route 35 east to I-675 north. Go north to Exit 17 and follow sign for North Fairfield Road.

The Miami Valley



A Vibrant Community on the Move

The Dayton area is rich in cultural offerings including the performing arts, historical parks, museums, cultural festivals and community celebrations. The university is located close to a wide array of restaurants and stores, with the region's largest shopping mall about a mile from the campus. A popular river corridor along the Great Miami River offers 26 scenic miles of walking, jogging, and cycling trails.

The city of Dayton is a city of innovation. From the Wright brothers' first airplane to Charles F. Kettering's first self-starting automobile ignition system to the cash register and automated teller machine, Dayton has a rich heritage of invention and innovation.

Dayton has been the home for other notable Americans as well, including the poet Paul Laurence Dunbar and candy creator Esther Price. Phil Donahue and Erma Bombeck once lived across the street from one another in a Dayton suburb.

Did you know?

Area Notes:

- Dayton is within 250 miles of Chicago, Indianapolis, Cleveland, Columbus, Cincinnati, Lexington, and Louisville.
- The income tax rate for the city of Dayton is 2.25 percent.
- The Dayton area serves seven colleges and universities.
- There are eight major shopping malls in the Dayton area, including The Mall at Fairfield Commons, less than a mile from Wright State.
- Restaurant owner James Ritty devised the first cash register in 1879 to keep his bartenders honest.
- The average annual rainfall in the Dayton area is 34.71 inches.
- The world became a little sweeter when Esther Price founded her candy business in 1929.
- The Wright brothers' first attempts at flight were made from Huffman Prairie near Wright State.
- Wright-Patterson Air Force Base, located next to Wright State, is one of the nation's largest and oldest military installations and was host to the Bosnian peace talks.
- Erma Bombeck and Phil Donahue were once neighbors in the Dayton area.
- Paul Laurence Dunbar and Orville Wright were high school classmates.
- Wright State University woods is prime birdwatching territory. Look for turkey vultures, brown creepers, and tufted titmice.
- Clifton Mill is the oldest operating grindstone in the nation.
- Speedster Barney Oldfield of Dayton was the first person to drive a mile a minute in 1903.
- The road stripper was created in nearby Xenia.
- The largest international gathering of historic aircraft, the Festival of Flight, occurred in Dayton in 2003.
- The National Afro-American Museum and Cultural Center is located in the Dayton area.
- Wright-Patterson Air Force Base houses the United States Air Force Museum, the largest and oldest aviation museum in the world.

Dayton

The Value of Variety

Dayton has flourished from a firm foundation of innovation and industrial expertise. Inventions from Dayton—including powered flight, the cash register, and countless others in the automotive and aerospace industries have built a strong core for the region's economy.

Today's healthy local economy is more diversified, fueled by a mixture of companies of many sizes and industries. This diversity is more important since it provides economic stability and prevents overreliance on any single sector.

A century ago, small businesses and entrepreneurs put Dayton on the map, and they remain a high priority to this day. The region is bustling with momentum with more than 19,000 new business start-ups from 1996–2001. Local business and community leaders are committed to supporting entrepreneurs and nurturing new businesses through mentoring, technical assistance, and innovative programs such as the Entrepreneurs Center, a downtown-based technology incubator.

Workforce: Dayton Trains its Own

Dayton works proactively to provide programs that ensure a skilled workforce, particularly for specialized technical positions. Local officials promote the continuous training of local workers in addition to supporting the outside recruitment efforts of area technology workforce. Additionally, Dayton recently ranked fifth among medium-sized cities on the Creativity Index created through Richard Florida's research into the "Creative Class."

A Dynamic New Downtown

Thanks to this community's great visionaries and energetic workers, downtown Dayton is reinventing itself in grand style. Developments such as the Schuster Performing

Arts Center, Dayton Dragons baseball, and RiverScape have sparked a new wave of interest and investment in the central business district.

In 2002, some 500 employees moved into the new corporate headquarters of Relizon in downtown Dayton. The five-story office building and parking garage occupy a site that formerly was a vacant department store.

Also downtown, the urge for urban living is being satisfied with the development of several new residential loft projects, especially appealing to young professionals and empty-nesters. With hundreds of new residents pouring in, downtown continues to add new restaurants, night clubs, and other attractions to cater to these new urbanites.

From History's Success to Today's Strength

Dayton's business composition has evolved with the times. While manufacturing continues to play a key role, comprising 18 percent of the region's total employment, the services industry employs 32 percent of the workforce and the retail and wholesale trade industry employs 23 percent. Over time, the area has developed core competencies in aerospace, information technology, composite materials, automotive manufacturing, advanced manufacturing, and logistics.



Dayton's skyline illuminated at night

Aerospace—The influence of Wright-Patterson Air Force Base on the Dayton area economy is far-reaching and profound. As the foremost research and development center of the United States Air Force, Wright-Patterson has been responsible for nearly every major innovation in U.S. military aviation. The base has truly been a catalyst for high-tech growth in the region.

The facility has a \$2.4 billion annual economic impact on the region, employing 18,000 people, including some 10,000 civilians. In addition, some 19,000 jobs are provided through subcontracting and supply. The base has contributed to the Dayton region's position as one of the nation's largest concentrations of engineering talent.

In addition, several regional organizations facilitate technology transfer between Wright-Patterson and the private sector to maximize the benefits of defense-related research and development.

The aviation legacy is also evident in the private sector. The Dayton region is home to Goodrich Corporation's Division Headquarters for aircraft wheels and brakes and other leading aerospace providers such as Hartzell Propeller. Also, GE Jet Aircraft Engines is located just south on I-75. These operations have encouraged the creation of many firms that supply the commercial-aircraft industry.

Information technology—With the influence of Wright-Patterson Air Force Base, Dayton has developed a substantial foundation of high-tech capabilities, especially in areas associated with the aerospace and defense industries. The Dayton region is home to more than 800 IT organizations and recently ranked in the top 20 among U.S. metropolitan areas in IT job growth, according to IT CareerWorld, an industry publication.



The Wright brothers and their flyer

In addition to the niches represented by its many smaller companies, Dayton's bellwether technology companies—LexisNexis, Reynolds and Reynolds, Standard Register, and NCR Corporation—are pacing their industries with continuous innovation.

Composite materials—When the U.S. Air Force needed a material lighter, but stronger, than steel, it turned to the Air Force Research Laboratory at Wright-Patterson. The result? Composite materials, the combination of fiber and resin. And while the Air Force fulfilled defense needs, the commercial applications became evident for products ranging from appliances to golf carts.

The only obstacle has been cost: composites are prohibitively expensive for an individual company. Undaunted, Daytonians arrived at a solution: the National Composite Center, an organization that helps to develop composite-processing techniques for commercial applications.

Automotive—The Dayton area has a rich tradition in automotive manufacturing, starting with the pioneering efforts of individuals such as Charles F. Kettering, founder of Delco. General Motors acquired Delco and subsequently located state-of-the-art laboratories and research facilities in Dayton.

In 1999, General Motors spun off the Delco company, renamed Delphi Automotive Systems, allowing Delphi to expand its business by supplying products—including chassis, thermal, energy and engine management, electrical and electronic systems—to other automakers in the international marketplace.

In addition to the 10,200 people employed at Delphi, GM employs 4,300 in the Dayton area assembling sport utility vehicles and engines. International Truck & Engine in Springfield employs 2,500. Behr America, with a major facility in Dayton, boasts a workforce of 2,400. And DMAX, a joint venture between GM and Isuzu, manufactures its award-winning diesel engine here. These large-scale automotive operations have spurred the growth of many small- to medium-sized suppliers in the Dayton region.

Advanced manufacturing—The manufacturing industry's rise to dominance in the region's economy during the 20th century created unparalleled opportunities. Today, Dayton is home to more than 26,000 skilled workers in 850 tooling, machining and related companies. In fact, the 12-county area around Dayton is North America's fourth largest tooling and machining hub.

Like most other industries, today's tooling and machining has gone high-tech. Highly-trained workers are developing new products by integrating technical manufacturing processes, microelectronics, robotics, and sophisticated automation. Local leaders have launched the Tool Valley Network, an entity that provides training and services for the area's tool and die companies.

Logistics—Five metropolitan statistical areas and more than 300 cities, towns, and villages lie within 90 minutes of Dayton. This, coupled with Dayton's ideal location at the I-70/75 intersection, has encouraged the growth of many trucking operations, warehouse facilities, and logistic-support services. In fact, the region boasts more than 650 firms in the transportation and warehousing industry.

The Dayton International Airport is just a few minutes from the I-70/75 intersection. The region's 90-minute air market ranks first nationally with more than 50 percent of the country's population and over 50 percent of the country's income within 90 minutes of Dayton by air. The airport offers more than 85 passenger flights a day with nonstop service to 17 major domestic markets, carrying 2 million passengers annually.



Dayton's skyline during the daytime

Proximity to Major Cities

Destination City	Miles	Destination City	Miles
Atlanta, Georgia	536	Lexington, Kentucky.....	134
Chicago, Illinois	295	London, Ontario, Canada	330
Cincinnati, Ohio	52	Louisville, Kentucky	154
Cleveland, Ohio.....	217	Pittsburgh, Pennsylvania	263
Columbus, Ohio	71	St. Louis, Missouri	356
Detroit, Michigan.....	213	Toronto, Ontario, Canada	460
Hamilton, Ontario, Canada	406	Washington, D.C.	470
Indianapolis, Indiana.....	112		

Sources: AAA Miami Valley, Survey of Buying Power, County Business Patterns.

Scheduled Flight Times

(Commercial Flight Times from Dayton)

Destination City	Time
Atlanta, Georgia	1 hr. 23 min.
Charlotte, North Carolina.....	1 hr. 15 min.
Chicago, Illinois	45 min.
Dallas, Texas.....	2 hrs. 30 min.
New York, New York.....	1 hr. 45 min.
Orlando, Florida	2 hrs.
St. Louis, Missouri	1 hr. 18 min.
Washington, D.C.	1 hr. 12 min.



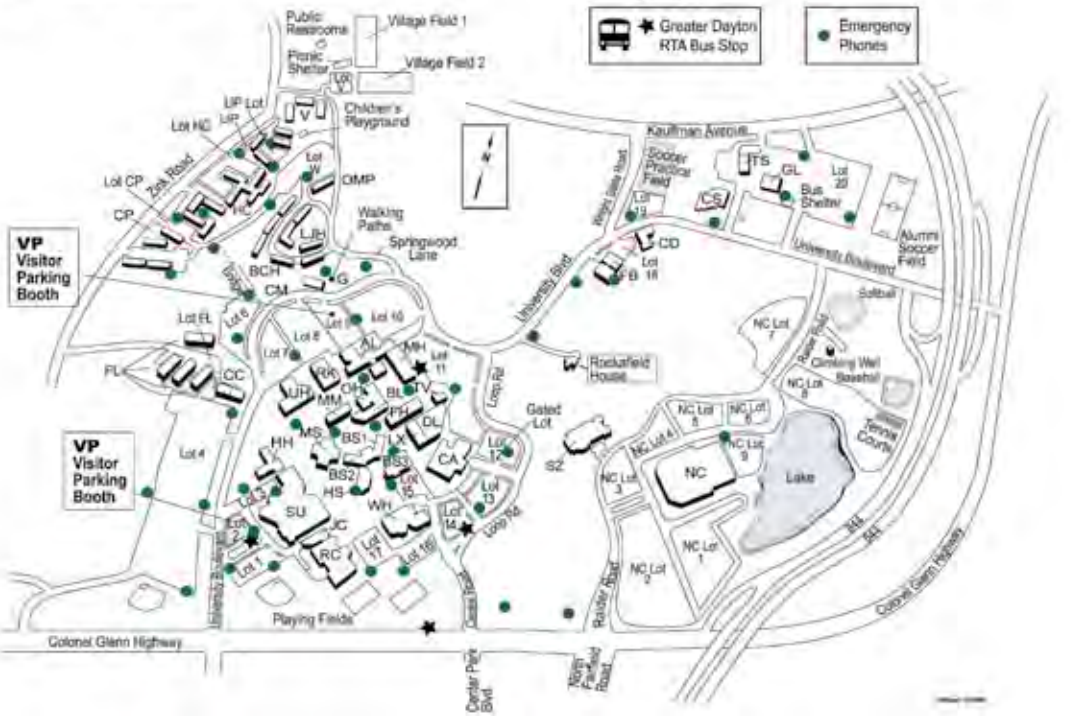
Buildings

- AL** Allyn Hall
- BS1** Biological Sciences I
- BS2** Biological Sciences II
- BS3** Biological Sciences III
- BCH** Boston/Cedar/Hawthorn
- BL** Brehm Laboratory
- CC** Community Center
- CM** Campus Ministry Center
- CS** Campus Services Building
- CD** Child Development Center
- CP** College Park Apartments

- CA** Creative Arts Center
- DL** Durbar Library, Paul Lawrence
- FH** Fine Arts Hall
- FB** Fine Arts Building
- FL** Forest Lane Apartments
- G** Garden for the Senses
- GL** Geology Field Equipment Base
- HH** Hamilton Hall
- HC** Honors Community
- HS** Health Sciences
- JC** Josh Research Center

- LJH** Laurel/Jacob/Hickory
- LX** Library Annex
- MM** Mathematical and Microbiological Sciences
- MS** Medical Sciences
- MH** Millet Hall
- NC** Nutter Center, Ervin J.
- OMP** Oak/Maple/Pine
- OH** Oelman Hall
- RK** Rike Hall
- RC** Russ Engineering Center, Fritz and Dolores

- SU** Student Union
- SZ** Setzer Pavilion/Mills-Morgan Center
- TV** Television Center
- TS** Transportation Services Center
- UH** University Hill
- UP** University Park Apartments
- V** The Village Apartments
- VP** Visitor Parking Booth
- WH** White Hall



Getting to Wright State's Main Campus

From north of Dayton on I-75. Take I-75 south to I-70 east. Go east to I-675 south. Go south to Exit 17 and turn right on North Fairfield Road. Turn left on Colonel Glenn Highway to the main WSU entrance at University Boulevard.

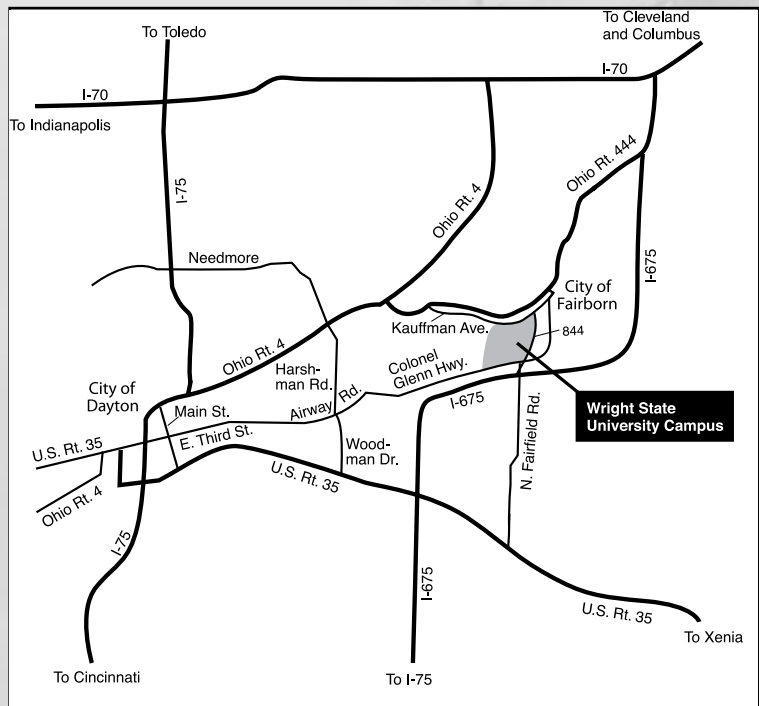
From south of Dayton on I-75. Take I-75 north to I-675 north. Go north to Exit 17 and follow sign for North Fairfield Road (not WSU). Turn left on North Fairfield Road, then left on Colonel Glenn Highway to the main WSU entrance at University Boulevard.

From east of Dayton on I-70. Take I-70 west to I-675 south. Go south to Exit 17 and turn right on North Fairfield Road. Turn left on Colonel Glenn Highway to the main WSU entrance at University Boulevard.

From east of Dayton on Route 35. Take Route 35 west to North Fairfield Road and turn right. Turn left on Colonel Glenn Highway to the main WSU entrance at University Boulevard.

From west of Dayton on I-70. Take I-70 east to I-675 south. Go south to Exit 17 and turn right on North Fairfield Road. Turn left on Colonel Glenn Highway to the main WSU entrance at University Boulevard.

From West of Dayton on Route 35. Take Route 35 east to I-675 north. Go north to Exit 17 and follow sign for North Fairfield Road (not WSU). Turn left on North Fairfield Road, then left on Colonel Glenn Highway to the main WSU entrance at University Boulevard.



BASKETBALL

Raiders in the Community



Christmas gift wrapping for the Adopt-a-Family program



After game at UD giving our Christmas presents for the Adopt-a-Family program



Teaching some defense at Kiefer Alternative High School



Shey Peddy giving some advice to children at Refugee Road Christian Academy



Tatianna Hall catching a quick break with the kids at Refugee Road Christian Academy



The team bagging groceries at Cub Foods

“Getting involved in the community helps us give back and reach out.”

Bridgett Williams

MILWAUKEE



CHICAGO



VALPARAISO



GREEN BAY



YOUNGSTOWN

CLEVELAND



DETROIT





**HORIZON
LEAGUE**





HORIZON
LEAGUE®

www.horizonleague.org

HORIZON LEAGUE®

WOMEN'S BASKETBALL

CHAMPIONSHIP

2009

Horizon League Championship


The Horizon League Executive Council passed a proposal to change the Women's Basketball Championship format starting with the 2003-04 season. The new format moved the championship from a single predetermined site to multiple sites.

The first round games and the quarterfinal games will be played on campus sites. In the first round games, the No. 7 seed will host the No. 10 seed and the No. 8 seed will host the No. 9 seed. The winner of the 8/9 game will travel to the No. 1 seed for the quarterfinals while the No. 2 seed will host the winner of the 7/10 game. The No. 4 seed will host the No. 5 seed, the No. 6 seed will visit the No. 6 seed in the other quarterfinal games.

Under this format, the remaining four teams will travel to the site of the highest remaining seed for the semifinal and championship games.

During the first three years, a predetermined team was allowed the opportunity to fulfill their right to host the championship should that team advance to the semifinals. Such was the case in 2005 when Wright State, despite being the third seed, hosted both the semifinals and finals. 2007, however, marked the first year that the championship was held in a pure format, meaning that the semifinal and championship games will be played at the site of the highest remaining seed after the quarterfinal round.

The first round matchups will be on Monday, March 9, followed the quarterfinals on Wednesday, March 11. The semifinal games are slated for Friday, March 13 and the championship game will be played on Sunday, March 15.





Horizon League

Celebrating its 30th anniversary in 2008-09, the Horizon League continues to aspire toward its goal of being one of the nation's leading athletics conferences while being recognized as a leader in the development of student-athletes as leaders and role models.

The Horizon League membership features ten public and private institutions that have impressive academic reputations and a storied tradition of broad-based athletic programs. Current membership includes Butler University, Cleveland State University, the University of Detroit Mercy, the University of Illinois at Chicago, Loyola University Chicago, Valparaiso University, the University of Wisconsin-Green Bay, the University of Wisconsin-Milwaukee, Wright State University and Youngstown State University.

The Horizon League's primary focus is on adding value to the educational experience through its four platforms of athletic performance, academic achievement, community outreach, and personal responsibility and accountability. It is the League's belief that athletics is a powerful and visible resource tool that can be used to enhance student-athletes' collegiate experience. The Horizon League's goals are to enhance the holistic university experience for the student-athlete, to create an affiliation of institutions with similar athletic goals, and to adhere to the principals of integrity, diversity, excellence and growth.

The Horizon League sponsors competition in 19 sports – nine for men (baseball, basketball, cross country, golf, soccer, swimming and diving, indoor track and field, outdoor track and field and tennis) and ten for women (basketball, cross country, golf, soccer, softball, swimming and diving, indoor track and field, outdoor track and field, tennis and volleyball). In all sports, all teams participate in their respective post-season League championships regardless of regular-season performance, allowing all student-athletes an opportunity to qualify for NCAA championships. The League receives automatic bids to NCAA championships in baseball, men's and women's basketball, men's golf, men's and women's soccer, softball, men's and women's tennis, and women's volleyball.

The Horizon League is headquartered in Indianapolis, the "Amateur Sports Capital of the World," with offices in the Pan American Plaza (201 S. Capitol Avenue), located a block from Lucas Oil Stadium and just minutes from Conseco Fieldhouse, the State Capitol Building, Victory Field and the NCAA national office.

A Proud History

Founded on June 16, 1979, as the Midwestern City Conference with six charter members, the League changed its name to the Midwestern Collegiate Conference in 1985 and added women's sports for the 1986-87 academic year. Charter members of the conference included current members Butler and Loyola as well as the University of Evansville, Oklahoma City University, Oral Roberts University and Xavier University. Among other current members, Detroit joined in 1980, and Cleveland State, UIC, Green Bay, Milwaukee and Wright State came aboard in 1994 in the largest non-merger conference expansion in history, with Youngstown State joining in 2001 and Valparaiso in 2007.

On June 4, 2001, the Horizon League unveiled its current name and ushered in a new dynamic direction that has brought the League closer to its stated goal of being one of the nation's top ten conferences with a focus on enhancing the student-athletes experience by upgrading the League's market and competitive positions.

Athletic Success

In the past few years, the Horizon League has enjoyed unprecedented success on the national stage, highlighted by three Sweet Sixteen appearances (Butler 2003, 2007; Milwaukee 2005) and eight wins in the NCAA Men's Basketball Championship in the past six seasons. In other sports, League teams have won at least one game in their respective NCAA Championships each of the last six seasons in men's soccer (Milwaukee 2002-05, UIC 2006-07), with UIC just one win away from the College Cup in 2007. In softball, League teams won a game in the national tournament four straight years earlier in the decade (UIC 2002, 2004; Wright State 2003; Green Bay 2005) while advancing into the second round in women's soccer three of the last four seasons (Detroit 2004, Milwaukee 2005-06). Green Bay's women's basketball team added to that résumé with a victory in the 2007 NCAA Women's Basketball Championship. Butler's Victoria Mitchell became the League's first NCAA individual champion when she won the 3,000-meter steeplechase at the 2005 NCAA Outdoor Track and Field Championships and then finished fourth at the 2005 NCAA Cross Country Championships.

Academic Success

Horizon League student-athletes also excel in the classroom as more than 500 have been named to the Academic Honor Roll each of the past seven semesters for carrying a grade-point average of 3.2 or better, including more than 600 for the fall 2007 and spring 2008 semesters. Forty-eight student-athletes were named to ESPN The Magazine/CoSIDA Academic All-District teams in 2007-08, while 14 earned Academic All-America honors, including a pair of first-team selections.

Community Service

In addition to its athletics success, the Horizon League has secured a well-earned reputation for its community service initiatives.

Each January, member institutions partner with local elementary schools for an art, music and essay contest highlighting the life of Dr. Martin Luther King, Jr. with winners recognized at League games on the weekend of MLK Day.

The Horizon League Student-Athlete Advisory Committee (SAAC) also has continued a tradition of working with youth in Indianapolis during its annual summer meeting, while the League, its schools and fans donate to Komen for the Cure for breast cancer awareness during its annual women's basketball championship. On campus, student-athletes have raised money and awareness for such causes as breast cancer, diabetes and hurricane relief, while hosting blood drives, neighborhood clean-ups, Big Brother/Big Sister programs and more.





Jonathan B. LeCrone
Commissioner

Sportsmanship
One of the Horizon League's points of emphasis is fostering collegial environments for competition among student-athletes, coaches, administrators and fans in a pro-active approach. Among the vehicles is the Ethical Conduct Pledge, which is signed each season by student-athletes, coaches, officials, and campus and League administrators. Its purpose is to make all the involved groups aware of the Horizon League expectations of behavior during conference events.

Demographics

Horizon League institutions boast a combined enrollment of more than 130,000 plus nearly a quarter-million living alumni centered in the League's Midwest footprint. League media markets include five of the nation's top 35 in Chicago, Detroit, Cleveland, Indianapolis and Milwaukee, covering more than ten million television households and encompassing more than nine percent of the nation's television audience.

Governance

The Horizon League is governed by a Board of Directors comprised of the ten member institutions' chief executive officers. Dr. David Sweet, President of Youngstown State, serves as Board Chair through June 30, 2010. Ron Strollo, Executive Director of Intercollegiate Athletics at Youngstown State, serves as chair of the Executive Council, and Christine Moeller, Assistant Athletic Director/Senior Woman Administrator at Cleveland State, is the Second Delegate, while Sheila Patterson of Cleveland State serves as chair of the Faculty Athletics Representatives.



Alfreeda Goff
Senior Associate Commissioner

Leadership
Jonathan B. (Jon) LeCrone is in his 17th year as Commissioner of the Horizon League, having been named to the position on May 11, 1992, and is the ninth-longest tenured commissioner among the 33 Division I conferences. He is the fifth commissioner in League history, succeeding Daniel B. "Tucker" DiEdwardo (1989-92), James W. Shaffer (1984-89), Cecil N. Coleman (1980-84) and James J. McCafferty (1979-80). LeCrone is in the first year of a four-year term on the NCAA Division I

Leadership Council after recently completing a five-year term on the NCAA Division I Men's Basketball Committee.

Visibility

The Horizon League has enhanced its media visibility with a number of initiatives. The League is in the fourth year of a five-year agreement with ESPN that includes selected regular-season men's basketball action (ESPN2) and the men's championship game (ESPN) and features increased exposures each year on ESPNU plus inclusion in the annual O'Reilly ESPNU BracketBusters, one of college basketball's premier in-season events. In addition, the Horizon League has partnered with CBS College Sports to provide the official web site at www.horizonleague.org, which offers the most comprehensive coverage of Horizon League teams on the net.



Will Roleson,
Assistant Commissioner
for Communications

Horizon League Network

The Horizon League is a recognized leader in video streaming, through the Horizon League Network (HLN), having produced more than 800 free, live events in the past three years, with plans to web cast more than 400 during the 2008-09 academic year. In addition to live games, HLN includes highlight vignettes of all 19 League championships, weekly highlight videos during the men's and women's basketball season and other special programming covering Horizon League institutions, coaches and student-athletes.



Matt Segal
Director of Communications

McCafferty Trophy

The Horizon League annually awards the McCafferty Trophy in recognition of its all-sports champion in honor of its first commissioner, James J. McCafferty. Cleveland State won its first McCafferty Trophy in school history following the 2007-08 academic year. The Vikings also captured their first Men's All-Sports Award, while Milwaukee claimed the women's honor for the third straight year and seventh time in the past eight years. As an indication of the League's competitive balance, eight of its ten schools won at least one team championship last year.



RAIDER

&\$\$\$+ \$, @YU[i Y `GhUbX]b[g

Final Team Standings

Team	League Games			All Games			H	A	N	Last 10	Streak
	W	L	Pct.	W	L	Pct.					
Green Bay +	17	1	.944	26	6	.813	15-2	11-4	0-0	8-2	Lost 2
Milwaukee	11	7	.611	17	14	.548	9-7	8-6	0-1	6-4	Lost 1
Wright State	11	7	.611	16	16	.500	10-3	4-12	2-1	6-4	Lost 1
Butler	10	8	.556	20	10	.667	9-5	9-5	2-0	6-4	Lost 1
Cleveland State #	10	8	.556	19	14	.576	9-5	8-9	2-0	5-5	Lost 1
Valparaiso	9	9	.500	14	16	.467	9-4	4-11	1-1	5-5	Lost 3
Youngstown State	8	10	.444	14	17	.452	7-6	6-11	1-0	4-6	Lost 1
UIC	6	12	.333	10	20	.333	9-5	1-13	0-2	2-8	Lost 2
Loyola	5	13	.278	8	23	.258	5-8	2-14	1-1	4-6	Lost 1
Detroit	3	15	.167	6	24	.200	5-8	1-16	0-0	3-7	Lost 3

#Horizon League tournament champ and NCAA participant; + WNIT participant

Horizon League Tournament

First Round—Monday, Mar. 10

Game 1: No. 9 LUC 73, No. 8 UIC 69 (ot)
Game 2: No. 7 YSU 65, No. 10 UDM 54

Second Round—Wednesday, Mar. 12

Game 3: No. 1 UWGB 83, No. 9 LUC 67
Game 4: No. 4 CSU 79, No. 5 BU 68
Game 5: No. 3 UWM 67, No. 6 VU 60
Game 6: No. 2 WSU 69, No. 7 YSU 60

Semifinals—Friday, Mar. 14

Game 7: No. 2 WSU 57, No. 3 UWM 55
Game 8: No. 4 CSU 90, No. 1 UWGB 66

Championship—Sunday, Mar. 16

Game 9: No. 4 CSU 70, No. 2 WSU 56

NCAA Tournament

Spokane Regional, Palo Alto, CA

First Round—Saturday, Mar. 22 No. 2 Stanford 85, No. 15 Cleveland State 47

Individual Awards

All-Horizon League First Team

Lade Akande, Jr., C, Butler
Kailey Klein, So., G, Cleveland State
Rachel Porath, Jr., G, Green Bay
Traci Edwards, Jr., C, Milwaukee
Shey Peddy, Fr., G, Wright State

All-Horizon League Second Team

Kayla Groh, Sr., G, Green Bay
Lavesa Glover, Jr., C, Green Bay
Jessie Miller, So., G, UIC
Agnieszka Kulaga, Jr., G, Valparaiso
Tiara Scott, Jr., F, Youngstown State

All-Horizon League Newcomer Team

Brittany Boeke, Fr., F, Loyola
Keisha Collins, So., G, Loyola
Shey Peddy, Fr., G, Wright State
LaShawna Thomas, Fr., G, Wright State
Tiara Scott, Jr., F, Youngstown State

All-Horizon League Defensive Team

Dominique Butler, Jr., G, Cleveland State
Kayla Groh, Sr., G, Green Bay
Turquoise McCain, Jr., G, Milwaukee
Shey Peddy, Fr., G, Wright State
Lauren Branson, Sr., G, Youngstown State

Player of the Year

Traci Edwards, Jr., C, Milwaukee

Newcomer of the Year

Shey Peddy, Fr., G, Wright State

Sixth Player of the Year

Sierra Crayton, Sr., F, Wright State

Co-Coach of the Year

Matt Bollant, Green Bay
Bridgett Williams, Wright State

Horizon League

All-Tournament Team

Kailey Klein, So., G, Cleveland State—MVP
Dominique Butler, Jr., G, Cleveland State
Brittany Korth, Sr., G, Cleveland State
Shey Peddy, Fr., G, Wright State
Traci Edwards, Jr., C, Milwaukee

&\$\$\$+ \$, `GhUh]gh]Mg

SCORING

Name—Team	CL	GP	FGM	FGM	FTM	PTS	PTS/G
Traci Edwards—UWM	Jr.	31	201	20	217	639	20.6
Kailey Klein—CSU	So.	33	199	45	211	654	19.8
Shey Peddy—WSU	Fr.	30	171	48	112	502	16.7
Lade Akande—BU	Jr.	30	204	0	74	482	16.1
Agnieszka Kulaga—VU	Jr.	30	156	26	99	437	14.6

REBOUNDING

Name—Team	CL	GP	REBOUNDS			REB/G
			OFF	DEF	TOTAL	
Traci Edwards—UWM	Jr.	31	100	202	302	9.7
Susan Lester—BU	So.	30	57	162	219	7.3
Jessica Schloemp—YSU	Sr.	31	74	152	226	7.3
Nikki Grobbeck—UIC	Jr.	29	56	134	190	6.6
Tiara Scott—YSU	Jr.	31	75	128	203	6.5

FIELD GOAL PERCENTAGE (Minimum 3.0 field goals made per game.)

Name—Team	CL	GP	FGM	FGA	PCT
Traci Edwards—UWM	Jr.	31	201	354	.568
Lavesa Glover—UWGB	Jr.	32	195	346	.564
Lade Akande—BU	Jr.	30	204	365	.559
Rachel Porath—UWGB	Jr.	32	155	282	.550
Tiara Scott—YSU	Jr.	31	139	255	.545

ASSISTS

Name—Team	CL	GP	ASSISTS	ASSISTS/G
Lauren Branson—YSU	Sr.	31	167	5.39
Keisha Collins—LUC	So.	30	131	4.37
Brittany Korth—CSU	Sr.	33	128	3.88
Launa Hochstetler—VU	Jr.	30	113	3.77
Agnieszka Kulaga—VU	Jr.	30	109	3.63

FREE THROW PERCENTAGE (Minimum 2.0 free throws made per game.)

Name—Team	CL	GP	FTM	FTA	PCT
Kayla Groh—UWGB	Sr.	32	101	118	.856
Agnieszka Kulaga—VU	Jr.	30	99	117	.846
Erin Templin—UWGB	Jr.	32	65	77	.844
Aimee Litka—VU	Jr.	30	70	83	.843
Kailey Klein—CSU	So.	33	211	253	.834

STEALS

Name—Team	CL	GP	STEALS	STEALS/G
Shey Peddy—WSU	Fr.	30	96	3.20
Dominique Butler—CSU	Jr.	33	85	2.58
Rachel Porath—UWGB	Jr.	32	71	2.22
Kati Harty—UWGB	Jr.	32	64	2.00
Brittany Korth—CSU	Sr.	33	64	1.94

THREE-POINT FIELD GOAL PERCENTAGE (Minimum 1.0 made per game.)

Name—Team	CL	GP	FGM	FGA	PCT
Whitney Lewis—WSU	Sr.	29	58	122	.475
Rachel Porath—UWGB	Jr.	32	62	133	.466
Kayla Groh—UWGB	Sr.	32	46	100	.460
Maurika Hickman—UWM	Fr.	27	36	84	.429
Maggie McCloskey—LUC	So.	31	90	212	.425

BLOCKED SHOTS

Name—Team	CL	GP	BLOCKS	BLOCKS/G
Cassie Johnson—UIC	So.	30	44	1.47
India Bruster—UDM	Sr.	29	37	1.28
Lade Akande—BU	Jr.	30	38	1.27
Lavesa Glover—UWGB	Jr.	32	37	1.16
Ashley Pendleton—YSU	Jr.	31	33	1.06



BASKETBALL

&\$\$, \$- <cf]ncb @YU[i Y 7ca dcb]hY GW YXi `Y

Friday, November 14
Butler at Ohio State
Cleveland State at Arizona State
Detroit at Cincinnati
Green Bay at Florida International

Saturday, November 15
Loyola at Bradley
Milwaukee at North Carolina State
Youngstown State at Kent State

Sunday, November 16
Green Bay at Miami (FL)
Milwaukee vs. Charlotte/USC

Tuesday, November 18
Butler at IPFW
Eastern Michigan at Cleveland State

Wednesday, November 19
Bowling Green at Valparaiso
Buffalo at Youngstown State
Chicago State at Green Bay
Detroit at Michigan State

Thursday, November 20
Cleveland State in Preseason NIT

Friday, November 21
Dayton at Butler

Saturday, November 22
Bradley at UIC
Cleveland State in Preseason NIT
Drake at Green Bay
Georgia at Detroit
Loyola at Chicago State
Milwaukee at Air Force
Niagara at Youngstown State
Wright State at Evansville

Monday, November 24
Robert Morris (IL) at Loyola

Tuesday, November 25
Canisius at UIC
Indiana State at Detroit
North Dakota at Green Bay
Valparaiso at Central Michigan
Wright State at Eastern Kentucky

Wednesday, November 26
SIU-Edwardsville at Milwaukee
Toledo at Cleveland State

Friday, November 28
Butler vs. Nebraska
Loyola at New Mexico State
Valparaiso at Colorado State
Youngstown State vs. Weber State

Saturday, November 29
Butler at New Mexico vs. William & Mary
Detroit at Colgate
Loyola vs. Western New Mexico
Milwaukee at Northern Illinois
Valparaiso vs. Florida State/Murray State
Wright State vs. IUPUI
Youngstown State at Pittsburgh vs. Elon

Sunday, November 30
Cleveland State at American
SIU-Edwardsville at UIC
Wright State at Robert Morris vs. Howard

Monday, December 1
Detroit at Albany

Tuesday, December 2
Miami (OH) at Wright State
Milwaukee at Wisconsin

Wednesday, December 3
Butler at Evansville
Cleveland State at Akron
Detroit at Bowling Green
Florida Atlantic at UIC
Missouri State at Green Bay
St. Francis (PA) at Youngstown State

Friday, December 5
Loyola at SIU-Edwardsville
Wright State vs. BYU

Saturday, December 6
Coastal Carolina at Butler
Green Bay at Northern Iowa
Kent State at Cleveland State
Valparaiso at North Texas
Western Michigan at UIC
Wright State at BYU-Hawaii
Youngstown State at Bowling Green

Sunday, December 7
DePaul at Loyola
Milwaukee at Washington State

Tuesday, December 9
Butler at Indiana

Wednesday, December 10
Illinois at Milwaukee
Purdue at Valparaiso
Wisconsin at Green Bay
Wright State at Ball State

Saturday, December 13
Butler at Miami (OH)
Illinois State at Green Bay
Notre Dame at Valparaiso

Sunday, December 14
Detroit at Iowa State
Youngstown State at Central Michigan

Monday, December 15
Cleveland State at Ohio State

Tuesday, December 16
Cincinnati at Wright State

Wednesday, December 17
Morehead State at Detroit
Youngstown State at Canisius

Thursday, December 18
Cal Poly at UIC
Central Michigan at Loyola

Friday, December 19
Cleveland State at Ohio

Saturday, December 20
Akron at Youngstown State
Central Michigan at Milwaukee
Detroit at Eastern Michigan
Green Bay at Marquette
UIC at Northern Illinois
Loyola at Notre Dame

Sunday, December 21
Dayton at Wright State
Niagara at Cleveland State
Valparaiso at South Dakota State

Monday, December 22
DePaul at UIC
Evansville at Milwaukee
Indiana State at Butler

Tuesday, December 23
Loyola at Dayton

Sunday, December 28
Detroit at Canisius
UIC at San Diego

Monday, December 29
Buffalo at Cleveland State
Christian Brothers at Butler
Green Bay at DePaul
UIC vs. Long Island/New Mexico
IPFW at Wright State
Valparaiso vs. La Salle

Tuesday, December 30
Valparaiso at Lehigh vs. North Florida
Youngstown State at Toledo

Wednesday, December 31
Milwaukee at Marquette

Saturday, January 3
Cleveland State at Butler
Detroit at Loyola
Wright State at UIC
Youngstown State at Valparaiso

Sunday, January 4
Green Bay at Milwaukee

Monday, January 5
Cleveland State at Valparaiso
Detroit at UIC
Wright State at Loyola
Youngstown State at Butler

Thursday, January 8
Butler at Detroit
Green Bay at Cleveland State
Milwaukee at Youngstown State
Valparaiso at Wright State

Saturday, January 10
Butler at Wright State
Green Bay at Youngstown State
UIC at Loyola
Milwaukee at Cleveland State
Valparaiso at Detroit

Thursday, January 15
Detroit at Green Bay
UIC at Valparaiso
Loyola at Butler
Wright State at Milwaukee

Saturday, January 17
Cleveland State at Youngstown State
Detroit at Milwaukee
UIC at Butler
Loyola at Valparaiso
Wright State at Green Bay

Thursday, January 22
Cleveland State at Detroit
Green Bay at Loyola
Milwaukee at UIC
Youngstown State at Wright State

Friday, January 23
Valparaiso at Butler

Saturday, January 24
Cleveland State at Wright State
Green Bay at UIC
Milwaukee at Loyola
Youngstown State at Detroit

Thursday, January 29
Butler at Green Bay
UIC at Youngstown State
Loyola at Cleveland State
Valparaiso at Milwaukee

Saturday, January 31
Butler at Milwaukee
Detroit at Wright State
UIC at Cleveland State
Loyola at Youngstown State
Valparaiso at Green Bay

Wednesday, February 4
UIC at Eastern Illinois

Thursday, February 5
Cleveland State at Milwaukee
Youngstown State at Green Bay

Friday, February 6
Detroit at Valparaiso
Wright State at Butler

Saturday, February 7
Cleveland State at Green Bay
Loyola at UIC
Youngstown State at Milwaukee

Sunday, February 8
Detroit at Butler
Wright State at Valparaiso

Thursday, February 12
Butler at UIC
Green Bay at Wright State
Milwaukee at Detroit
Valparaiso at Loyola

Saturday, February 14
Butler at Loyola
Green Bay at Detroit
Milwaukee at Wright State
Valparaiso at UIC
Youngstown State at Cleveland State

Tuesday, February 17
Chicago State at Valparaiso

Thursday, February 19
Detroit at Youngstown State
UIC at Green Bay
Loyola at Milwaukee
Wright State at Cleveland State

Saturday, February 21
Butler at Valparaiso
Detroit at Cleveland State
UIC at Milwaukee
Loyola at Green Bay
Wright State at Youngstown State

Thursday, February 26
Cleveland State at UIC
Green Bay at Valparaiso
Milwaukee at Butler
Youngstown State at Loyola

Saturday, February 28
Cleveland State at Loyola
Green Bay at Butler
Milwaukee at Valparaiso
Wright State at Detroit
Youngstown State at UIC

Thursday, March 5
Butler at Youngstown State
UIC at Detroit
Loyola at Wright State
Valparaiso at Cleveland State

Saturday, March 7
Butler at Cleveland State
UIC at Wright State
Loyola at Detroit
Milwaukee at Green Bay
Valparaiso at Youngstown State

Monday, March 9
HL Championship Opening Round

Wednesday, March 11
HL Championship Quarterfinals

Friday, March 13
HL Championship Semifinals

Sunday, March 15
HL Championship Game





RAIDER

&\$\$\$+ \$, FYgi`hg

Record	Overall	Home	Away	Neutral
All Games	(16-16)	(10-3)	(4-12)	(2-1)
Conference	(11-7)	(7-2)	(4-5)	(0-0)
Non-Conference	(5-9)	(3-1)	(0-7)	(2-1)

Date	Opponent	WSU	Opp.	High Scorer	High Rebounds
Nov. 9	at Boston College	36	68	Ward 14	Ward 5
Nov. 12	BALL STATE	52	61	Crayton 14	Duncan 6
Nov. 17	at Eastern Michigan	41	74	Peddy 14	Peddy 5
Nov. 21	at Miami	54	63	Peddy 12	Crayton 9
				Ward 12	
				Ward 12	
Nov. 24	at Cal Poly +	76	80	Peddy 20	Crayton 7
				Crayton 20	
				Lewis 20	
Nov. 25	North Dakota State +	87	80	Peddy 31	Crayton 11
Dec. 1	CANISIUS	57	40	Ward 15	Lewis 10
				Lewis 15	
Dec. 5	at Wake Forest	46	64	Peddy 12	Crayton 6
Dec. 11	at Cincinnati	66	73	Lewis 21	Hall 9
Dec. 16	at Dayton	46	65	Crayton 13	Thomas 7
Dec. 21	EVANSVILLE	71	70	Thomas 16	Peddy 8
				Peddy 16	Lewis 8
Jan. 3	MILWAUKEE *	57	56	Thomas 18	Crayton 11
Jan. 5	GREEN BAY *	52	67	Lewis 16	Ward 7
Jan. 12	at Detroit *	71	53	Peddy 13	Peddy 6
Jan. 17	at Youngstown State *	58	61	Peddy 20	Crayton 8
Jan. 19	at Cleveland State *	54	68	Lewis 18	Peddy 4
Jan. 24	VALPARAISO *	51	50	Lewis 14	Lewis 5
					Richardson 5
					Peddy 5
Jan. 26	BUTLER *	70	65	Peddy 20	Lewis 8
Jan. 31	at UIC *	60	63	Peddy 19	Peddy 5
					Dixon 5
Feb. 2	at Loyola *	56	49	Peddy 18	Dixon 6
Feb. 9	DETROIT *	70	59	Peddy 17	Lewis 5
					Dixon 5
					Richardson 5
Feb. 14	CLEVELAND STATE *	51	43	Richardson 14	Lewis 9
Feb. 16	YOUNGSTOWN STATE *	58	66	Peddy 17	Lewis 13
Feb. 21	at Butler *	65	60	Thomas 20	Lewis 7
Feb. 23	at Valparaiso *	75	64	Lewis 16	Thomas 7
					Crayton 7
Feb. 28	LOYOLA *	64	57	Thomas 24	Dixon 5
					Crayton 5
Mar. 1	UIC *	56	48	Peddy 13	Crayton 9
					Peddy 9
					Lewis 9
Mar. 6	at Green Bay * (ot)	73	78	Peddy 24	Lewis 6
Mar. 8	at Milwaukee *	54	67	Peddy 18	Richardson 5
					Peddy 5
Mar. 12	YOUNGSTOWN STATE #	69	60	Peddy 26	Lewis 7
					Thomas 7
Mar. 14	Milwaukee #	57	55	Peddy 16	Crayton 8
Mar. 16	Cleveland State #	56	70	Peddy 31	Lewis 3
					Hall 3
					Crayton 3

+ Cal Poly Holiday Beach Tournament
 * Horizon League Games
 # Horizon League Tournament
 Bold caps indicates home games

BASKETBALL

&\$\$\$+ \$, GhUh]gh]Mg

2007-08 Raider Basketball
Wright State Season Box Score (as of Mar 16, 2008)
All games

RECORD:	OVERALL	HOME	AWAY	NEUTRAL
ALL GAMES.....	(16-16)	(10-3)	(4-12)	(2-1)
CONFERENCE.....	(11-7)	(7-2)	(4-5)	(0-0)
NON-CONFERENCE.....	(5-9)	(3-1)	(0-7)	(2-1)

## Player	GP-GS	Min--Avg	---TOTAL---		---3-PTS---		FT-FTA	Pct	---REBOUNDS---				PF	FO	A	TO	Blk	Stl	Pts	Avg	
			FG-FGA	Pct	3FG-FGA	Pct			Off	Def	Tot	Avg									
11 PEDDY, Shey.....	30-29	1039	34.6	171-317	.539	48-122	.393	112-141	.794	26	92	118	3.9	87	2	102	96	6	96	502	16.7
Conference-Only..	18-18	622	34.6	96-186	.516	25-66	.379	75-92	.815	16	58	74	4.1	44	0	66	52	4	65	292	16.2
21 LEWIS, Whitney.....	29-29	1007	34.7	108-232	.466	58-122	.475	49-64	.766	43	109	152	5.2	65	0	36	50	18	35	323	11.1
Conference-Only..	18-18	617	34.3	65-131	.496	32-62	.516	35-46	.761	32	64	96	5.3	40	0	17	28	9	23	197	10.9
03 THOMAS, LaShawna...	26-24	792	30.5	127-296	.429	10-44	.227	33-57	.579	25	58	83	3.2	61	1	51	90	2	32	297	11.4
Conference-Only..	18-18	566	31.4	97-217	.447	8-25	.320	22-41	.537	15	40	55	3.1	43	0	39	62	2	22	224	12.4
34 CRAYTON, Sierra....	32-17	686	21.4	91-183	.497	0-1	.000	68-105	.648	78	79	157	4.9	108	6	13	89	5	33	250	7.8
Conference-Only..	18-6	349	19.4	43-81	.531	0-0	.000	26-48	.542	36	44	80	4.4	49	0	6	42	3	20	112	6.2
10 WARD, Kanisha.....	32-18	936	29.3	62-224	.277	43-137	.314	45-66	.682	9	64	73	2.3	53	0	82	118	3	59	212	6.6
Conference-Only..	18-6	464	25.8	24-98	.245	17-64	.266	18-28	.643	3	34	37	2.1	28	0	47	60	2	25	83	4.6
25 RICHARDSON, Erica..	22-17	445	20.2	51-92	.554	0-0	.000	32-51	.627	21	51	72	3.3	50	3	10	53	8	12	134	6.1
Conference-Only..	16-11	305	19.1	37-67	.552	0-0	.000	23-37	.622	17	43	60	3.8	35	1	6	41	5	7	97	6.1
55 HALL, Tatianna.....	30-3	370	12.3	32-83	.386	2-5	.400	14-19	.737	19	51	70	2.3	43	0	10	28	3	9	80	2.7
Conference-Only..	17-1	188	11.1	18-41	.439	0-3	.000	2-5	.400	9	26	35	2.1	24	0	6	16	3	5	38	2.2
23 DIXON, Charne.....	31-17	644	20.8	28-58	.483	0-4	.000	11-33	.333	29	60	89	2.9	86	6	68	85	3	42	67	2.2
Conference-Only..	18-11	429	23.8	22-41	.537	0-2	.000	6-18	.333	19	40	59	3.3	50	4	44	51	3	29	50	2.8
13 DUNCAN, Danielle...	14-6	188	13.4	6-17	.353	0-0	.000	4-11	.364	7	20	27	1.9	18	0	6	22	0	4	16	1.1
Conference-Only..	4-1	35	8.8	0-1	.000	0-0	.000	0-0	.000	1	3	4	1.0	0	0	4	0	0	0	0	0.0
20 PARRISH, Heather...	15-0	153	10.2	4-17	.235	0-0	.000	6-11	.545	0	11	11	0.7	15	0	5	11	0	4	14	0.9
Conference-Only..	4-0	15	3.8	0-1	.000	0-0	.000	0-0	.000	0	1	1	0.3	1	0	0	2	0	2	0	0.0
32 SCOTT, Tanni.....	21-0	115	5.5	4-18	.222	0-0	.000	5-11	.455	11	9	20	1.0	14	0	3	13	3	3	13	0.6
Conference-Only..	11-0	19	1.7	1-2	.500	0-0	.000	0-0	.000	2	0	2	0.2	3	0	0	4	0	1	2	0.2
01 LOWE, Paige.....	14-0	43	3.1	0-8	.000	0-0	.000	1-2	.500	0	1	1	0.1	4	0	2	15	1	1	1	0.1
Conference-Only..	4-0	11	2.8	0-1	.000	0-0	.000	0-0	.000	0	0	0	0.0	0	0	4	0	1	0	0	0.0
14 WYRICK, Mallory....	5-0	7	1.4	0-1	.000	0-0	.000	0-0	.000	0	1	1	0.2	0	0	0	1	0	0	0	0.0
Conference-Only..	3-0	5	1.7	0-1	.000	0-0	.000	0-0	.000	0	1	1	0.3	0	0	0	1	0	0	0	0.0
TEAM.....										47	57	104	3.3	0		24					
Conference-Only..										23	33	56	3.1	0		16					
Total.....	32	6425		684-1546	.442	161-435	.370	380-571	.666	315	663	978	30.6	604	18	388	695	52	330	1909	59.7
Conference-Only..	18	3625		403-868	.464	82-222	.369	207-315	.657	173	387	560	31.1	317	5	231	383	31	200	1095	60.8
Opponents.....	32	6425		704-1617	.435	151-452	.334	438-594	.737	334	658	992	31.0	530	7	438	625	81	281	1997	62.4
Conference-Only..	18	3625		380-886	.429	79-249	.317	235-312	.753	166	356	522	29.0	300	6	238	351	38	153	1074	59.7

SCORE BY PERIODS:	1st	2nd	OT	Total
Wright State.....	912	991	6	- 1909
Opponents.....	952	1034	11	- 1997

DEADBALL REBOUNDS:	OFF	DEF	TOTAL
Wright State.....	77	5	82
Opponents.....	67	4	71





RAIDER

2007-08 Wright State Box Scores

GAME 1

BOSTON COLLEGE 68, WRIGHT STATE 36
November 9, 2007, Chestnut Hill, MA

Wright State trailed by just 11 at the half and by 13 with 11 minutes to play, but Boston College closed the game with a 24-5 run as the Eagles defeated the Raiders 68-36 in the season opener for both teams Friday afternoon at Conte Forum in Boston.

WSU led 13-9 seven minutes into the game thanks to six points from Boston native Shey Peddy, making her college debut, but BC followed with an 11-0 run over the next five minutes. The Eagles extended the margin to 14 late in the first half before a Kanisha Ward three and a Sierra Crayton layup helped trim the deficit to 36-25 at the break.

The Raiders then trailed 44-31 following a Peddy layup with 12:42 remaining in the second half, only to see Boston College break the game open with a 10-0 run over a five minute span.

After shooting 50 percent in the first half, WSU hit just five of 16 shots the final 20 minutes for 31 percent and 42 percent overall while Boston College shot 48 percent in the second half to end up at 46 percent for the game.

The Eagles held a 36-15 rebounding advantage and forced Wright State into 29 turnovers while committing 16, resulting in a 18-0 differential in second-chance points and 32-6 in points off of turnovers.

Ward led the way for the Raiders with 14 points, 11 in the first half, and had four assists with three steals while Peddy added eight points, five assists and four steals. Erica Richardson and Crayton each had six.

Wright State (0-1)

No.	Name	f	Tot-FG		3-Pt.	FT-FTA	Rebounds			PF	TP	A	TO	BLK	S	MIN
			FG-FGA	FG-FGA			OF	DE	TOT							
13	Duncan	f	0-0	0-0	0-0	1	1	2	4	0	0	5	0	1	23	
25	Richardson	f	3-5	0-0	0-0	0	1	1	1	6	1	3	1	0	34	
34	Crayton	f	3-4	0-1	0-0	1	1	2	5	6	0	3	0	2	25	
10	Ward	g	5-17	4-10	0-0	1	4	5	0	14	4	6	0	3	40	
11	Peddy	g	3-6	1-3	1-3	1	1	2	4	8	5	4	0	4	39	
1	Lowe	g	0-1	0-0	0-0	0	0	0	1	0	0	1	0	0	5	
20	Parrish	g	1-3	0-0	0-0	0	1	1	1	2	1	1	0	0	24	
23	Dixon	g	0-0	0-0	0-0	0	0	0	0	0	0	1	0	0	3	
55	Hall	g	0-0	0-0	0-0	0	0	0	1	0	0	1	0	0	7	
Team						0	2	2				4				
Totals			15-36	5-14	1-3	4	11	15	17	36	11	29	1	10	200	
Total FG			1st H: 10-20	50.0%	2nd H: 5-16	31.3%	Game: 41.7%									
3pt. FG			1st H: 4-8	50.0%	2nd H: 1-6	16.7%	Game: 35.7%									
FThrow			1st H: 1-3	33.3%	2nd H: 0-0	0.0%	Game: 33.3%									
Deadball Rebounds: 1,1																

Boston College (1-0)

No.	Name	f	Tot-FG		3-Pt.	FT-FTA	Rebounds			PF	TP	A	TO	BLK	S	MIN
			FG-FGA	FG-FGA			OF	DE	TOT							
44	Miles	f	1-4	0-1	0-0	0	1	1	2	2	2	1	0	1	24	
30	Swords	c	11-15	0-0	1-2	4	2	6	2	23	1	0	0	1	29	
1	Brown	g	4-9	0-1	0-0	5	3	8	0	8	2	4	0	1	32	
5	Jones	g	1-2	0-1	0-0	0	1	1	0	2	3	4	0	0	13	
33	Picco	g	1-5	1-5	0-0	0	1	1	2	3	1	0	0	0	19	
11	Thoman	g	2-9	1-2	0-0	0	1	1	0	5	8	3	1	3	23	
12	Prat	g	0-0	0-0	0-0	0	1	1	0	0	0	0	0	1	8	
21	Rusin	g	3-6	0-0	4-4	1	0	1	0	10	2	0	0	2	15	
22	Johnson	g	2-4	0-0	2-3	3	1	4	1	6	1	2	1	1	10	
25	Whitehurst	g	0-0	0-0	0-0	1	0	1	0	0	0	0	0	0	4	
32	Murphy	g	4-8	0-0	1-2	4	3	7	1	9	1	1	0	0	20	
34	Wilson	g	0-1	0-0	0-0	0	0	0	0	0	0	1	0	0	3	
Team						1	3	4								
Totals			29-63	2-10	8-11	19	17	36	8	68	21	16	2	10	200	
Total FG			1st H: 16-36	44.4%	2nd H: 13-27	48.1%	Game: 46.0%									
3pt. FG			1st H: 2-6	33.3%	2nd H: 0-4	0.0%	Game: 20.0%									
FThrow			1st H: 2-2	100.0%	2nd H: 6-9	66.7%	Game: 72.7%									
Deadball Rebounds: 6,1																

Officials: JoAnn Aldrich, Denise Brooks-Clauser and Colleen O'Conner • Attendance: 508

Score by periods:	1st	2nd	Total
Wright State	25	11	36
Boston College	36	32	68

GAME 2

BALL STATE 61, WRIGHT STATE 52
November 12, 2007, Ervin J. Nutter Center

Wright State shot 58 percent in its home opener Monday night at the Nutter Center, but could not overcome 28 turnovers as the Ball State Cardinals closed the game with a 22-9 run.

The Raiders came out smoking, hitting nine of their first 11 shots, three by Sierra Crayton and two each from Erica Richardson and Shey Peddy, to go up 19-9 with 10:52 remaining in the first half.

Ball State, though, started on a 24-8 run from there, taking the lead at 24-23 on a Kyleight Jones layup at the 3:55 mark and going up 33-27 at the break thanks to threes from Audrey McDonald and Emily Maggert and a three-point play by Lisa Rusche.

A Porchia Green layup opened the second half scoring for the Cardinals, but Wright State answered with a 16-4 run, capped off by a Kanisha Ward three and a Peddy fast-break layup, to go back in front 43-39 with 14:09 remaining.

Back came Ball State with an 11-2 burst, including two Shannon Klei threes, giving the Cardinals a 50-45 advantage and despite WSU cutting the deficit to 52-50 on a Peddy three with 5:15 left, BSU held on for the win by holding the Raiders to just two points the rest of the way.

Crayton led all scorers with 14 points for Wright State while Ward had 13 and Peddy 12 along with five rebounds and four assists. Danielle Duncan chipped in six points, six boards and three assists and Richardson had six points and four rebounds.

Ball State (1-1)

No.	Name	f	Tot-FG		3-Pt.	FT-FTA	Rebounds			PF	TP	A	TO	BLK	S	MIN
			FG-FGA	FG-FGA			OF	DE	TOT							
14	DeMuth	f	1-4	0-1	2-3	1	1	2	2	4	1	3	0	2	25	
42	Rusche	f	5-9	0-0	1-1	1	3	4	4	11	1	5	0	6	34	
3	Green	g	3-6	0-0	3-3	1	0	1	3	9	3	3	1	3	23	
12	Jarrett	g	2-6	1-2	5-7	0	0	0	1	10	5	1	0	0	29	
33	McDonald	g	3-6	2-5	0-0	0	0	0	1	8	2	1	0	0	33	
11	Klei	g	2-5	2-5	0-0	0	0	0	1	6	0	0	0	0	13	
21	Jones	g	1-1	0-0	0-0	0	0	0	1	2	1	2	0	0	16	
25	Moorman	g	0-0	0-0	1-2	0	2	2	0	1	0	2	0	0	4	
41	Maggert	g	2-6	1-1	5-9	3	3	6	2	10	0	0	0	1	23	
Team						4	4									
Totals			19-43	6-14	17-25	6	13	19	15	61	13	17	1	15	200	
Total FG			1st H: 11-23	47.8%	2nd H: 8-20	40.0%	Game: 44.2%									
3pt. FG			1st H: 3-6	50.0%	2nd H: 3-8	37.5%	Game: 42.9%									
FThrow			1st H: 8-11	72.7%	2nd H: 9-14	64.3%	Game: 68.0%									
Deadball Rebounds: 5																

Wright State (0-2)

No.	Name	f	Tot-FG		3-Pt.	FT-FTA	Rebounds			PF	TP	A	TO	BLK	S	MIN
			FG-FGA	FG-FGA			OF	DE	TOT							
13	Duncan	f	2-6	0-0	2-4	1	5	6	2	6	3	4	0	1	34	
25	Richardson	f	3-4	0-0	0-0	1	3	4	5	6	2	1	0	2	22	
34	Crayton	f	6-7	0-0	2-3	1	3	4	5	14	0	6	0	1	26	
10	Ward	g	5-7	2-4	1-2	0	1	1	2	13	1	5	0	2	38	
11	Peddy	g	5-8	2-4	0-0	0	5	5	3	12	4	7	0	1	37	
1	Lowe	g	0-0	0-0	0-0	0	0	0	0	0	0	1	0	0	2	
20	Parrish	g	0-1	0-0	0-0	0	2	2	1	0	0	3	0	0	18	
32	Scott	g	0-2	0-0	1-2	1	1	2	0	1	1	1	1	0	10	
55	Hall	g	0-1	0-0	0-0	0	0	0	3	0	0	0	0	0	13	
Team						1	1	2								
Totals			21-36	4-8	6-11	5	21	26	21	52	11	28	1	7	200	
Total FG			1st H: 12-19	63.2%	2nd H: 9-17	52.9%	Game: 58.3%									
3pt. FG			1st H: 1-2	50.0%	2nd H: 3-6	50.0%	Game: 50.0%									
FThrow			1st H: 2-4	50.0%	2nd H: 4-7	57.1%	Game: 54.5%									
Deadball Rebounds: 2																

Officials: Laura Morris, Jack Whittemore and John Whitson • Attendance: 258

Score by periods:	1st	2nd	Total
Ball State	33	28	61
Wright State	27	25	52

BASKETBALL

2007-08 Wright State Box Scores

GAME 3

EASTERN MICHIGAN 74, WRIGHT STATE 41
November 17, 2007, Ypsilanti, MI

Wright State hung close with Eastern Michigan for a half, only to see the Eagles explode for 48 points the final 20 minutes Saturday afternoon in Ypsilanti, Michigan.

The Raiders went up 9-5 six minutes into the contest on layups by Sierra Crayton and Sheylani Peddy and regained the lead at 17-16 with 3:56 to go in the half on a pair of Erica Richardson foul shots. Eastern Michigan, though, closed the period with a 10-2 run, five each from Kelly Watts and Alyssa Pittman, to take a 26-19 advantage into the break.

An Erica Richardson layup drew Wright State to within four at 28-24 with 18:34 remaining, but the Eagles blew the game open from there by scoring the next 16 points, including three Pittman three-pointers, and gradually built on the margin the rest of the way.

EMU shot 48 percent for the game, 64 percent in the second half, while WSU was at 35 percent overall, 33 percent after halftime. The Eagles also hit 11 of 18 threes, six of eight the final 20 minutes, compared to just three of 13 for the Raiders.

Eastern Michigan also hit 13 of 17 foul shots to Wright State's six of 15 and forced the Raiders into 27 turnovers while committing 20, resulting in a 31-13 differential in points off of turnovers.

Peddy led WSU with 14 points and five rebounds and Kanisha Ward added nine points and six assists, but no other Raider had more than six.

Wright State (0-3)

No.	Name	f	Tot-FG			Rebounds			PF	TP	A	TO	BLK	S	MIN
			FG-FGA	3-Pt.	FT-FTA	OF	DE	TOT							
13	Duncan	f	2-5	0-0	0-1	2	1	3	3	4	2	2	0	1	28
25	Richardson	f	2-6	0-0	2-4	3	0	3	1	6	1	1	2	1	25
34	Crayton	f	2-6	0-0	0-0	2	2	4	4	4	0	8	0	1	19
10	Ward	g	3-12	1-6	2-3	0	2	2	2	9	6	3	0	1	35
11	Peddy	g	6-12	2-7	0-0	1	4	5	4	14	1	5	1	3	39
1	Lowe	g	0-1	0-0	1-2	0	1	1	1	1	0	2	0	0	4
20	Parrish	g	1-3	0-0	1-3	0	3	3	1	3	0	3	0	0	28
23	Dixon	g	0-0	0-0	0-0	0	0	0	0	0	0	0	0	0	1
32	Scott	g	0-1	0-0	0-2	0	0	0	2	0	0	2	0	1	17
55	Hall	g	0-0	0-0	0-0	0	1	1	1	0	0	1	0	0	4
Team						3	3	6							
Totals			16-46	3-13	6-15	11	17	28	19	41	10	27	3	8	200
Total FG			1st H: 8-22	36.4%	2nd H: 8-24	33.3%			Game: 34.8%						
3pt. FG			1st H: 1-9	11.1%	2nd H: 2-4	50.0%			Game: 23.1%						
FTthrow			1st H: 2-3	66.7%	2nd H: 4-12	33.3%			Game: 40.0%						
Deadball Rebounds:			4												

Eastern Michigan (3-0)

No.	Name	f	Tot-FG			Rebounds			PF	TP	A	TO	BLK	S	MIN
			FG-FGA	3-Pt.	FT-FTA	OF	DE	TOT							
35	Watts	f	5-8	1-1	2-2	1	8	9	3	13	0	4	1	1	32
52	Russell	f	2-5	0-0	0-0	1	2	3	1	4	0	2	0	1	11
15	Tyson	g	1-3	0-0	0-0	0	1	1	0	2	8	6	0	3	24
22	Pittman	g	8-14	7-11	3-3	0	3	3	4	26	0	2	0	0	26
24	Yamanoglu	g	2-4	0-0	2-2	2	0	2	2	6	0	1	0	2	26
2	Johnson	g	0-0	0-0	2-2	1	0	1	1	2	0	0	0	0	3
3	Land	g	2-5	0-0	1-2	1	2	3	2	5	3	0	1	2	27
11	Schrock	g	2-2	0-0	1-2	1	2	3	0	5	3	2	0	1	13
12	Williams	g	1-6	1-3	0-0	0	1	1	3	3	5	1	0	2	18
20	Compton	g	2-5	2-3	0-0	0	0	0	0	6	0	1	0	1	9
21	Lawson	g	0-0	0-0	0-0	0	0	0	2	0	0	0	0	0	1
23	Warren	g	0-0	0-0	0-0	0	1	1	0	0	0	1	0	0	2
30	Holmes	g	0-0	0-0	1-2	0	1	1	1	1	0	0	0	0	2
42	McKinney	g	0-0	0-0	1-2	0	2	2	1	1	0	0	0	0	6
Team						3	1	4							
Totals			25-52	11-18	13-17	10	24	34	20	74	19	20	2	13	200
Total FG			1st H: 9-27	33.3%	2nd H: 16-25	64.0%			Game: 48.1%						
3pt. FG			1st H: 5-10	50.0%	2nd H: 6-8	75.0%			Game: 61.1%						
FTthrow			1st H: 3-4	75.0%	2nd H: 10-13	76.9%			Game: 76.5%						
Deadball Rebounds:			3												
Officials: Dennis Mayer, Lori Francescon and Ron Dressander • Attendance: 140															
Score by periods:															
Wright State			1st	2nd	Total										
Eastern Michigan			19	22	41										

GAME 4

MIAMI 63, WRIGHT STATE 54
November 21, 2007, Oxford, OH

Wright State led much of the game, but managed just one field goal over the final 10:17 as the Miami RedHawks closed the contest with a 21-8 run to pull out a 63-54 decision over the Raiders Wednesday night at Millett Hall.

WSU scored the first eight points of the game, half of those coming from Sierra Crayton, before Miami finally broke through on an Ashley Hawkins jumper at the 15:16 mark. That basket, however, started the RedHawks on a 9-0 run to give Miami the lead for the first time.

A Whitney Lewis three, though, put the Raiders back ahead and the margin grew to as much as 21-11 on a Lewis basket with 5:02 remaining in the half, thanks in part to six more Crayton points. Miami, however, ended the half with a 10-3 run and went back ahead 30-27 three minutes into the second half on nine points from Jenna Schone to start the period.

A pair of three-pointers from Kanisha Ward along with a Shey Peddy layup again gave Wright State the lead at 35-30 and the Raiders stayed in front until a Schone three tied the game again at 42 at the 12:03 mark.

Peddy connected on a three from the right corner to break the tie with 10:17 left, but that turned out to be the final basket for the Raiders until Peddy hit another triple in the final minute. A Lewis foul shot made it a four-point game at the 9:41 mark, but Miami went in front to stay by scoring 13 unanswered points over a 4:40 span.

Four WSU players scored in double figures as Lewis, playing in her first game of the season, along with Ward and Peddy each had 12. Crayton added a near double-double of 11 points and nine rebounds.

Wright State (0-4)

No.	Name	f	Tot-FG			Rebounds			PF	TP	A	TO	BLK	S	MIN
			FG-FGA	3-Pt.	FT-FTA	OF	DE	TOT							
13	Duncan	f	1-3	0-0	1-2	2	1	3	3	3	0	3	0	0	27
21	Lewis	f	4-7	3-6	1-2	0	1	1	1	12	3	2	0	0	31
34	Crayton	f	4-10	0-0	3-6	6	3	9	5	11	1	4	0	0	25
10	Ward	g	3-11	2-4	4-4	1	3	4	1	12	3	5	0	2	36
11	Peddy	g	4-11	2-6	2-2	1	2	3	3	12	2	6	0	5	33
1	Lowe	g	0-1	0-0	0-0	0	0	0	0	0	0	1	0	0	2
20	Parrish	g	1-2	0-0	0-0	0	3	3	4	2	1	1	0	1	17
23	Dixon	g	0-1	0-0	0-0	0	3	3	4	0	0	3	0	1	14
32	Scott	g	1-2	0-0	0-0	0	0	0	1	2	0	1	0	0	10
55	Hall	g	0-0	0-0	0-0	0	0	0	0	0	0	0	0	0	5
Team						2	4	6							
Totals			18-48	7-16	11-16	12	20	32	22	54	10	26	0	9	200
Total FG			1st H: 9-29	31.0%	2nd H: 9-19	47.4%			Game: 37.5%						
3pt. FG			1st H: 1-5	20.0%	2nd H: 6-11	54.5%			Game: 43.8%						
FTthrow			1st H: 5-8	62.5%	2nd H: 6-8	75.0%			Game: 68.8%						
Deadball Rebounds:			3												

Miami (3-1)

No.	Name	f	Tot-FG			Rebounds			PF	TP	A	TO	BLK	S	MIN
			FG-FGA	3-Pt.	FT-FTA	OF	DE	TOT							
23	Reed	f	1-2	0-0	1-3	0	4	4	2	3	1	3	0	4	25
33	Markwood	f	2-4	0-0	0-1	3	3	6	4	4	1	0	1	1	36
1	Jackson	g	6-17	1-9	7-10	1	5	6	2	20	4	6	0	5	35
10	Schone	g	8-14	3-5	1-2	0	2	2	2	20	1	7	0	2	39
11	Hawkins	g	3-5	1-2	0-0	0	0	0	2	7	2	3	0	3	26
22	Ridley	g	1-1	0-0	0-0	1	0	1	1	2	1	2	0	0	11
24	Dunlap	g	0-0	0-0	0-0	0	0	0	0	0	0	0	0	0	2
30	Weynandt	g	0-0	0-0	0-0	0	0	0	1	0	0	0	0	0	2
40	Ford	g	2-2	0-0	3-4	1	5	6	2	7	0	1	1	1	24
Team						1	1	2							
Totals			23-45	5-16	12-20	7	20	27	16	63	10	23	2	16	200
Total FG			1st H: 8-20	40.0%	2nd H: 15-25	60.0%			Game: 51.1%						
3pt. FG			1st H: 2-10	20.0%	2nd H: 3-6	50.0%			Game: 31.3%						
FTthrow			1st H: 3-7	42.9%	2nd H: 9-13	69.2%			Game: 60.0%						
Deadball Rebounds:			3												
Officials: Beverly Roberts, Tina Napier and David Stewart • Attendance: 360															
Score by periods:															
Wright State			1st	2nd	Total										
Miami			24	30	54										





RAIDER

2007-08 Wright State Box Scores

GAME 5

CAL POLY 80, WRIGHT STATE 76
November 24, 2007, San Luis Obispo, CA

Three starters scored 20 points each and another added 15, but it wasn't enough for Wright State as the Cal Poly Mustangs took the lead midway through the second half and went on to an 80-76 decision Saturday night at the Cal Poly Holiday Beach Classic in San Luis Obispo, California.

The Raider lead was just 23-20 until WSU scored nine unanswered points, four of those coming from Whitney Lewis, to go up 32-20 with 5:20 remaining in the first half. Cal Poly responded with a 15-2 run of its own to regain the advantage at 35-34, but two Kanisha Ward foul shots and one from Tatianna Hall in the final seconds helped Wright State gain a 39-38 halftime edge.

A 7-2 burst, all coming from Shey Peddy, put Wright State ahead 48-43 with 14:22 to play, only to see the Mustangs go in front to stay at 51-50 at the 12:18 mark, six of the points by Tamara Wells.

Ward connected on a three to trim the Cal Poly lead to 54-53 with 10:27 left, but the Mustangs maintained their slight edge and looked to be in control as a Megan Harrison layup made it 76-67 with 3:22 to play.

The Raiders came as close at 78-76 on a Sierra Crayton put-back with 10 seconds remaining, but two Sparkle Anderson foul shots at the 3.8-second mark provided the final margin.

Crayton, Lewis and Peddy each scored 20 for the Raiders while Ward added 15. Crayton added seven rebounds while Ward dished out five assists and Peddy four along with three steals.

Harrison paced Cal Poly with 17 points, 15 coming in the second half, while two Mustangs scored in double figures off the bench in Anderson (12) and Wells (10). Lisa McBride chipped in 11.

Wright State (0-5)

No.	Name	f	Tot-FG		3-Pt.		Rebounds			PF	TP	A	TO	BLK	S	MIN
			FG-FGA	FG-FGA	FT-FTA	OF	DE	TOT								
13	Duncan	f	0-0	0-0	0-0	0	5	5	3	0	0	0	0	0	0	10
21	Lewis	f	7-13	4-6	2-3	0	3	3	3	20	2	3	1	2	34	
34	Crayton	f	6-10	0-0	8-11	3	4	7	4	20	4	3	0	0	34	
10	Ward	g	1-10	1-7	12-15	1	2	3	3	15	5	5	0	2	28	
11	Peddy	g	8-13	1-4	3-5	2	3	5	4	20	4	3	1	3	39	
1	Lowe	g	0-1	0-0	0-0	0	0	0	0	0	0	0	0	0	2	
14	Wyrick	g	0-0	0-0	0-0	0	0	0	0	0	0	0	0	0	2	
20	Parrish	g	0-0	0-0	0-0	0	0	0	0	0	1	0	0	0	16	
23	Dixon	g	0-1	0-0	0-0	0	0	0	5	0	1	2	0	0	9	
32	Scott	g	0-3	0-0	0-0	2	1	3	2	0	0	0	1	0	13	
55	Hall	g	0-0	0-0	1-2	0	2	2	0	1	0	1	0	1	5	
Team						2	4	6								
Totals			22-51	6-17	26-36	10	24	34	28	76	14	19	3	9	200	
Total FG	1st H: 11-26	42.3%	2nd H: 11-25	44.0%						Game: 43.1%						
3pt. FG	1st H: 2-6	33.3%	2nd H: 4-11	36.4%						Game: 35.3%						
FThrow	1st H: 15-22	68.2%	2nd H: 11-14	78.6%						Game: 72.2%						
Deadball Rebounds:	5															

Cal Poly (3-3)

No.	Name	f	Tot-FG		3-Pt.		Rebounds			PF	TP	A	TO	BLK	S	MIN
			FG-FGA	FG-FGA	FT-FTA	OF	DE	TOT								
2	McBride	f	4-10	2-5	1-1	2	3	5	3	11	3	2	0	1	28	
23	Harrison	f	4-9	0-2	9-13	6	1	7	3	17	0	1	1	2	22	
22	Yarwasky	c	0-2	0-0	2-3	0	2	2	1	2	0	2	1	0	15	
00	Howell	g	1-4	0-1	0-0	1	3	4	3	2	1	2	0	0	12	
5	Stewart	g	2-6	1-5	0-0	0	1	1	2	5	2	4	0	0	19	
1	Gholar	g	0-7	0-4	0-2	1	1	2	2	0	3	2	2	0	15	
3	S. Anderson	g	3-8	3-3	3-4	0	2	2	2	12	4	1	0	0	23	
12	Santiago	g	3-4	0-0	1-1	2	4	6	4	7	2	2	4	1	23	
20	Wells	g	3-4	0-0	4-4	0	0	0	4	10	0	2	0	1	13	
33	N. Anderson	g	0-0	0-0	0-0	1	1	2	3	0	1	0	0	0	5	
40	Tratter	g	3-6	0-0	2-2	1	1	2	1	8	1	0	0	1	21	
41	Asplund	g	2-3	2-2	0-0	1	0	1	0	6	0	0	0	0	4	
Team						4	5	9								
Totals			25-63	8-22	22-30	19	24	43	28	80	17	18	6	8	200	
Total FG	1st H: 14-33	42.4%	2nd H: 11-30	36.7%						Game: 39.7%						
3pt. FG	1st H: 5-14	35.7%	2nd H: 3-8	37.5%						Game: 36.4%						
FThrow	1st H: 5-9	55.6%	2nd H: 17-21	81.0%						Game: 73.3%						
Deadball Rebounds:	3															

Officials: Marianne Karp, Wendy Dailey and Tracey Sparks • Attendance: 245

Score by periods:	1st	2nd	Total
Wright State	39	37	76
Cal Poly	38	42	80

GAME 6

WRIGHT STATE 87, NORTH DAKOTA STATE 80
November 25, 2007, San Luis Obispo, CA

Behind a 31-point performance from Shey Peddy and three other Raiders scoring in double figures, Wright State picked up its first win of the season Sunday afternoon by defeating the North Dakota State Bison 87-80 at the Cal Poly Holiday Beach Classic in San Luis Obispo, California.

Wright State trailed the entire first half as the Bison twice had 10-point leads, including 25-15 after a Brenda Slyt layup with 11:36 remaining. The Raiders, though, rallied to tie the game at 28 on a Peddy layup and after falling behind 43-35 with two minutes left in the period, closed the half with an 11-4 burst, six of those coming from Peddy, to just 47-46 at the break.

Another Peddy basket gave WSU its first lead of the day at 48-47 a minute into the second half, but again North Dakota State looked to be in position to put the game out of reach as a Jerri Penley layup made it 70-62 with 8:23 to go.

Seven more Peddy points, however, keyed a 9-2 run to cut the margin to one and a three from the freshman guard tied the game at 74 at the 4:08 mark.

Kanisha Ward put the Raiders ahead to stay with a driving layup along the left baseline with three minutes left and after two Whitney Lewis foul shots, another Peddy layup extended the lead to 80-74.

Peddy led all scorers with 31 points for the Raiders, marking the first time a Wright State player has scored 30 or more in a game since Tiffany Webb also had 31 at Milwaukee on February 27, 2003. She also added four rebounds, four assists and three steals.

Lewis, who joined Peddy on the All-Tournament Team, added 18 points and seven rebounds while Sierra Crayton posted a double-double of 13 points and 11 rebounds. Ward chipped in 11, all but one coming in the second half.

North Dakota State (1-4)

No.	Name	f	Tot-FG		3-Pt.		Rebounds			PF	TP	A	TO	BLK	S	MIN
			FG-FGA	FG-FGA	FT-FTA	OF	DE	TOT								
22	Bue	f	7-16	0-3	2-3	1	9	10	2	16	4	2	1	1	38	
42	Slyt	f	6-11	0-1	4-4	3	3	6	4	16	3	1	0	0	33	
30	Penley	c	6-8	0-0	1-3	0	0	0	4	13	0	3	0	2	26	
10	Girodat	g	2-6	1-2	4-4	5	1	6	2	9	12	5	0	1	38	
12	Moran	g	8-16	2-5	4-4	1	4	5	4	22	0	4	1	0	38	
4	Walseth	g	0-2	0-1	0-0	1	3	4	2	0	0	3	2	0	14	
32	Plucker	g	1-3	0-0	0-0	0	1	1	1	2	0	0	0	0	8	
40	Zaruba	g	1-1	0-0	0-0	1	0	1	4	2	0	0	0	0	3	
44	Trecker	g	0-0	0-0	0-0	0	1	1	1	0	0	0	0	0	2	
Team						1	3	4								
Totals			31-63	3-12	15-18	13	25	38	24	80	19	18	4	4	200	
Total FG	1st H: 18-31	58.1%	2nd H: 13-32	40.6%						Game: 49.2%						
3pt. FG	1st H: 2-7	28.6%	2nd H: 1-5	20.0%						Game: 25.0%						
FThrow	1st H: 9-10	90.0%	2nd H: 6-8	75.0%						Game: 83.3%						
Deadball Rebounds:	1															

Wright State (1-5)

No.	Name	f	Tot-FG		3-Pt.		Rebounds			PF	TP	A	TO	BLK	S	MIN
			FG-FGA	FG-FGA	FT-FTA	OF	DE	TOT								
21	Lewis	f	6-13	4-6	2-2	1	6	7	2	18	1	1	0	2	35	
34	Crayton	f	4-10	0-0	5-8	7	4	11	4	13	0	3	0	0	31	
10	Ward	g	3-10	2-6	3-4	0	3	3	0	11	2	5	0	3	34	
11	Peddy	g	11-18	3-7	6-8	3	1	4	5	31	4	3	0	3	34	
23	Dixon	g	0-0	0-0	2-4	0	3	3	3	2	1	0	0	1	26	
1	Lowe	g	0-2	0-0	0-0	0	0	0	1	0	2	2	1	0	14	
20	Parrish	g	0-0	0-0	0-0	0	0	0	1	0	0	0	0	0	1	
32	Scott	g	2-5	0-0	2-3	3	1	4	1	6	0	0	0	0	11	
55	Hall	g	2-5	0-0	2-2	0	1	1	2	6	0	1	0	1	14	
Team						1	2	3								
Totals			28-63	9-19	22-31	15	21	36	19	87	10	16	1	10	200	
Total FG	1st H: 14-30	46.7%	2nd H: 14-33	42.4%						Game: 44.4%						
3pt. FG	1st H: 6-11	54.5%	2nd H: 3-8	37.5%						Game: 47.4%						
FThrow	1st H: 12-18	66.7%	2nd H: 10-13	76.9%						Game: 71.0%						
Deadball Rebounds:	4															

Officials: Tony Feroah, Mike Brooks and Michael Carter • Attendance: 59

Score by periods:	1st	2nd	Total
North Dakota State	47	33	80
Wright State	46	41	87



2007-08 Wright State Box Scores

GAME 7

WRIGHT STATE 57, CANISIUS 40
December 1, 2007, Ervin J. Nutter Center

Wright State shot just 29 percent from the field for the game, but it was good enough for a win as the Raiders dominated the second half in defeating the Canisius Golden Griffins 57-40 at the Nutter Center Saturday afternoon.

Both teams struggled offensively in the first half as the game was scoreless until J.J. Williams hit two foul shots at the 15:41 mark to give Canisius a 2-0 lead. WSU finally broke through with a Sierra Crayton layup a minute later, but the Raiders later trailed 15-8 with 8:51 remaining in the period following back-to-back Laura Buetow baskets.

Three Heather Parrish free throws started Wright State on the comeback trail and after two from Crayton, a Whitney Lewis three along with a Charne Dixon jumper capped off a 10-0 Raider run to give Wright State the lead back at 18-15.

A Brianna Lucas three, though, tied the game again and despite Wright State going back up on a pair of Crayton free throws, Canisius scored the final three points to even the score at 20 at halftime.

WSU went in front to stay by scoring the first seven points of the third quarter, including a Kanisha Ward three, and after a Brittane Russell jumper and three broke that string, the Raiders started another by scoring 15 unanswered points over a 7:11 span, seven of those coming from Whitney Lewis, to go up 44-25.

Wright State held on the rest of the way and led by as much as 24 on a Ward jumper with 3:27 left.

Lewis led the way for the Raiders with a double-double of 15 points and 10 rebounds while Ward also had 15 points, all coming in the second half, along with seven steals and six rebounds. Crayton had a near double-double of nine points and nine boards, Tatianna Hall six points and six rebounds in her first collegiate start, and Parrish six points off the bench.

Canisius (3-3)

No.	Name	f	Tot-FG		3-Pt.		FT-FTA		Rebounds			PF	TP	A	TO	BLK	S	MIN
			FG-FGA	FG-FGA	FG-FGA	FT-FTA	OF	DE	TOT									
31	Williams	f	0-5	0-0	8-10	4	1	5	1	8	2	4	0	2	24			
53	Buetow	c	3-8	0-0	0-0	3	3	6	5	6	1	0	2	0	20			
1	Russell	g	2-11	1-4	0-2	0	6	6	4	5	3	5	0	2	40			
12	Cavo	g	2-15	1-11	4-4	2	4	6	3	9	1	4	1	1	30			
13	Lucas	g	1-4	1-3	0-0	3	3	6	1	3	1	3	0	0	31			
3	Lee	g	0-0	0-0	0-0	0	0	0	0	0	0	0	0	0	1			
22	Karst	g	0-0	0-0	0-0	0	0	0	0	0	0	0	0	0	3			
23	Drysdale	g	2-2	1-1	0-0	0	1	1	2	5	1	1	0	0	5			
32	Mullins	g	1-4	0-0	0-0	2	6	8	1	2	1	3	0	1	23			
35	Radke	g	0-4	0-1	0-0	1	0	1	3	0	0	3	0	0	16			
44	Milligan	g	1-4	0-0	0-1	1	2	3	1	2	0	0	0	0	17			
Team						2	2											
Totals			12-57	4-20	12-17	16	28	44	22	40	10	24	3	7	200			
Total FG			1st H: 7-29	24.1%	2nd H: 5-28	17.9%	Game: 21.1%											
3pt. FG			1st H: 2-10	20.0%	2nd H: 2-10	20.0%	Game: 20.0%											
FT throw			1st H: 4-7	57.1%	2nd H: 8-10	80.0%	Game: 70.6%											
Deadball Rebounds: 0																		

Wright State (2-5)

No.	Name	f	Tot-FG		3-Pt.		FT-FTA		Rebounds			PF	TP	A	TO	BLK	S	MIN
			FG-FGA	FG-FGA	FG-FGA	FT-FTA	OF	DE	TOT									
21	Lewis	f	5-13	3-7	2-3	3	7	10	1	15	2	1	1	2	36			
34	Crayton	f	1-6	0-0	7-8	4	5	9	3	9	0	3	0	2	25			
55	Hall	f	2-6	0-0	2-2	3	3	6	2	6	1	1	0	0	26			
10	Ward	g	5-20	4-10	1-3	1	5	6	3	15	1	4	0	7	36			
23	Dixon	g	2-3	0-0	0-1	2	6	8	3	4	5	6	0	1	31			
1	Lowe	g	0-1	0-0	0-0	0	0	0	1	0	0	4	0	0	2			
3	Thomas	g	0-4	0-2	0-0	0	2	2	0	0	0	1	0	0	9			
14	Wyrick	g	0-0	0-0	0-0	0	0	0	0	0	0	0	0	0	2			
20	Parrish	g	1-2	0-0	4-6	0	1	1	2	6	0	0	0	0	15			
32	Scott	g	0-1	0-0	2-4	1	4	5	3	2	0	4	1	1	18			
Team						3	1	4										
Totals			16-56	7-19	18-27	17	34	51	18	57	9	24	2	13	200			
Total FG			1st H: 4-23	17.4%	2nd H: 12-33	36.4%	Game: 28.6%											
3pt. FG			1st H: 2-8	25.0%	2nd H: 5-11	45.5%	Game: 36.8%											
FT throw			1st H: 10-12	83.3%	2nd H: 8-15	53.3%	Game: 66.7%											
Deadball Rebounds: 4																		
Officials: Andrew Bills, Alycia Dukes and Royce Blevins • Attendance: 218																		
Score by periods:			1st	2nd	Total													
Canisius			20	20	40													
Wright State			20	37	57													

GAME 8

WAKE FOREST 64, WRIGHT STATE 46
December 5, 2007, Winston-Salem, NC

Wright State trailed by just two at the half, but managed just four field goals in the second half as the Wake Forest Demon Deacons pulled away for a 64-46 decision at the Joel Coliseum in Winston-Salem, North Carolina, Wednesday night.

Wake Forest led 14-5 early, but after consecutive threes from Kanisha Ward trimmed the margin to three, the Raiders hung close the rest of the half as the Demon Deacons never had an advantage greater than six the rest of the period. A Sierra Crayton layup at the 3:48 mark cut the deficit to 22-21 and Wright State was down only 25-23 at the break as Tatianna Hall connected on a baseline jumper with just under a minute remaining in the half.

That jumper, however, turned out to be the last field goal for the Raiders until LaShawna Thomas had a layup with 9:43 to play. During that stretch, Wake Forest outscored WSU 20-4 to open up a 45-27 lead.

Wright State connected on four of 20 shots over the final 20 minutes to finish the night at 28 percent overall while Wake Forest shot 47 percent for the game, 54 percent in the second half. The Demon Deacons also dominated the boards 46-22, including a 20-10 edge on the offensive end, and led in points in the paint 30-12.

Shey Peddy led the Raiders with 12 points while Ward had 11, Crayton 10 along with six rebounds, and Hall nine points off the bench.

Corinne Groves paced Wake Forest with 12 points while three other Demon Deacons had nine each.

Wright State (2-6)

No.	Name	f	Tot-FG		3-Pt.		FT-FTA		Rebounds			PF	TP	A	TO	BLK	S	MIN
			FG-FGA	FG-FGA	FG-FGA	FT-FTA	OF	DE	TOT									
21	Lewis	f	0-6	0-3	1-2	1	2	3	1	1	2	2	0	0	33			
34	Crayton	f	4-10	0-0	2-2	4	2	6	3	10	2	0	1	1	28			
10	Ward	g	3-5	3-3	2-2	1	1	2	2	11	0	4	0	4	33			
11	Peddy	g	2-8	0-2	8-10	0	4	4	3	12	1	2	0	3	32			
23	Dixon	g	0-1	0-0	0-2	1	0	1	2	0	1	5	0	2	20			
1	Lowe	g	0-0	0-0	0-0	0	0	0	0	0	0	0	0	0	0			
3	Thomas	g	1-5	0-0	0-0	0	0	0	2	2	0	1	0	1	17			
20	Parrish	g	0-4	0-0	1-2	0	0	0	0	1	1	1	0	0	12			
32	Scott	g	0-0	0-0	0-0	0	0	0	0	0	0	1	0	0	1			
55	Hall	g	3-7	1-1	2-2	1	3	4	1	9	0	2	0	1	24			
Team						2	2											
Totals			13-46	4-9	16-22	10	12	22	14	46	7	18	1	12	200			
Total FG			1st H: 9-26	34.6%	2nd H: 4-20	20.0%	Game: 28.3%											
3pt. FG			1st H: 3-8	37.5%	2nd H: 1-1	100%	Game: 44.4%											
FT throw			1st H: 2-3	66.7%	2nd H: 14-19	73.7%	Game: 72.7%											
Deadball Rebounds: 3																		

Wake Forest (8-1)

No.	Name	f	Tot-FG		3-Pt.		FT-FTA		Rebounds			PF	TP	A	TO	BLK	S	MIN
			FG-FGA	FG-FGA	FG-FGA	FT-FTA	OF	DE	TOT									
33	Groves	f	5-12	0-0	2-2	5	3	8	2	12	0	1	0	0	29			
22	Brown	c	2-4	2-3	0-0	3	3	6	2	6	2	2	0	2	27			
2	Tchangoue	g	3-12	1-2	1-2	3	7	10	3	8	3	3	0	3	31			
5	Morris	g	4-6	0-0	1-2	2	2	4	4	9	1	1	0	2	18			
10	Rouillac	g	4-5	1-1	0-0	0	3	3	1	9	5	4	0	1	34			
3	Collier	g	1-2	0-0	0-0	0	1	1	2	2	4	0	2	18				
13	Cain	g	0-0	0-0	0-0	0	0	0	1	0	0	0	0	4				
15	Wilson	g	0-0	0-0	0-0	0	0	0	1	0	0	1	0	5				
20	Waters	g	3-7	0-1	1-2	0	3	3	1	7	1	2	2	14				
31	Riddle	g	0-0	0-0	2-2	0	1	1	0	2	0	0	0	2				
44	Valentine	g	4-7	0-0	1-2	4	2	6	2	9	0	2	2	1	18			
Team						3	1	4										
Totals			26-55	4-7	8-12	20	26	46	19	64	14	23	5	12	200			
Total FG			1st H: 11-27	40.7%	2nd H: 15-28	53.6%	Game: 47.3%											
3pt. FG			1st H: 2-3	66.7%	2nd H: 2-4	50.0%	Game: 57.1%											
FT throw			1st H: 1-2	50.0%	2nd H: 7-10	70.0%	Game: 66.7%											
Deadball Rebounds: 1																		
Officials: Edward Sidlasky, Tom Baldinelli and Beverly Roberts • Attendance: 534																		
Score by periods:			1st	2nd	Total													
Wright State			23	23	46													
Wake Forest			25	39	64													





RAIDER

2007-08 Wright State Box Scores

GAME 9

CINCINNATI 73, WRIGHT STATE 66
December 11, 2007, Cincinnati, OH

Wright State rallied from a 10-point halftime deficit to lead by one with seven minutes remaining, but could not hold on as the Cincinnati Bearcats pulled away late for a 73-66 win Tuesday night at Fifth Third Arena.

The Raiders trailed 15-14 after two LaShawna Thomas free throws at the 11:52 mark of the first half, but Cincinnati followed with a 10-0 run, eight of those coming from Jill Stephens, and later went up 34-18 with 6:13 remaining on a fast-break layup by Carla Jacobs.

WSU responded with nine straight of its own to cut the deficit to seven and came as close as seven again twice more in the half, only to see the Bearcats take a 44-34 lead into halftime as Cincinnati shot 67 percent over the first 20 minutes compared to 50 percent for the Raiders.

The UC lead seesawed between seven and 12 in the second half until a 12-2 run gave Wright State a 61-60 edge, capped off by a running baseline jumper by Thomas at the 7:06 mark.

Two foul shots by Tenishia Benson, though, put the Bearcats back up for good, but the Raiders still hung close, trailing just 67-66 on a Whitney Lewis three with 2:43 left.

That turned out to be the final points of the game for Wright State, however, as Cincinnati closed out the contest by scoring the last six points, all from the foul line.

Wright State shot 41 percent overall compared to Cincinnati's 50 percent, even though the Bearcats shot 29 percent the final 20 minutes. The Raiders hit nine of 25 from three-point range to only one of six for UC, but the Bearcats made up the difference by going 18 of 24 from the free throw line, 15 of 19 in the second half, to just seven of eight for WSU.

Just four Raiders dented the scoring column as Lewis led the way with 21, 16 of those in the second half. Thomas added 20, 13 in the first half, Tatianna Hall 16 and Kanisha Ward nine.

Wright State (2-7)

No.	Name	FG-FGA	3-Pt. FG-FGA	FT-FTA	Rebounds			PF	TP	A	TO	BLK	S	MIN	
					OF	DE	TOT								
21	Lewis	f	8-17	5-9	0-0	2	4	6	4	21	2	3	1	2	37
34	Crayton	f	0-1	0-0	0-0	3	1	4	5	0	0	2	0	0	16
55	Hall	f	6-13	0-0	4-4	3	6	9	4	16	1	3	0	1	38
3	Thomas	g	8-19	1-5	3-4	2	3	5	3	20	2	3	0	1	40
10	Ward	g	3-10	3-10	0-0	0	3	3	2	9	3	4	0	0	40
13	Duncan	g	0-0	0-0	0-0	0	0	0	0	0	0	0	0	0	2
23	Dixon	g	0-1	0-1	0-0	3	1	4	1	0	4	0	0	1	15
32	Scott	g	0-0	0-0	0-0	0	2	2	1	0	1	0	0	0	12
Team						1	0	1							
Totals			25-61	9-25	7-8	14	20	34	20	66	13	15	1	5	200
Total FG		1st H: 13-26	50.0%	2nd H: 12-35	34.3%										
3pt. FG		1st H: 4-10	40.0%	2nd H: 5-15	33.3%	Game: 41.0%									
FThrow		1st H: 4-4	100%	2nd H: 3-4	75.0%	Game: 36.0%									
Deadball Rebounds:		0:1													

Cincinnati (6-2)

No.	Name	FG-FGA	3-Pt. FG-FGA	FT-FTA	Rebounds			PF	TP	A	TO	BLK	S	MIN	
					OF	DE	TOT								
45	Stephens	f	8-13	1-2	2-2	1	8	9	1	19	0	3	0	0	40
41	Graboski	c	3-8	0-0	4-7	4	1	5	1	10	2	3	1	1	35
2	Benson	g	5-8	0-1	5-5	2	0	2	3	15	2	0	0	1	31
20	Roudebush	g	5-11	0-2	7-8	1	5	6	0	17	1	3	0	2	39
23	Jacobs	g	5-10	0-0	0-2	0	4	4	1	10	6	2	0	2	38
14	Ogjie	g	1-1	0-0	0-0	0	0	0	1	2	0	0	0	0	4
25	Morgan	g	0-3	0-1	0-0	2	2	4	2	0	2	0	0	0	11
34	Stevens	g	0-0	0-0	0-0	0	0	0	0	0	0	0	0	0	2
Team						4	4								
Totals			27-54	1-6	18-24	10	24	34	9	73	13	11	1	6	200
Total FG		1st H: 20-30	66.7%	2nd H: 7-24	29.2%	Game: 50.0%									
3pt. FG		1st H: 1-4	25.0%	2nd H: 0-2	0.0%	Game: 16.7%									
FThrow		1st H: 3-5	60.0%	2nd H: 15-19	78.9%	Game: 75.0%									
Deadball Rebounds:		2													

Officials: Wesley Dean, David Kramer and Shannon Feck • Attendance: 311

Score by periods:	1st	2nd	Total
Wright State	34	32	66
Cincinnati	44	29	73

GAME 10

DAYTON 65, WRIGHT STATE 46
December 16, 2007, Dayton, OH

Wright State led by one six minutes into the game, but Dayton followed with a 22-5 run as the Flyers went on to a 65-46 win Sunday afternoon at UD Arena.

The Raiders trailed in the first half until a Tatianna Hall foul shot and a three by Kanisha Ward gave WSU a 10-9 edge at the 13:44 mark. From there, however, it was all Dayton as the Flyers scored the next 10 points, including two Kiki Lund threes, and later had a 12-0 burst, four each from Kelly Keil and Brittany Holterman, to make it 31-15 with three minutes remaining in the period.

Dayton went up 43-23 on a Kristin Daughtery jumper five minutes into the second half, only to see Wright State score the next nine points, capped off by steals and fast-break layups from Shey Peddy and LaShawna Thomas. Kendal Ross broke the string for UD with a three, but the Raiders answered with a Thomas jumper and a Charne Dixon foul shots to trail just 46-35 with 8:43 left.

The Flyers, however, put the game out of reach with an 11-2 run over the next four minutes.

Dayton shot 58 percent from the field for the game while the Raiders were at 32 percent. Wright State held a 32-30 rebounding advantage on the taller Flyers, but UD led in points in the paint 30-24 and hit 10 of 19 from the foul line compared to eight of 16 for WSU.

Sierra Crayton led the Raiders with 13 points while Peddy had 12 and Thomas eight along with seven rebounds.

Holterman paced Dayton with 14 points while Lund added 12 off the bench. Overall, 11 Flyers scored as UD had a 32-5 advantage in points off the bench.

Wright State (2-8)

No.	Name	FG-FGA	3-Pt. FG-FGA	FT-FTA	Rebounds			PF	TP	A	TO	BLK	S	MIN	
					OF	DE	TOT								
21	Lewis	f	1-5	0-3	0-0	1	4	5	3	2	3	1	0	1	36
34	Crayton	f	4-9	0-0	5-8	3	0	3	4	13	0	5	0	0	20
3	Thomas	g	4-13	0-4	0-0	2	5	7	2	8	0	5	0	2	37
10	Ward	g	2-7	2-4	0-0	0	1	1	1	6	2	3	0	1	28
11	Peddy	g	5-9	1-3	1-2	0	1	1	5	12	0	2	0	2	26
1	Lowie	g	0-0	0-0	0-0	0	0	0	0	0	0	0	0	0	1
13	Duncan	g	0-1	0-0	0-0	0	1	1	0	0	0	1	0	0	7
20	Parrish	g	0-0	0-0	0-0	0	0	0	0	0	1	0	0	0	2
23	Dixon	g	0-0	0-0	1-4	2	2	4	4	1	1	2	0	1	19
32	Scott	g	0-2	0-0	0-0	2	0	2	1	0	1	0	0	0	4
55	Hall	g	1-7	1-1	1-2	2	3	5	2	4	1	1	0	0	20
Team						2	1	3							
Totals			17-53	4-15	8-16	14	18	32	22	46	9	20	0	7	200
Total FG		1st H: 7-24	29.2%	2nd H: 10-29	34.5%	Game: 32.1%									
3pt. FG		1st H: 3-10	30.0%	2nd H: 1-5	20.0%	Game: 26.7%									
FThrow		1st H: 2-5	40.0%	2nd H: 6-11	54.5%	Game: 50.0%									
Deadball Rebounds:		4													

Dayton (9-2)

No.	Name	FG-FGA	3-Pt. FG-FGA	FT-FTA	Rebounds			PF	TP	A	TO	BLK	S	MIN	
					OF	DE	TOT								
14	Holterman	f	7-10	0-0	0-0	2	3	5	1	14	4	2	0	2	30
40	Daughtery	f	2-3	0-1	0-0	0	3	3	2	4	6	2	2	0	26
42	Oakland	f	3-4	0-0	0-4	0	4	4	3	6	1	0	1	0	26
15	Armstrong	g	1-3	0-0	0-0	0	1	1	0	2	2	2	0	0	19
20	Cloxtton	g	3-7	0-2	1-2	0	0	0	1	7	3	0	0	0	24
1	Brown	g	0-0	0-0	0-0	0	0	0	1	0	0	0	0	0	7
2	Ross	g	1-4	1-2	0-0	2	2	4	3	3	1	1	0	1	15
4	Lund	g	4-6	4-6	0-0	0	4	4	1	12	0	0	0	0	17
5	Keil	g	2-2	0-0	0-0	0	4	4	1	4	0	2	4	0	10
12	Lindsey	g	1-1	0-0	2-2	0	1	1	0	4	0	1	0	0	3
23	Guin	g	1-3	0-0	5-7	0	2	2	1	7	0	7	0	1	16
25	Roscoe	g	0-0	0-0	2-4	0	1	1	1	2	0	0	1	0	4
44	Tisza	g	0-0	0-0	0-0	0	0	0	0	0	0	0	0	1	3
Team						1	1								
Totals			25-43	5-11	10-19	4	26	30	15	65	17	17	9	4	200
Total FG		1st H: 14-24	58.3%	2nd H: 11-19	57.9%	Game: 58.1%									
3pt. FG		1st H: 3-6	50.0%	2nd H: 2-5	40.0%	Game: 45.5%									
FThrow		1st H: 2-4	50.0%	2nd H: 8-15	53.3%	Game: 52.6%									
Deadball Rebounds:		5													

Officials: Erika Herriman, Rod Creech and Robert Enterline • Attendance: 637

Score by periods:	1st	2nd	Total
Wright State	19	27	46
Dayton	33	32	65

BASKETBALL

2007-08 Wright State Box Scores

GAME 11

WRIGHT STATE 71, EVANSVILLE 70
December 21, 2007, Ervin J. Nutter Center

In a game that featured 10 ties and 13 lead changes, the final lead change came in the closing second as a buzzer-beating jumper in the lane by Shey Peddy gave Wright State a 71-70 win over Evansville at the Nutter Center Friday night.

Evansville led for most of the first half, the biggest margin being 24-14 following an Anaris Sickles layup with 9:18 remaining in the period. The Raiders, however, scored the next 10 points over a four-minute span to tie the game, half of those coming from Peddy.

The Purple Aces again built a lead, this time at 35-28 with under a minute to play, only to see WSU cut the deficit to one at the break by scoring the final six points.

Neither team had more than a three-point advantage in the second half until a 6-0 burst by LaShawna Thomas gave the Raiders a 54-47 lead. Evansville, however, answered right back with eight straight of its own to go back in front, including threes from Ashley Austin and Rebekah Parker.

Two Sierra Crayton foul shots at the 1:59 mark put the Raiders up 67-66, only to see Evansville's Shannon Novosel hit two of her own with 1:04 left to give the Aces the lead back. Crayton hit two more at the 44.3-second mark to make it 69-68, but Evansville looked to be in position for the win as Novosel also hit two more with 24 seconds left and the Aces had possession after the Raiders missed a three attempt.

A turnover, however, gave Wright State another chance on its side of the court at the 4.7-second mark and the Raiders took advantage as Peddy took the inbounds pass from Ward, dribbled to the right side of the lane and banked in a short jumper for the game-winner just before time expired.

All five Wright State starters scored nine or more points, led by Peddy's 16 points along with eight rebounds and five assists. Thomas also scored 16 while Whitney Lewis had 15 along with eight rebounds, Crayton 12 and Ward nine.

Evansville (5-5)

No.	Name	FG-FGA	3-Pt. FG-FGA	FT-FTA	Rebounds			PF	TP	A	TO	BLK	S	MIN	
					OF	DE	TOT								
33	Parker	f	5-14	3-7	2-2	0	4	4	1	15	6	3	0	2	34
42	Jennings	f	1-4	0-2	2-4	2	3	5	3	4	0	5	0	1	26
32	Novosel	c	3-8	0-0	6-6	4	2	6	2	12	1	2	1	3	29
1	Austin	g	3-8	2-5	1-4	0	1	1	2	9	2	2	0	1	27
20	Felke	g	2-8	1-7	5-6	0	1	1	1	10	2	2	0	2	35
2	Sickles	g	2-4	0-0	2-2	2	0	2	0	6	0	1	0	0	10
5	Batey	g	0-0	0-0	0-0	0	0	0	0	0	0	0	0	0	1
15	Barrett	g	1-2	0-0	0-0	1	0	1	2	2	0	1	0	0	9
22	Palan	g	3-3	0-0	0-0	3	2	5	1	6	1	2	0	1	15
23	Gallagher	g	3-5	0-0	0-0	1	1	2	2	6	0	1	0	2	14
Team						1	0	1			1				
Totals			23-56	6-21	18-24	14	14	28	14	70	12	20	1	12	200
Total FG		1st H: 14-29	48.3%	2nd H: 9-27	33.3%					Game: 41.1%					
3pt. FG		1st H: 1-8	12.5%	2nd H: 5-13	38.5%					Game: 28.6%					
FTthrow		1st H: 6-6	100%	2nd H: 12-18	66.7%					Game: 75.0%					
Deadball Rebounds: 2															

Wright State (3-8)

No.	Name	FG-FGA	3-Pt. FG-FGA	FT-FTA	Rebounds			PF	TP	A	TO	BLK	S	MIN	
					OF	DE	TOT								
21	Lewis	f	4-8	3-5	4-4	1	7	8	3	15	0	3	0	1	37
34	Crayton	f	4-9	0-0	4-4	3	1	4	4	12	0	4	0	2	28
3	Thomas	g	7-13	0-2	2-2	1	3	4	2	16	2	4	0	0	33
10	Ward	g	3-4	1-1	2-4	1	1	2	2	9	3	7	0	1	33
11	Peddy	g	7-8	1-2	1-1	1	7	8	4	16	5	3	0	2	32
13	Duncan	g	1-1	0-0	1-4	0	3	3	3	3	1	3	0	1	21
20	Parrish	g	0-1	0-0	0-0	0	0	0	0	0	0	0	0	0	5
23	Dixon	g	0-1	0-1	0-0	0	0	0	4	0	2	3	0	0	11
Team						1	1	2			1				
Totals			26-45	5-11	14-19	8	23	31	22	71	13	28	0	7	200
Total FG		1st H: 14-23	60.9%	2nd H: 12-22	54.5%					Game: 57.8%					
3pt. FG		1st H: 1-3	33.3%	2nd H: 4-8	50.0%					Game: 45.5%					
FTthrow		1st H: 5-5	100%	2nd H: 9-14	64.3%					Game: 73.7%					
Deadball Rebounds: 2															
Officials: Carol Comanica, Roy Gulbeyan and Shannon Feck • Attendance: 186															
Score by periods:															
		1st	2nd	Total											
Evansville		35	35	70											
Wright State		34	37	71											

GAME 12

WRIGHT STATE 57, MILWAUKEE 56
January 3, 2008, Ervin J. Nutter Center

2008 started like 2007 ended for Wright State as following a one-point win over Evansville on December 21, the Raiders turned the trick again Thursday night, rallying from a 10-point second-half deficit to defeat the Milwaukee Panthers 57-56 in the Horizon League opener for both teams at the Nutter Center.

WSU led for much of the first half before the Panthers took their first advantage of the night at 14-12 on a Traci Edwards basket with 4:46 remaining in the period. The Raiders were still down just two until Milwaukee closed the half with a 9-4 burst over the final two minutes, all but two of those points coming from the foul line, to go up 27-20 at the break.

A three by Jineen Williams made it 41-31 with 12:56 to play, but Wright State followed by scoring the next 11 points, five coming from Whitney Lewis and four by Shey Peddy, to go back in front.

The Panthers went back up 48-42 on two Jodie McClain foul shots at the 5:36 mark, only to see the Raiders go on a 12-2 run over the next four minutes to regain the lead for good, half of those by LaShawna Thomas. Two Edwards foul shots trimmed the margin to two, but Peddy responded on WSU's next possession with a three just right of the lane to make it 57-52 with 1:19 to play.

Edwards connected on a jumper with just over a minute left and Turquoise McCain made it a one-point game with a steal and fast-break layup, but the Panthers would get no closer as, despite a Raider shot-clock violation with 4.7 seconds left, Milwaukee had a turnover of its own at the 0.2-second mark to close out the game.

Thomas led all scorers with 18 for the Raiders, 12 coming in the second half, while Peddy had 12. Three others had nine for WSU, including Lewis, Sierra Crayton and Kanisha Ward, while Crayton also added 11 rebounds.

Milwaukee (5-7, 0-1)

No.	Name	FG-FGA	3-Pt. FG-FGA	FT-FTA	Rebounds			PF	TP	A	TO	BLK	S	MIN	
					OF	DE	TOT								
00	McCain	f	2-6	0-2	1-5	2	0	2	3	5	2	1	0	1	21
45	Rote	f	2-11	0-6	0-0	1	5	6	3	4	2	2	0	0	31
54	Edwards	c	6-9	0-0	4-5	3	4	7	1	16	2	4	0	1	35
5	McClain	g	3-5	2-3	6-6	1	0	1	1	14	1	4	0	1	33
23	Onson	g	0-1	0-1	0-0	1	0	1	2	0	1	1	0	0	12
3	Crumble	g	0-1	0-0	0-0	1	1	2	0	1	3	0	0	0	18
21	Markert	g	0-5	0-2	2-2	0	0	0	2	2	2	1	0	1	18
32	Williams	g	4-12	2-5	2-2	2	3	5	1	12	0	3	1	3	25
33	Fournier	g	1-2	0-0	1-2	1	2	3	1	3	0	0	0	0	7
Team						3	0	3							
Totals			18-52	4-19	16-22	15	15	30	16	56	11	19	1	7	200
Total FG		1st H: 8-25	32.0%	2nd H: 10-27	37.0%					Game: 34.6%					
3pt. FG		1st H: 1-8	12.5%	2nd H: 3-11	27.3%					Game: 21.1%					
FTthrow		1st H: 10-13	76.9%	2nd H: 6-9	66.7%					Game: 72.7%					
Deadball Rebounds: 2															

Wright State (4-8, 1-0)

No.	Name	FG-FGA	3-Pt. FG-FGA	FT-FTA	Rebounds			PF	TP	A	TO	BLK	S	MIN	
					OF	DE	TOT								
21	Lewis	f	3-10	1-6	2-2	2	2	4	3	9	1	3	0	1	34
34	Crayton	f	4-4	0-0	1-2	4	7	11	4	9	0	2	0	2	27
3	Thomas	g	9-15	0-1	0-0	2	2	4	2	18	2	5	1	2	36
10	Ward	g	3-11	3-9	0-1	1	4	5	3	9	4	6	0	2	36
11	Peddy	g	4-9	2-4	2-3	2	2	4	3	12	4	6	0	3	32
13	Duncan	g	0-0	0-0	0-0	1	1	2	0	0	0	2	0	0	18
20	Parrish	g	0-0	0-0	0-0	0	0	0	0	0	0	0	0	0	1
23	Dixon	g	0-0	0-0	0-1	2	3	5	3	0	2	2	0	0	13
32	Scott	g	0-0	0-0	0-0	0	0	0	0	0	0	0	0	0	3
Team						1	2	3			2				
Totals			23-49	6-20	5-9	15	23	38	18	57	13	28	1	10	200
Total FG		1st H: 7-22	31.8%	2nd H: 16-27	59.3%					Game: 46.9%					
3pt. FG		1st H: 2-8	25.0%	2nd H: 4-12	33.3%					Game: 30.0%					
FTthrow		1st H: 4-5	80.0%	2nd H: 1-4	25.0%					Game: 55.6%					
Deadball Rebounds: 0															
Officials: Angie Enlund, Erika Herriman and Kelly Dennis • Attendance: 134															
Score by periods:															
		1st	2nd	Total											
Milwaukee		27	29	56											
Wright State		20	37	57											





RAIDER

2007-08 Wright State Box Scores

GAME 13

GREEN BAY 67, WRIGHT STATE 52
January 5, 2008, Ervin J. Nutter Center

Wright State was tied with Green Bay with 13 minutes to play, but the Phoenix outscored the Raiders 19-2 over an eight-minute span and went on to a 67-52 decision in Horizon League action at the Nutter Center Saturday afternoon.

Both teams came out strong offensively as WSU took a 18-16 lead on a Whitney Lewis three just seven minutes into the contest. The Raider advantage grew to 24-18 following a LaShawna Thomas jumper at the 6:17 mark, only to see Green Bay eventually tied the game at 26 three minutes later on a jumper and two free throws by Kayla Groh.

A Groh triple and Lavesa Glover layup helped give the Phoenix a 33-30 halftime edge, but Wright State tied the game for the 10th time at 40 on a Kanisha Ward three with 13:09 remaining in the second half. Celeste Hoewisch, however, broke the deadlock with a jumper and that started a 12-0 Phoenix run that included threes from Kati Hartly and Rachel Porath.

The Green Bay margin eventually grew to 67-47 in the final minute before the Raiders scored the final five points.

After shooting 50 percent in the first half, Wright State cooled to 39 percent the final 20 minutes to finish at 44 percent overall while Green Bay, after a 48 percent first half, shot 45 percent in the second half, including six of 10 from three-point range, to end up at 46 percent.

The Phoenix also led in points in the paint (30-14), points off of turnovers (20-12) and second-chance points (11-2).

Lewis led all scorers with 16 for Wright State, 12 coming in the first half, while Shey Peddy had 15, nine in the second half, and Thomas 10.

Four Green Bay starters scored in double figures as Porath had 15, 10 in the second half, Groh 13, Glover 12 and Hartly 12.

Green Bay (10-3, 2-0)

No.	Name	FG-FGA	3-Pt. FG-FGA	FT-FTA	Rebounds			PF	TP	A	TO	BLK	S	MIN		
					OF	DE	TOT									
25	Templin	f	3-8	0-2	3-3	2	6	8	2	9	3	1	0	35		
5	Glover	c	6-10	0-0	0-0	2	6	8	1	12	3	0	2	34		
11	Harty	g	4-9	4-6	0-0	2	3	5	3	12	6	5	0	34		
11	Groh	g	4-9	1-2	4-4	0	2	2	2	13	3	2	0	38		
30	Porath	g	5-7	3-4	2-2	0	2	2	4	15	3	2	0	26		
3	Beckel	g	0-0	0-0	0-0	0	0	0	0	0	1	0	0	1		
4	Hoewisch	g	1-5	0-1	0-0	1	0	1	1	2	1	3	1	18		
24	Golden	g	1-5	0-2	0-0	1	0	1	0	2	0	0	0	23		
33	Faase	g	1-1	0-0	0-0	0	0	0	0	2	0	0	0	1		
Team					2											
Totals					25-54			8-17			9-9			10 19 29 13 67 19 14 3 6 200		
Total FG					1st H: 12-25		48.0%		2nd H: 13-29		44.8%		Game: 46.3%			
3pt. FG					1st H: 2-7		28.6%		2nd H: 6-10		60.0%		Game: 47.1%			
FTthrow					1st H: 7-7		100%		2nd H: 2-2		100%		Game: 100%			
Deadball Rebounds: 3																

Wright State (4-9, 1-1)

No.	Name	FG-FGA	3-Pt. FG-FGA	FT-FTA	Rebounds			PF	TP	A	TO	BLK	S	MIN		
					OF	DE	TOT									
21	Lewis	f	6-9	3-5	1-3	1	4	5	2	16	2	2	0	39		
34	Crayton	f	0-0	0-0	5-6	0	3	3	2	5	0	5	1	21		
3	Thomas	g	5-11	0-2	0-0	1	2	3	4	10	2	3	0	32		
10	Ward	g	1-9	1-7	0-0	0	7	7	1	3	3	4	1	35		
11	Peddy	g	5-10	3-6	2-3	1	0	1	3	15	4	1	0	35		
13	Duncan	g	0-0	0-0	0-0	0	1	1	0	0	0	2	0	15		
23	Dixon	g	0-0	0-0	0-0	1	0	1	0	0	1	3	0	14		
32	Scott	g	0-0	0-0	0-0	0	0	0	0	0	0	0	0	2		
55	Hall	g	1-2	0-0	1-2	1	2	3	0	3	0	0	0	7		
Team					3											
Totals					18-41			7-20			9-14			8 19 27 12 52 12 22 2 6 200		
Total FG					1st H: 9-18		50.0%		2nd H: 9-23		39.1%		Game: 43.9%			
3pt. FG					1st H: 5-10		50.0%		2nd H: 2-10		20.0%		Game: 35.0%			
FTthrow					1st H: 7-10		70.0%		2nd H: 2-4		50.0%		Game: 64.3%			
Deadball Rebounds: 1																

Officials: Rick Ratliff, Jim Vastine and Royce Blevins • Attendance: 1184

Score by periods:	1st	2nd	Total
Green Bay	33	34	67
Wright State	30	22	52

GAME 14

WRIGHT STATE 71, DETROIT 53
January 12, 2008, Detroit, MI

Four Raider starters scored in double figures and two others had eight or more points as Wright State picked up its first road win of the season Saturday afternoon with this decision over the Detroit Titans in Horizon League action at Calihan Hall.

Detroit controlled the opening 10 minutes as the Titans jumped out to a 22-12 advantage following a Heather Hatter layup with 9:34 remaining in the first half.

The Raiders, however, responded with a 19-2 run over the next seven minutes, one that saw seven different Wright State players score, including two threes from Kanisha Ward, to go up 31-24 at the 2:42 mark.

While WSU maintained the lead the rest of the way, the margin was just nine at 52-43 until the Raiders broke the game open with a 11-4 burst, four of those coming from Tatianna Hall.

Detroit held a 37-30 rebounding edge, including 16-7 on the offensive end, yet it was the Raiders who held a 36-22 advantage in points in the paint. WSU also led in points off of turnovers (18-9) and fast-break points (12-4).

Peddy led Wright State with 13 points, six rebounds and four assists while Whitney Lewis and LaShawna Thomas each had 12 and Ward 11. Erica Richardson, in her first action since injuring her ankle in late November, had nine points off the bench while Hall chipped in eight.

Sandi Brown paced all scorers with a near double-double of 21 points and nine rebounds for Detroit while Chanica Hall had 12 and Keashawn Bond posted a near double-double of nine points and 10 boards.

The win was the largest margin of victory on the road for the Raiders since an 80-53 decision at Loyola on February 24, 2005.

Wright State (5-9, 2-1)

No.	Name	FG-FGA	3-Pt. FG-FGA	FT-FTA	Rebounds			PF	TP	A	TO	BLK	S	MIN		
					OF	DE	TOT									
21	Lewis	f	3-9	2-5	4-5	0	2	2	1	12	1	1	0	32		
34	Crayton	f	2-3	0-0	2-4	0	3	3	4	6	0	1	0	21		
3	Thomas	g	5-11	1-2	1-2	0	0	0	3	12	3	2	0	32		
10	Ward	g	3-6	2-4	3-4	1	0	1	1	11	1	2	0	29		
11	Peddy	g	5-9	0-1	3-5	1	5	6	3	13	4	1	0	34		
1	Lowie	g	0-1	0-0	0-0	0	0	0	0	0	0	0	0	3		
13	Duncan	g	0-1	0-0	0-0	0	1	1	0	0	0	0	0	1		
14	Wyrick	g	0-0	0-0	0-0	0	1	1	0	0	0	0	0	2		
20	Parrish	g	0-0	0-0	0-0	0	0	0	1	0	0	1	0	4		
23	Dixon	g	0-2	0-1	0-3	0	3	3	3	0	4	0	0	14		
25	Richardson	g	3-3	0-0	3-4	1	3	4	1	9	0	1	0	13		
32	Scott	g	0-0	0-0	0-0	0	0	0	0	0	0	2	0	2		
55	Hall	g	4-7	0-0	0-0	0	2	2	1	8	0	1	1	13		
Team					4			3			7					
Totals					25-52			5-13			16-27			7 23 30 18 71 13 12 1 12 200		
Total FG					1st H: 12-31		38.7%		2nd H: 13-21		61.9%		Game: 48.1%			
3pt. FG					1st H: 2-9		22.2%		2nd H: 3-4		75.0%		Game: 38.5%			
FTthrow					1st H: 8-15		53.3%		2nd H: 8-12		66.7%		Game: 59.3%			
Deadball Rebounds: 10,1																

Detroit (3-11, 0-3)

No.	Name	FG-FGA	3-Pt. FG-FGA	FT-FTA	Rebounds			PF	TP	A	TO	BLK	S	MIN		
					OF	DE	TOT									
31	Hatter	f	1-2	0-0	1-2	1	1	2	1	3	0	0	2	20		
42	Brown	f	9-15	0-2	3-4	3	6	9	2	21	0	1	0	34		
2	Davis	g	2-5	0-0	0-0	1	1	2	4	4	1	3	0	23		
12	Bond	g	3-10	1-2	2-2	5	5	10	5	9	1	4	0	36		
20	Hall	g	4-10	1-2	3-5	1	3	4	2	12	1	3	0	27		
10	Mulroy	g	0-3	0-2	0-0	1	0	1	2	0	2	0	0	5		
11	Hungerford	g	0-1	0-1	2-2	0	1	1	2	2	0	3	0	16		
15	Bruster	g	1-2	0-0	0-0	0	0	0	2	2	0	1	0	5		
21	Stubblefield	g	0-3	0-0	0-0	1	1	2	0	0	1	1	0	14		
32	Dunlop	g	0-4	0-2	0-0	1	2	3	2	0	0	1	0	16		
33	Whittaker	g	0-0	0-0	0-1	1	0	1	1	0	0	1	0	4		
Team					1			2			2					
Totals					21-48			5-16			18-24			8 18 26 16 65 11 12 1 4 200		
Total FG					1st H: 11-27		40.7%		2nd H: 9-28		32.1%		Game: 36.4%			
3pt. FG					1st H: 2-7		28.6%		2nd H: 0-4		0.0%		Game: 18.2%			
FTthrow					1st H: 5-7		71.4%		2nd H: 6-9		66.7%		Game: 68.8%			
Deadball Rebounds: 0																

Officials: Linda Johnson, Bob Enterline and Carmela McMullen • Attendance: 237

Score by periods:	1st	2nd	Total
Wright State	34	37	71
Detroit	29	24	53



2007-08 Wright State Box Scores

GAME 15

YOUNGSTOWN STATE 61, WRIGHT STATE 58
January 17, 2008, Youngstown, OH

Wright State rallied from an early 12-point deficit to lead by as much as seven in the second half, but Youngstown State regained the advantage and held off a late charge as the Penguins defeated the Raiders in Horizon League action at the Beeghly Center Thursday night.

The Penguins used a 10-0 run to break a 7-7 tie, five each by Heather Karner and Jessica Schloemp, and later led 21-9 on an Ashley Pendleton jumper with 12:01 remaining in the first half. WSU, though, chipped away from there, closing the margin to 28-23 at the break and started the second half with a 14-2 burst, eight of those coming from Shey Peddy, to go up 37-30 with 15:47 to play.

YSU eventually tied the game at 41 on a Karner three-point play, only to see Whitney Lewis give Wright State the lead again with a three. A Peddy layup later made it 46-45, but the Penguins followed by scoring the next 11 points, including threes from Velissa Vaughn, Karner and Schloemp, to make it 56-46 at the 5:14 mark.

Wright State, though, trimmed the margin to 56-53 on a Crayton free throw with 2:10 remaining and still had a chance as Peddy connected on a three from the left wing to make it 59-56 with 15.7 seconds left.

Lauren Branson, however, made both foul shot attempts at the 13.9-second mark and, following a Peddy layup, Vaughn hit one of two with five seconds to provide the final margin.

The Raiders had one last shot to tie, but Peddy's desperation three went off the glass and the right side of the rim as time expired.

Peddy led all scorers with 20 for Wright State, but no other Raider managed more than eight as Crayton had that along with eight rebounds and Erica Richardson had eight off the bench. LaShawna Thomas added seven points and seven assists.

Wright State (5-10, 2-2)

No.	Name	f	Tot-FG			Rebounds			PF	TP	A	TO	BLK	S	MIN
			FG-FGA	3-Pt. FG-FGA	FT-FTA	OF	DE	TOT							
21	Lewis	f	2-6	1-3	2-2	1	4	5	3	7	2	0	0	1	38
34	Crayton	f	3-12	0-0	2-4	5	3	8	4	8	3	2	0	2	23
3	Thomas	g	3-12	0-1	1-2	2	3	5	2	7	1	0	2	34	
10	Ward	g	1-6	0-3	0-1	0	2	2	4	2	3	4	0	23	
11	Peddy	g	8-12	4-6	0-1	1	4	5	2	20	3	4	0	4	31
23	Dixon	g	1-3	0-0	0-0	2	2	4	0	2	2	3	0	0	15
25	Richardson	g	4-6	0-0	0-0	2	0	2	1	8	0	1	0	0	14
55	Hall	g	2-4	0-0	0-0	0	2	2	1	4	0	1	0	0	12
Team						3	3	6							
Totals			24-61	5-13	5-10	16	23	39	17	58	20	17	0	11	200
Total FG			1st H: 10-34	29.4%	2nd H: 14-27				Game: 39.3%						
3pt. FG			1st H: 1-4	25.0%	2nd H: 4-9				Game: 38.5%						
FThrow			1st H: 2-2	100%	2nd H: 3-8				Game: 50.0%						
Deadball Rebounds:			1												

Youngstown State (8-8, 3-2)

No.	Name	f	Tot-FG			Rebounds			PF	TP	A	TO	BLK	S	MIN
			FG-FGA	3-Pt. FG-FGA	FT-FTA	OF	DE	TOT							
3	Schloemp	f	5-11	3-4	0-0	2	3	5	2	13	0	1	3	0	37
21	Schott	f	4-6	0-0	2-2	2	3	5	1	10	0	1	1	1	27
4	Branson	g	0-2	0-0	3-4	2	4	6	2	3	8	6	0	4	35
22	Karner	g	5-17	3-10	3-3	3	6	9	1	16	2	4	0	0	36
23	Vaughn	g	6-12	1-4	1-3	1	1	2	0	14	1	4	1	0	36
14	Gurganus	g	0-1	0-0	0-0	0	1	1	0	0	0	2	0	1	8
31	Roscoe	g	0-2	0-1	0-0	0	1	1	1	0	0	0	0	0	5
32	Pendleton	g	2-4	0-0	1-2	1	1	2	3	5	2	0	2	0	16
42	LaFleur	g	0-0	0-0	0-0	0	0	0	0	0	0	0	0	0	0+
Team						1	5	6							
Totals			22-55	7-19	10-14	12	25	37	10	61	13	18	7	6	200
Total FG			1st H: 11-30	36.7%	2nd H: 11-25				Game: 40.0%						
3pt. FG			1st H: 4-15	26.7%	2nd H: 3-4				Game: 38.8%						
FThrow			1st H: 2-3	66.7%	2nd H: 8-11				Game: 71.4%						
Deadball Rebounds:			2												

Officials: Frank Steratore, Ron Applegate and Michael McConnell • Attendance: 1908

Score by periods:	1st	2nd	Total
Wright State	23	35	58
Youngstown State	28	33	61

GAME 16

CLEVELAND STATE 68, WRIGHT STATE 54
January 19, 2008, Cleveland, OH

Wright State trailed by just two at halftime, but could not overcome Cleveland State shooting 52 percent in the second half as the Vikings went on to this Horizon League win at the Wolstein Center Saturday night.

Whitney Lewis tied the game at 7-7 with a three-pointer three minutes into the game, but CSU followed with a 9-0 run, five of those from Kailey Klein, to go back in front. The Raiders, though, hung close the rest of the half and trailed just 32-30 at the break on a Charne Dixon baseline jumper in the final seconds.

Two Lewis foul shots again brought the Raiders to within two at 34-32 with 19:23 left and the margin was only 40-36 until the Vikings had a 9-2 run, including two Brittany Korth threes, to go up 49-38.

Wright State could get no closer than seven the rest of the way as Cleveland State broke the game open with a 9-0 burst to make it 64-48 with 3:41 to play.

The Raiders shot 62 percent from the field in the first half, but cooled to 35 percent the final 20 minutes to finish at 48 percent overall while the Vikings were hot throughout, shooting over 50 percent in both halves to end up at 55 percent for the game.

Lewis led WSU with 18 points while Shey Peddy had 12, LaShawna Thomas eight and Kanisha Ward six along with seven assists.

Dominique Butler paced all scorers with 20 for Cleveland State while Klein had 13 and Angel Roque 11.

Wright State (5-11, 2-3)

No.	Name	f	Tot-FG			Rebounds			PF	TP	A	TO	BLK	S	MIN
			FG-FGA	3-Pt. FG-FGA	FT-FTA	OF	DE	TOT							
21	Lewis	f	5-8	3-3	5-5	1	2	3	4	18	0	2	2	1	35
34	Crayton	f	2-2	0-0	0-0	0	0	0	1	4	1	1	0	1	13
3	Thomas	g	4-9	0-0	0-0	0	3	3	2	8	1	7	0	2	25
10	Ward	g	2-10	1-4	1-3	1	2	3	2	6	7	3	1	2	33
11	Peddy	g	5-11	2-5	0-0	1	3	4	3	12	3	2	0	3	39
1	Lowe	g	0-0	0-0	0-0	0	0	0	0	0	0	1	0	0	1
14	Wyrick	g	0-0	0-0	0-0	0	0	0	0	0	0	1	0	0	1
20	Parrish	g	0-0	0-0	0-0	0	0	0	0	0	0	0	0	0	1
23	Dixon	g	1-1	0-0	0-0	0	1	1	4	2	0	6	0	1	21
25	Richardson	g	0-0	0-0	0-0	1	1	2	2	0	0	1	0	0	7
32	Scott	g	0-0	0-0	0-0	0	0	0	0	0	0	0	0	0	1
55	Hall	g	2-3	0-0	0-0	1	1	2	3	4	2	1	0	2	23
Team						1	1	1							
Totals			21-44	6-12	6-8	5	14	19	21	54	14	25	3	12	200
Total FG			1st H: 13-21	61.9%	2nd H: 8-23				Game: 47.7%						
3pt. FG			1st H: 4-6	66.7%	2nd H: 2-6				Game: 50.0%						
FThrow			1st H: 0-0	0.0%	2nd H: 6-8				Game: 75.0%						
Deadball Rebounds:			1												

Cleveland State (10-7, 4-2)

No.	Name	f	Tot-FG			Rebounds			PF	TP	A	TO	BLK	S	MIN
			FG-FGA	3-Pt. FG-FGA	FT-FTA	OF	DE	TOT							
44	Butler	f	9-12	0-0	2-2	2	6	8	3	20	0	2	0	4	34
52	Hoying	f	3-4	0-0	0-0	0	1	1	2	6	0	1	1	2	22
4	A. Roque	g	2-3	2-2	5-6	0	0	0	1	11	4	6	0	0	28
22	Korth	g	2-5	2-4	0-0	0	5	5	1	6	5	6	0	2	37
23	Klein	g	3-13	1-4	6-8	2	1	3	3	13	2	2	0	3	36
14	Garland	g	2-3	0-0	2-3	1	1	2	2	6	2	0	0	1	17
25	Crosley	g	1-1	0-0	0-0	1	3	4	1	2	0	3	0	1	13
50	J. Roque	g	1-1	0-0	2-2	0	2	2	0	4	3	3	0	0	13
Team						1	1	1							
Totals			23-42	5-10	17-21	7	19	26	13	68	16	23	1	13	200
Total FG			1st H: 12-21	57.1%	2nd H: 11-21				Game: 54.8%						
3pt. FG			1st H: 2-5	40.0%	2nd H: 3-5				Game: 50.0%						
FThrow			1st H: 6-7	85.7%	2nd H: 11-14				Game: 81.0%						
Deadball Rebounds:			1												

Officials: Tina Clark, Ann Messing and Chris Miner • Attendance: 314

Score by periods:	1st	2nd	Total
Wright State	30	24	54
Cleveland State	32	36	68





RAIDER

2007-08 Wright State Box Scores

GAME 17

WRIGHT STATE 51, VALPARAISO 50
January 24, 2008, Ervin J. Nutter Center

For the third time this season, Wright State prevailed by one point as the Raiders outscored Valparaiso 12-2 the final 7:04, including a Shey Peddy jumper with 5.5 seconds remaining, to pull out this win over the Crusaders Thursday night at the Nutter Center.

Both teams came out firing early as WSU went up 16-11 on a LaShawna Thomas jumper at the 12:08 mark of the first half. The Raiders, however, managed just six points the rest of the period as Valparaiso regained the lead at 24-22 on a Leah Hochstetler three with 4:19 left and took a 28-22 advantage into the break on back-to-back baskets by Agnieszka Kulaga.

The Crusaders continued to build on the lead in the early going of the second half and were up as much as 40-30 following two Kulaga free throws with 12:03 to play. Valparaiso maintained the margin over the next five minutes as Kulaga layup made it 48-39 at the 7:04 mark.

An Erica Richardson basket, however, started the Raiders on their comeback and, after a Charne Dixon layup, Richardson added two more of her own to cut the deficit to 48-47 with 2:54 left.

Kulaga pushed the margin back up to three with a pair of foul shots at the 2:11 mark, only to see Wright State draw within one again on a Thomas jumper. After three scoreless possessions, two by Valparaiso, the stage was set for Peddy, as she drove down the left side of the lane and hit a jumper with 5.5 seconds left to give WSU the lead for good.

The Crusaders had one last chance, but Peddy stripped the ball away from Kulaga at midcourt to close out the game.

Four Wright State players scored in double figures, led by Whitney Lewis with 14 and Peddy with 12 to go along with five assists and six steals. Thomas added 11 while Richardson had 10 points and five rebounds off the bench.

Kulaga posted a double-double of 18 points and 10 rebounds for Valparaiso.

Valparaiso (8-9, 3-3)

No.	Name	f	Tot-FG			Rebounds			PF	TP	A	TO	BLK	S	MIN		
			FG-FGA	FG-FGA	FT-FTA	OF	DE	TOT									
20	Peller	f	1-2	0-0	0-0	0	4	4	0	2	0	0	0	15			
31	Litka	f	1-12	1-5	3-4	0	1	1	3	6	3	2	0	2 36			
32	Ott	f	3-6	1-4	0-0	0	2	2	2	7	0	1	0	1 39			
11	Kulaga	g	6-15	0-3	6-6	1	9	10	1	18	3	8	0	2 39			
14	Hochstetler, La.	g	2-4	1-3	0-0	0	1	1	3	5	1	3	0	1 24			
3	Ray	g	0-0	0-0	0-0	0	0	0	0	0	0	1	0	0 1			
12	Hochstetler, Le.	g	2-4	2-3	1-2	0	0	0	1	7	0	3	1	0 16			
25	Farris	g	2-3	0-0	1-2	3	3	6	3	5	1	4	0	1 29			
33	Emig	g	0-0	0-0	0-0	0	0	0	0	0	0	0	0	1			
Team						1 3 4											
Totals			17-46			5-18			11-14			5 23 28			13 50 8 23 1 7 200		
Total FG			1st H: 12-26			46.2%			2nd H: 5-20			25.0%			Game: 37.0%		
3pt. FG			1st H: 3-8			37.5%			2nd H: 2-10			20.0%			Game: 27.8%		
FThrow			1st H: 1-2			50.0%			2nd H: 10-12			83.3%			Game: 78.6%		
Deadball Rebounds:			1														

Wright State (6-11, 3-3)

No.	Name	f	Tot-FG			Rebounds			PF	TP	A	TO	BLK	S	MIN		
			FG-FGA	FG-FGA	FT-FTA	OF	DE	TOT									
21	Lewis	f	5-8	0-2	4-5	0	5	5	2	14	2	2	0	2 39			
55	Hall	f	0-4	0-0	0-0	1	3	4	2	0	1	0	0	0 17			
3	Thomas	g	5-11	1-3	0-1	2	2	4	1	11	3	2	0	0 35			
10	Ward	g	0-6	0-3	0-0	0	2	2	3	0	2	6	0	1 27			
11	Peddy	g	3-8	1-4	5-6	1	4	5	2	12	5	3	0	6 36			
23	Dixon	g	2-2	0-0	0-0	1	1	2	2	4	1	3	0	3 17			
25	Richardson	g	5-7	0-0	0-0	0	5	5	1	10	0	1	0	0 19			
32	Scott	g	0-0	0-0	0-0	0	0	0	0	0	0	0	0	1			
34	Crayton	g	0-1	0-0	0-0	1	2	3	0	0	0	4	0	1 9			
Team						2 2											
Totals			20-47			2-12			9-12			6 26 32			13 51 14 23 0 13 200		
Total FG			1st H: 9-27			33.3%			2nd H: 11-20			55.0%			Game: 42.6%		
3pt. FG			1st H: 2-6			33.3%			2nd H: 0-6			0.0%			Game: 16.7%		
FThrow			1st H: 2-5			40.0%			2nd H: 7-7			100%			Game: 75.0%		
Deadball Rebounds:			1														

Officials: John Whitson, Lori Francescon and Brad Maxey • Attendance: 173

Score by periods:

	1st	2nd	Total
Valparaiso	28	22	50
Wright State	22	29	51

GAME 18

WRIGHT STATE 70, BUTLER 65
January 26, 2008, Ervin J. Nutter Center

Wright State trailed by four with 3:47 left, but outscored Butler 13-4 the rest of the way as the Raiders defeated the Bulldogs 70-65 Saturday afternoon at the Nutter Center.

Butler led much of the first half, but WSU hung close and took its first lead at 29-27 on a LaShawna Thomas jumper with 1:53 remaining in the period. Whitney Lewis followed on the next possession with a three pointer from the top of the key to put the Raiders up five heading into the break.

Wright State hit 12 of 18 shots in the first half compared to Butler shooting 39 percent.

The Raiders extended the advantage to 38-29 on a Shey Peddy fast-break layup with 16:44 left, but Butler responded with a 18-4 run over the next seven minutes, five each from Candyce Brown and Susan Lester, to go up 47-42.

The Bulldog lead then seasawed between one and four until two Lewis foul shots tied the game at 61 with 2:46 remaining. Lester hit one of two from the line to give Butler the edge at the 2:32 mark, but a Lewis layup put the Raiders up for good at 63-62 with 1:41 left.

Peddy followed on WSU's next possession with a three from the left side and then hit two foul shots at the 29.7-second mark to make it 68-62. Lewis added two more from the stripe with 19.4 seconds left before Butler's Azjah Bass rounded out the scoring with a three.

Wright State shot 50 percent from the field overall and hit 20 of 25 from the foul line, including 14 of 15 in the second half, while Butler shot 56 percent in the second half to end up at 48 percent for the game and was 14 of 17 from the line.

Peddy led the Raiders with 20 points, 14 in the second half, while Lewis added 18 points and eight rebounds. Thomas chipped in 13 points and four assists while Sierra Crayton had 12 off the bench.

Butler (13-5, 3-4)

No.	Name	f	Tot-FG			Rebounds			PF	TP	A	TO	BLK	S	MIN		
			FG-FGA	FG-FGA	FT-FTA	OF	DE	TOT									
15	Miller	f	1-5	1-5	0-0	0	1	1	5	3	3	1	0	0 29			
30	Lester	f	4-10	2-6	5-6	1	6	7	3	15	4	6	1	1 35			
55	Alkande	c	6-9	0-0	0-0	2	2	4	4	12	0	3	0	2 28			
21	Brown	g	2-2	0-0	5-5	0	0	0	1	9	2	4	0	2 38			
23	Bass	g	7-14	2-5	2-2	1	3	4	1	18	3	5	1	1 36			
10	Bowen	g	0-1	0-1	0-0	0	0	0	0	0	0	0	0	0 3			
20	Freeman	g	0-2	0-1	0-0	0	0	0	0	0	0	0	0	0 5			
22	Bain	g	0-1	0-0	1-2	0	1	1	0	1	0	0	0	0 4			
12	Thornton	g	2-2	0-0	1-1	1	0	1	4	5	0	0	0	0 8			
32	Hamilton	g	1-2	0-1	0-1	1	0	1	1	2	0	1	0	0 14			
Team						1 1											
Totals			23-48			5-19			14-17			7 13 20			19 65 12 20 2 6 200		
Total FG			1st H: 9-23			39.1%			2nd H: 14-25			56.0%			Game: 47.9%		
3pt. FG			1st H: 2-8			25.0%			2nd H: 3-11			27.3%			Game: 26.3%		
FThrow			1st H: 7-8			87.5%			2nd H: 7-9			77.8%			Game: 82.4%		
Deadball Rebounds:			1,1														

Wright State (7-11, 4-3)

No.	Name	f	Tot-FG			Rebounds			PF	TP	A	TO	BLK	S	MIN		
			FG-FGA	FG-FGA	FT-FTA	OF	DE	TOT									
21	Lewis	f	4-7	1-1	9-10	3	5	8	3	18	2	1	0	0 36			
25	Richardson	f	1-3	0-0	2-2	0	4	4	0	4	1	5	0	0 16			
3	Thomas	g	6-10	0-0	1-2	0	3	3	2	13	4	2	0	1 36			
11	Peddy	g	5-7	2-3	8-8	0	2	2	2	20	2	4	0	2 38			
23	Dixon	g	0-1	0-0	0-1	1	1	2	1	0	1	3	0	1 23			
10	Ward	g	1-3	1-3	0-0	0	1	1	2	3	1	3	0	0 23			
34	Crayton	g	6-8	0-0	0-2	3	2	5	3	12	0	1	0	1 22			
55	Hall	g	0-1	0-1	0-0	0	1	1	2	0	0	2	0	0 6			
Team						1 1											
Totals			23-40			4-8			20-25			7 20 27			15 70 11 22 0 5 200		
Total FG			1st H: 12-18			66.7%			2nd H: 11-22			50.0%			Game: 57.5%		
3pt. FG			1st H: 2-3			66.7%			2nd H: 2-5			40.0%			Game: 50.0%		
FThrow			1st H: 6-10			60.0%			2nd H: 14-15			93.3%			Game: 80.0%		
Deadball Rebounds:			1														

Officials: Jim Vastine, Zachary Klein and Todd Moistner • Attendance: 221

Score by periods:

	1st	2nd	Total
Butler	27	38	65
Wright State	32	38	70

BASKETBALL

2007-08 Wright State Box Scores

GAME 19

UIC 63, WRIGHT STATE 60
January 31, 2008, Chicago, IL

Shey Peddy had 19 points and Whitney Lewis became the 16th Wright State player to reach the 1000-point plateau, but it wasn't enough as the UIC Flames opened up an 11-point second half lead and then held on for the win at the UIC Pavilion Thursday night.

Neither team had more than a four-point advantage in the first half as the Raiders shot 54 percent from the field, including three of four from three-point range, while UIC was at 48 percent overall and three of eight from behind the arc.

Up 36-34 at the break, the Flames scored the first five points of the second half on a Briana Hinkle jumper and a Taylor Manley three. UIC maintained the lead from there and eventually extended it to 61-50 on a Manley jumper with 6:53 remaining.

WSU, however, answered with six straight points on layups from Sierra Crayton, Charne Dixon and Peddy and trimmed the deficit to three on a Dixon layup with 41 seconds left.

After forcing a turnover on UIC's next possession, the Raiders had one last chance, but LaShawna Thomas' three attempt in the final seconds from the right wing was short off the side of the rim.

Peddy paced the Raiders with 19 points, 13 coming in the first half, and added five rebounds, five assists and five steals. Thomas added 10 points while Lewis and Crayton each had eight.

The eight points for Lewis give her exactly 1000 for her career as she becomes the 16th Raider all-time to reach the milestone.

Jessie Miller led UIC with 19 points while Hinkle had 18, 14 in the first half, along with seven rebounds and four assists and Manley had 15, all but two coming after halftime.

Wright State (7-12, 4-4)

No.	Name	f	Tot-FG			Rebounds			PF	TP	A	TO	BLK	S	MIN
			FG-FGA	3-Pt. FG-FGA	FT-FTA	OF	DE	TOT							
21	Lewis	f	2-7	2-3	2-4	0	4	4	1	8	0	3	1	0	33
25	Richardson	f	3-6	0-0	0-0	0	0	0	2	6	0	3	0	0	16
3	Thomas	g	4-13	0-2	2-2	2	2	4	1	10	3	3	1	1	33
11	Peddy	g	8-11	2-2	1-2	0	5	5	1	19	5	3	1	5	38
23	Dixon	g	2-3	0-0	0-0	0	5	5	3	4	5	3	0	0	34
10	Ward	g	1-2	1-1	0-0	0	3	3	1	3	2	1	0	0	16
34	Crayton	g	4-6	0-0	0-0	1	0	1	4	8	0	2	0	1	19
55	Hall	g	1-2	0-1	0-0	1	1	2	1	2	1	1	0	11	
Team						1 3 4									
Totals			25-50			5-8			5 23 28 14			60 16 20 4 7 200			
Total FG			1st H: 15-28 53.6%			2nd H: 10-22 45.5%			Game: 50.0%						
3pt. FG			1st H: 3-4 75.0%			2nd H: 2-5 40.0%			Game: 55.6%						
FT Throw			1st H: 1-1 100%			2nd H: 4-7 57.1%			Game: 62.5%						
Deadball Rebounds: 1															

UIC (7-12, 3-5)

No.	Name	f	Tot-FG			Rebounds			PF	TP	A	TO	BLK	S	MIN
			FG-FGA	3-Pt. FG-FGA	FT-FTA	OF	DE	TOT							
35	Hluska	f	1-2	0-0	0-0	0	4	4	2	2	1	1	1	1	21
30	Grobbecker	c	0-1	0-0	0-0	2	1	3	0	0	2	1	1	2	21
3	Miller	g	7-14	4-11	1-2	1	2	3	3	19	1	3	1	1	32
12	Hinkle	g	7-15	0-0	4-4	3	4	7	1	18	4	3	0	2	36
23	Manley	g	6-14	3-6	0-0	0	2	2	4	15	3	4	0	0	31
1	Sadler	g	1-1	1-1	1-2	0	1	1	0	4	0	1	0	0	16
11	Tomzik	g	0-2	0-1	0-0	0	0	0	0	0	1	0	0	0	9
21	Johnson	g	0-2	0-0	3-4	4	4	8	1	3	1	1	1	0	17
22	Hutchens	g	0-3	0-0	0-0	0	0	0	1	0	1	2	0	2	13
54	Rinaldi	g	1-1	0-0	0-0	0	0	0	0	2	0	0	0	0	4
Team						1 4 5									
Totals			23-55			8-19			9-12			11 22 33 12 63 14 17 4 8 200			
Total FG			1st H: 14-29 48.3%			2nd H: 9-26 34.6%			Game: 41.8%						
3pt. FG			1st H: 3-8 37.5%			2nd H: 5-11 45.5%			Game: 42.1%						
FT Throw			1st H: 5-6 83.3%			2nd H: 4-6 66.7%			Game: 75.0%						
Deadball Rebounds: 1															
Officials: Ray Bomelli, Kim Hobbs and Ron Quirk • Attendance: 324															
Score by periods:			1st 2nd Total												
Wright State			34 26 60												
UIC			36 27 63												

GAME 20

WRIGHT STATE 56, LOYOLA 49
February 2, 2008, Chicago, IL

Wright State saw a six-point lead slip away with a minute remaining, but the Raiders scored the final seven points, five coming from Shey Peddy, to record this win over the Ramblers at the Gentile Center Saturday afternoon.

Both teams struggled offensively in the first half as WSU shot 32 percent and Loyola 38 percent, but it was the Raiders that held an 18-14 advantage at the break as they scored the final seven points of the period on an Erica Richardson three-point play and a pair of scores from Tatianna Hall.

Wright State went up 27-20 on a Peddy layup at the 15:44 mark of the second half and led by as much as 33-25 following a Sierra Crayton jumper with 11:06 left to play.

Loyola closed to within one at 33-32 at the 8:13 mark, but the Raiders maintained the lead and looked to be in good shape as Whitney Lewis hit a foul shot at the 2:22 mark to put WSU up 47-41.

The second attempt, however, was waived off due to a lane violation and that sparked the Ramblers into an 8-2 run over the next 1:21 to tie the game at 49, the final three coming on a Maggie McCloskey triple from the top of the key.

Peddy, though, took over from there as she drove down the left side of the lane for a three-point play at the 43-second mark and, after a steal from the freshman guard, converted two foul shots with 25 seconds left to make it 54-49. Following a Loyola miss, LaShawna Thomas hit two free throws with 14 seconds left to round out the scoring.

Peddy led all scorers with 18 and added four assists and four steals while Thomas chipped in 15 points, nine in the second half.

Wright State (8-12, 5-4)

No.	Name	f	Tot-FG			Rebounds			PF	TP	A	TO	BLK	S	MIN
			FG-FGA	3-Pt. FG-FGA	FT-FTA	OF	DE	TOT							
21	Lewis	f	0-4	0-1	1-1	3	2	5	2	1	0	1	1	2	25
25	Richardson	f	2-8	0-0	1-2	1	1	2	4	5	0	3	1	2	26
3	Thomas	g	6-13	0-0	3-4	0	2	2	3	15	0	2	0	2	33
11	Peddy	g	6-9	0-3	6-6	1	2	3	3	18	4	3	0	4	32
23	Dixon	g	1-3	0-0	0-0	3	3	6	2	2	4	3	2	3	27
10	Ward	g	1-4	1-4	0-0	0	3	3	0	3	1	2	0	0	25
32	Scott	g	0-0	0-0	0-0	1	0	1	0	0	0	1	0	0	2
34	Crayton	g	2-4	0-0	2-2	0	2	2	3	6	0	1	0	1	19
55	Hall	g	3-4	0-0	0-0	0	2	2	2	6	0	2	1	0	11
Team						1 2 3									
Totals			21-49			1-8			13-15			10 19 29 19 56 9 20 5 14 200			
Total FG			1st H: 7-22 31.8%			2nd H: 14-27 51.9%			Game: 42.9%						
3pt. FG			1st H: 0-3 0.0%			2nd H: 1-5 20.0%			Game: 12.5%						
FT Throw			1st H: 4-5 80.0%			2nd H: 9-10 90.0%			Game: 86.7%						
Deadball Rebounds: 1															

Loyola (4-16, 2-7)

No.	Name	f	Tot-FG			Rebounds			PF	TP	A	TO	BLK	S	MIN
			FG-FGA	3-Pt. FG-FGA	FT-FTA	OF	DE	TOT							
00	VanBogaert	f	7-10	0-0	3-4	0	1	1	2	17	0	6	1	2	34
55	Boeke	f	3-7	0-0	2-3	0	4	4	4	8	4	0	2	2	29
1	Collins	g	5-9	0-2	0-1	0	5	5	3	10	4	6	0	1	38
12	McCloskey	g	1-6	1-5	0-0	0	2	2	3	3	4	5	0	1	30
32	Hylton	g	2-3	1-1	2-3	1	2	3	1	7	2	2	0	1	37
	Finnegan	g	1-4	0-0	1-1	2	0	2	1	3	0	1	0	0	8
	Thurman	g	0-0	0-0	0-0	0	2	2	1	0	0	1	0	0	9
	Marshall	g	0-0	0-0	1-2	1	0	1	2	1	0	1	0	1	8
	Lucas	g	0-2	0-0	0-0	0	1	1	0	0	0	2	0	0	7
Team						2 2 4									
Totals			19-41			2-8			9-14			6 19 25 17 49 14 24 3 8 200			
Total FG			1st H: 6-16 37.5%			2nd H: 13-25 52.0%			Game: 46.3%						
3pt. FG			1st H: 0-2 0.0%			2nd H: 2-6 33.3%			Game: 25.0%						
FT Throw			1st H: 2-6 33.3%			2nd H: 7-8 87.5%			Game: 64.3%						
Deadball Rebounds: 2															
Officials: Rod Creech, Andrew Bills and Greg Jones • Attendance: 377															
Score by periods:			1st 2nd Total												
Wright State			18 38 56												
Loyola			14 35 49												





RAIDER

2007-08 Wright State Box Scores

GAME 21

WRIGHT STATE 70, DETROIT 59

February 9, 2008, Ervin J. Nutter Center

Wright State shot 58 percent overall, 69 percent in the second half, and hit 20 of 26 free throws as the Raiders won at the Nutter Center Saturday afternoon.

A 10-2 run, which included a three and layup from Whitney Lewis, put the Raiders up 20-9 with 8:49 to play in the first half. The Titans, though, followed with a 15-2 burst of their own, one that featured a pair of Kealy McNally three-pointers, to take the lead for the first time at 24-22 at the 3:28 mark.

Wright State, however, closed the period by scoring the final 10 points, the final five by Charne Dixon, to take a 32-24 advantage at the half.

Layups by LaShawna Thomas and Peddy extended the Raider lead into double figures in the opening minute of the second half and Wright State gradually build on the margin from there, leading by as much as 54-34 on a Kanisha Ward three at the 9:34 mark.

Detroit closed to within eight at 67-59 in the final minute on a Chanica Hall three and two Sandi Brown foul shots, but the Titans could get no closer as Erica Richardson rounded out the scoring with a three-point play.

Wright State hit 11 of 16 shots, including both three-point attempts, in the final 20 minutes to finish the game at 58 percent and also connected on 14 of 19 from the foul line in the second half and 20 of 26 overall. Detroit, meanwhile, hit just 12 of 33 attempts in the second half for 36 percent to end up at 40 percent overall and was 15 of 22 from the stripe.

Peddy led WSU with 17 points, including 10 of 12 from the foul line, while Lewis added 15 and Thomas 10. Ward had nine off the bench.

Detroit (3-18, 0-10)

No.	Name	f	Tot-FG			Rebounds			PF	TP	A	TO	BLK	S	MIN
			FG-FGA	3-Pt.	FT-FTA	OF	DE	TOT							
12	Bond	f	0-2	0-1	0-0	1	0	1	4	0	0	3	0	0	16
33	Whittaker	f	0-0	0-0	1-2	0	0	0	0	1	0	1	0	0	13
11	Hungerford	g	2-3	0-1	0-0	0	3	3	4	4	1	2	0	0	25
20	Hall	g	4-13	2-4	4-6	1	3	4	4	14	7	4	0	2	31
42	Brown	g	7-16	0-2	6-8	0	4	4	4	20	3	3	1	3	30
2	Davis	g	2-3	0-0	2-2	0	1	1	2	6	1	4	0	0	13
15	Bruster	g	1-4	0-0	2-2	3	0	3	1	4	1	1	0	0	14
23	McNally	g	2-3	2-2	0-0	0	0	0	4	6	0	1	0	1	35
31	Hatter	g	2-6	0-0	0-2	3	1	4	0	4	0	0	0	0	23
Team						1	1	2							
Totals			20-50	4-10	15-22	9	13	22	23	59	13	19	1	6	200
Total FG			1st H: 8-17	47.1%	2nd H: 12-33	36.4%				Game: 40.0%					
3pt. FG			1st H: 3-4	75.0%	2nd H: 1-6	16.7%				Game: 40.0%					
FT throw			1st H: 5-8	62.5%	2nd H: 10-14	71.4%				Game: 68.2%					
Deadball Rebounds:					5										

Wright State (9-12, 6-4)

No.	Name	f	Tot-FG			Rebounds			PF	TP	A	TO	BLK	S	MIN
			FG-FGA	3-Pt.	FT-FTA	OF	DE	TOT							
21	Lewis	f	6-7	3-3	0-0	1	4	5	3	15	1	3	0	1	35
25	Richardson	f	3-4	0-0	1-1	0	5	5	2	7	1	3	0	0	27
3	Thomas	g	4-7	0-0	2-4	0	2	2	4	10	4	0	0	0	18
11	Peddy	g	3-7	1-3	10-12	2	2	4	2	17	4	2	0	2	31
23	Dixon	g	1-1	0-0	5-5	2	3	5	5	7	4	5	0	2	23
1	Lowe	g	0-0	0-0	0-0	0	0	0	0	0	0	1	0	1	5
10	Ward	g	3-5	2-3	1-2	0	3	3	1	9	2	5	0	1	26
32	Scott	g	0-0	0-0	0-0	0	0	0	0	0	0	0	0	0	2
34	Crayton	g	2-5	0-0	1-2	1	1	2	1	5	0	3	0	0	23
55	Hall	g	0-2	0-0	0-0	0	2	2	2	0	0	1	0	0	10
Team						1	1			1					
Totals			28-58	10-15	7-12	12	25	37	17	73	18	18	6	11	200
Total FG			1st H: 11-22	50.0%	2nd H: 11-16	68.8%				Game: 57.9%					
3pt. FG			1st H: 4-7	57.1%	2nd H: 2-2	100%				Game: 66.7%					
FT throw			1st H: 6-7	85.7%	2nd H: 14-19	73.7%				Game: 76.9%					
Deadball Rebounds:					3										

Officials: Lori Francescon, Royce Blevins and Jack Whittemore • Attendance: 236

Score by periods:	1st	2nd	Total
Detroit	24	35	59
Wright State	32	38	70

GAME 22

WRIGHT STATE 51, CLEVELAND STATE 43

February 14, 2008, Ervin J. Nutter Center

A 20-7 run to close out the first half gave Wright State a 17-point halftime advantage and the Raiders led by as much as 19 in the second half before holding on down the stretch for this win over the Vikings in Horizon League action Thursday night at the Nutter Center.

The Raiders raced out to an early 10-point lead to open the contest as Erica Richardson posted five quick points in the first seven minutes. The Vikings, though, would cut the lead to 15-11 with 7:58 remaining on a Dominique Butler layup.

WSU, however, followed with that 20-7 run, six coming from Shey Peddy and five by LaShawna Thomas, to go up 35-18 at the break.

The Raiders shot 48 percent from the field overall in the first 20 minutes, including three of six from three-point range, while CSU hit for just 28 percent overall and was two of nine from behind the arc.

Wright State would build on its lead in the second half, pushing it to as much as 47-28 on a Richardson three-point play with 9:14 remaining.

That turned out to be the final basket of the game for the Raiders, however, as Cleveland State outscored WSU 15-4 the rest of the way.

Neither team shot the ball well in the second half as Wright State shot 23 percent to end up at 37 percent overall while the Vikings hit for 33 percent after halftime in finishing at 31 percent for the game. WSU led in points in the paint (26-16) and points off of turnovers (20-10).

Pacing the Raiders was Richardson who poured in 14 points, grabbed six rebounds and recorded three blocks in the contest. Whitney Lewis posted a near double-double as she grabbed nine rebounds and tallied 10 points.

Stephanie Crosley paced Cleveland State with a near double-double of 10 points and nine rebounds off the bench.

Cleveland State (14-9, 8-4)

No.	Name	f	Tot-FG			Rebounds			PF	TP	A	TO	BLK	S	MIN
			FG-FGA	3-Pt.	FT-FTA	OF	DE	TOT							
44	Butler	f	3-10	1-1	2-3	0	5	5	4	9	3	4	0	2	34
52	Hoying	f	1-5	0-3	0-2	2	2	4	2	2	1	0	0	0	20
4	A. Roque	g	1-4	1-4	0-0	0	1	1	3	3	2	4	0	1	40
22	Korth	g	3-6	2-4	0-0	0	7	7	5	8	5	2	0	1	35
23	Klein	g	2-7	1-3	2-2	1	2	3	4	7	2	7	0	0	26
14	Garland	g	1-7	0-1	2-4	3	1	4	0	4	0	2	0	2	19
25	Crosley	g	4-9	0-0	2-2	2	7	9	2	10	0	2	3	1	25
41	Hayes	g	0-1	0-1	0-0	0	0	0	0	0	0	0	0	0	1
Team						2	1	3							
Totals			15-49	5-17	8-13	10	26	36	20	43	13	21	3	7	200
Total FG			1st H: 7-25	28.0%	2nd H: 8-24	33.3%				Game: 30.6%					
3pt. FG			1st H: 2-9	22.2%	2nd H: 3-8	37.5%				Game: 29.4%					
FT throw			1st H: 2-3	66.7%	2nd H: 6-10	60.0%				Game: 61.5%					
Deadball Rebounds:					2										

Wright State (10-12, 7-4)

No.	Name	f	Tot-FG			Rebounds			PF	TP	A	TO	BLK	S	MIN
			FG-FGA	3-Pt.	FT-FTA	OF	DE	TOT							
21	Lewis	f	4-8	2-4	0-0	2	7	9	2	10	1	3	1	1	32
25	Richardson	f	3-7	0-0	8-11	3	3	6	2	14	0	3	3	1	26
3	Thomas	g	3-10	0-0	1-1	1	3	4	1	7	2	3	0	0	27
11	Peddy	g	4-11	0-4	0-2	1	3	4	2	8	4	2	0	1	32
23	Dixon	g	1-2	0-0	0-2	0	1	1	3	2	2	1	0	2	27
1	Lowe	g	0-0	0-0	0-0	0	0	0	0	0	0	0	0	0	2
10	Ward	g	1-6	1-2	2-2	0	2	2	0	5	1	3	0	4	20
14	Wyrick	g	0-1	0-0	0-0	0	0	0	0	0	0	0	0	0	2
20	Parrish	g	0-1	0-0	0-0	0	1	1	0	0	0	1	0	1	9
32	Scott	g	0-0	0-0	0-0	0	0	0	0	0	0	0	0	0	2
34	Crayton	g	2-3	0-0	1-2	1	2	3	4	5	0	1	0	0	10
55	Hall	g	0-0	0-0	0-0	1	2	3	3	0	0	0	0	0	11
Team						3	3								
Totals			18-49	3-10	12-20	9	27	36	19	51	10	19	4	10	200
Total FG			1st H: 13-27	48.1%	2nd H: 5-22	22.7%				Game: 36.7%					
3pt. FG			1st H: 3-6	50.0%	2nd H: 0-4	0.0%				Game: 30.0%					
FT throw			1st H: 6-10	60.0%	2nd H: 6-10	60.0%				Game: 60.0%					
Deadball Rebounds:					3										

Officials: Angie Enlund, Erika Herriman and Bob Enterline • Attendance: 293

Score by periods:	1st	2nd	Total
Cleveland State	18	25	43
Wright State	35	16	51

BASKETBALL

2007-08 Wright State Box Scores

GAME 23

YOUNGSTOWN STATE 66, WRIGHT STATE 58
February 16, 2008, Ervin J. Nutter Center

Wright State shot 46 percent for the game, but could not overcome nine three-pointers and 17 of 19 foul shooting by Youngstown State as the Penguins defeated the Raiders 66-58 at the Nutter Center Saturday afternoon.

Shey Peddy opened the scoring with a three from the right corner and WSU went up 7-6 on a fast-break layup from the freshman guard, but that turned out to be the final lead of the day for the Raiders as the Penguins scored 13 of the game's next 14 points, five coming from Heather Karner, to take a 19-8 advantage with 11:52 remaining in the first half.

Wright State cut the deficit to five twice over the remainder of the period, but YSU still held a 36-27 halftime advantage following two Lauren Branson foul shots with one second left.

The Raiders shot 48 percent in the opening 20 minutes, but the Penguins were even hotter as they hit for 52 percent, including five of six from three-point range.

Back-to-back LaShawna Thomas baskets drew Wright State to within seven at 46-39 with 14:30 left, but Youngstown State answered with consecutive threes from Branson to push the lead back into double figures.

A Karner triple gave the Penguins their largest lead at 59-42 with 6:36 to play, but Wright State followed with 10 straight points over a three-minute span, six by Thomas.

The Raiders then came as close as six on two different occasions, but could get no closer as Branson hit seven of eight foul shots to account for all of Youngstown State's scoring the final 6:36.

Peddy led the Raiders with 17 points and added five assists and five steals, while Thomas had 14, all but two in the second half. Whitney Lewis posted a double-double of 11 points and 13 rebounds.

Four starters scored in double figures for Youngstown State, paced by Karner's 19 to go with five assists. Branson had 17, including an 11 of 12 performance from the foul line, while Tiara Scott had 12 and Jessica Schloemp 10.

Youngstown State (12-12, 7-6)

No.	Name	Tot-FG FG-FGA	3-Pt. FG-FGA	FT-FTA	Rebounds			PF	TP	A	TO	BLK	S	MIN	
					OF	DE	TOT								
3	Schloemp	f	4-7	0-1	2-2	2	1	3	3	10	5	1	0	1	33
21	Scott	f	5-7	0-0	2-3	0	4	4	2	12	0	2	1	0	34
4	Branson	g	2-3	2-2	11-12	0	2	2	2	17	4	2	0	3	36
22	Karner	g	6-8	5-6	2-2	1	3	4	4	19	5	2	0	0	36
23	Vaughn	g	2-12	2-7	0-0	0	2	2	1	6	2	3	0	1	29
14	Gurganus		1-7	0-2	0-0	1	3	4	3	2	1	3	0	1	19
32	Pendleton		0-3	0-0	0-0	1	1	2	1	0	1	1	1	1	13
Team						3	2	5							
Totals			20-47	9-18	17-19	8	18	26	16	66	18	14	2	7	200
Total FG			1st H: 12-23	52.2%	2nd H: 8-24									Game: 42.6%	
3pt. FG			1st H: 5-6	83.3%	2nd H: 4-12									Game: 50.0%	
FT throw			1st H: 7-8	87.5%	2nd H: 10-11									Game: 89.5%	
Deadball Rebounds:		0													

Wright State (10-13, 7-5)

No.	Name	Tot-FG FG-FGA	3-Pt. FG-FGA	FT-FTA	Rebounds			PF	TP	A	TO	BLK	S	MIN	
					OF	DE	TOT								
21	Lewis	f	4-7	3-5	0-0	7	6	13	1	11	1	0	2	2	37
25	Richardson	f	2-6	0-0	2-4	1	2	3	2	6	1	2	1	0	23
3	Thomas	g	6-15	0-1	2-5	2	1	3	2	14	2	6	0	0	33
11	Peddy	g	7-14	1-5	2-2	0	2	2	3	17	5	3	1	5	38
23	Dixon	g	0-1	0-0	0-0	0	5	5	0	1	2	0	0	0	30
10	Ward	g	0-2	0-2	0-0	0	0	0	4	0	4	3	0	1	13
34	Crayton		3-5	0-0	0-3	4	2	6	0	6	0	2	0	0	19
55	Hall		2-2	0-0	0-0	1	0	1	1	4	0	0	0	0	7
Team						1	3	4							
Totals			24-52	4-13	6-14	16	21	37	18	58	14	18	4	8	200
Total FG			1st H: 12-25	48.0%	2nd H: 12-27									Game: 46.2%	
3pt. FG			1st H: 2-6	33.3%	2nd H: 2-7									Game: 30.8%	
FT throw			1st H: 1-5	20.0%	2nd H: 5-9									Game: 42.9%	
Deadball Rebounds:		2													

Officials: Rick Ratliff, Shannon Feck and Brad Maxey • Attendance: 354

Score by periods:	1st	2nd	Total
Youngstown State	36	30	66
Wright State	27	31	58

GAME 24

WRIGHT STATE 65, BUTLER 60
February 21, 2008, Indianapolis, IN

Wright State trailed by as much as 10 in the first half, by five at the break and again by five with 11:51 to play, but the Raiders outscored Butler 25-15 the rest of the way to pull out this decision Thursday night at Hinkle Fieldhouse.

LaShawna Thomas opened the scoring with a three, but that would be the only first-half lead WSU would have as Butler gradually built a 25-15 advantage at the 7:48 mark.

Shey Peddy, though, answered with a three of her own and another triple from Thomas allowed the Raiders to close the deficit to 27-24. The Bulldogs twice went back up seven in the closing minutes of the period, but a last-second jumper by Charne Dixon trimmed the Bulldog lead to 33-28 at the break.

Lade Akande gave the Bulldogs a 41-32 advantage with a layup at the 16:08 mark of the second half, but that turned out to be the last Butler basket for the next 12 minutes as the Raiders went up 46-45 on a Thomas layup with 7:07 left.

The Wright State edge seesawed between one and three until two free throw and a layup by Peddy made it 54-47 at the 5:08 mark. The Raiders still led by seven on a Sierra Crayton layup with 2:48 left, but Butler followed with an 8-2 run to close the deficit to 59-58, the final three coming on a Brittany Bowen three-point play with 42 seconds remaining.

The Raiders faced a shot clock violation on their next possession, but Kanisha Ward beat the buzzer as she drove along the left baseline and hit a short jumper inside the lane at the 11.9-second mark.

Candace Jones hit two foul shots with eight seconds left, but Ward sealed the victory with two free throws at the 5.8-second mark and two more with 2.5 seconds remaining following a Butler turnover.

Thomas led the Raiders with 20 points, tying her season high, while Peddy added 18. Crayton added eight off the bench with Ward scoring six of her seven in the final 11.6 seconds to go along with six assists.

Wright State (11-13, 8-5)

No.	Name	Tot-FG FG-FGA	3-Pt. FG-FGA	FT-FTA	Rebounds			PF	TP	A	TO	BLK	S	MIN	
					OF	DE	TOT								
21	Lewis	f	2-5	0-3	0-1	2	5	7	3	4	2	1	0	2	38
25	Richardson	f	2-2	0-0	0-1	1	2	3	4	4	0	2	0	2	18
3	Thomas	g	8-13	2-2	2-4	0	2	2	2	20	0	3	0	1	35
11	Peddy	g	6-9	1-1	5-6	2	4	6	4	18	2	2	1	3	34
23	Dixon	g	2-2	0-0	0-0	0	2	2	4	4	1	7	0	1	20
10	Ward	g	1-4	0-2	5-6	0	2	2	2	7	6	3	0	1	29
34	Crayton		3-7	0-0	2-3	2	3	5	4	8	0	2	0	0	21
55	Hall		0-0	0-0	0-0	0	1	1	2	0	0	0	0	0	5
Team						1	1	1							
Totals			24-42	3-8	14-21	7	22	29	25	65	11	21	1	10	200
Total FG			1st H: 12-22	54.5%	2nd H: 12-20									Game: 57.1%	
3pt. FG			1st H: 3-5	60.0%	2nd H: 0-3									Game: 37.5%	
FT throw			1st H: 1-3	33.3%	2nd H: 13-18									Game: 66.7%	
Deadball Rebounds:		2													

Butler (16-9, 6-8)

No.	Name	Tot-FG FG-FGA	3-Pt. FG-FGA	FT-FTA	Rebounds			PF	TP	A	TO	BLK	S	MIN	
					OF	DE	TOT								
30	Lester	f	1-5	1-3	0-0	0	2	2	1	3	1	3	0	0	27
55	Akande	c	8-12	0-0	6-9	3	2	5	3	22	0	0	0	0	27
10	Bowen	g	3-8	2-5	1-1	3	2	5	4	9	0	2	0	1	21
21	Brown	g	0-8	0-4	6-8	2	2	4	4	6	4	4	0	6	38
23	Bass	g	2-7	0-0	1-1	1	0	1	2	5	1	3	0	4	33
4	Jones		1-3	1-1	2-2	0	2	2	3	5	5	3	0	1	19
12	Burns		0-0	0-0	0-0	0	0	0	0	0	0	0	0	0	2
20	Freeman		1-3	0-2	2-2	0	1	1	2	4	0	0	0	0	10
22	Bain		3-3	0-0	0-1	2	1	3	0	6	0	0	0	0	16
32	Hamilton		0-1	0-0	0-0	0	0	0	0	0	0	0	0	0	7
Team						2	4	6							
Totals			19-50	4-15	18-24	13	16	29	19	60	11	16	0	12	200
Total FG			1st H: 13-28	46.4%	2nd H: 6-22									Game: 38.0%	
3pt. FG			1st H: 4-11	36.4%	2nd H: 0-4									Game: 26.7%	
FT throw			1st H: 3-4	75.0%	2nd H: 15-20									Game: 75.0%	
Deadball Rebounds:		2													

Officials: Don Green, Kelly Dennis and Andrew Bills • Attendance: 204

Score by periods:	1st	2nd	Total
Wright State	28	37	65
Butler	33	27	60





RAIDER

2007-08 Wright State Box Scores

GAME 25

WRIGHT STATE 75, VALPARAISO 64
February 23, 2008, Valparaiso, IN

Wright State shot 70 percent in the first half in building a 15-point halftime lead, but had to hold off a late Valparaiso rally before defeating the Crusaders 75-64 in Horizon League action at the Athletic-Recreation Center Saturday afternoon.

Valparaiso went up 8-5 on a Whitney Farris layup at the 16:41 mark of the first half, but that turned out to be the final lead of the night for the Crusaders as Wright State followed with eight straight points and a 21-4 run overall over the next seven minutes, a streak that saw seven different Raiders score.

The Crusaders closed the margin to 10 on three separate occasions over the rest of the half, but WSU scored the final four points on two Kanisha Ward foul shots and a Shey Peddy layup to take its biggest lead of the game at 38-23 heading into halftime.

The Raider margin was still 15 at 60-45 following a Whitney Lewis three with seven minutes to play, but Valparaiso followed with a 14-2 run over the next 3:36 to make it 62-59 with 3:24 left.

A putback by Lewis and two Ward free throws, however, stemmed the tide and despite the Crusaders cutting the deficit to 66-62 at the 1:05 mark, Valparaiso would get no closer as the Raiders hit nine of 10 foul shots the rest of the way.

Wright State shot 48 percent in the second half to finish at 58 percent overall while Valpo was at 35 percent. Both teams had big days at the foul line as the Raiders ended up 22 of 33 while the Crusaders were 29 of 35.

Five Wright State players finished in double figures, led by Lewis with 16 and Peddy with 15. Ward added 12 off the bench while LaShawna Thomas had 11 as did Charne Dixon, marking a career high for the sophomore guard.

Launa Hochstetler led Valparaiso with 17, while Agnieszka Kulaga had 12 and Aimee Litka 10.

Wright State (12-13, 9-5)

No.	Name	f	Tot-FG			Rebounds			PF	TP	A	TO	BLK	S	MIN																										
			FG-FGA	3-Pt.	FT-FTA	OF	DE	TOT																																	
21	Lewis	f	6-7	2-2	2-2	0	2	2	3	16	0	2	0	0	32																										
25	Richardson	f	1-1	0-0	1-2	1	4	5	5	3	2	5	0	0	16																										
3	Thomas	g	4-9	0-1	3-6	1	6	7	4	11	0	3	0	0	32																										
11	Peddy	g	4-7	0-2	7-9	0	4	4	4	15	3	2	0	1	32																										
23	Dixon	g	5-6	0-1	1-4	0	3	3	5	11	3	0	0	2	28																										
10	Ward	g	3-7	1-4	5-7	0	0	0	2	12	1	3	0	2	26																										
34	Crayton	g	1-4	0-0	2-2	2	5	7	2	4	1	3	0	1	22																										
55	Hall	g	1-2	0-0	1-1	1	1	2	1	3	0	1	0	2	12																										
Team						3			3			6																													
Totals			25-43			3-10			22-33			8			28			36			26			75			10			19			0			8			200		
Total FG			1st H: 14-20			70.0%			2nd H: 11-23			47.8%			Game: 58.1%																										
3pt. FG			1st H: 2-5			40.0%			2nd H: 1-5			20.0%			Game: 30.0%																										
FThrow			1st H: 8-11			72.7%			2nd H: 14-22			63.6%			Game: 66.7%																										
Deadball Rebounds:			4																																						

Valparaiso (12-14, 7-8)

No.	Name	f	Tot-FG			Rebounds			PF	TP	A	TO	BLK	S	MIN																										
			FG-FGA	3-Pt.	FT-FTA	OF	DE	TOT																																	
20	Peller	f	1-1	0-0	0-0	0	1	1	0	2	0	2	0	4	9																										
31	Litka	f	3-13	0-7	4-4	1	3	4	3	10	1	0	0	1	30																										
32	Ott	f	0-2	0-1	0-0	1	2	3	2	0	0	1	0	0	24																										
11	Kulaga	g	3-9	0-0	6-8	1	0	1	1	12	1	4	0	1	39																										
14	Hochstetler, La.	g	3-9	1-3	10-11	0	3	3	5	17	5	0	0	0	36																										
00	Helenius	g	1-1	0-0	2-2	0	0	0	1	4	0	1	0	0	10																										
12	Hochstetler, Le.	g	0-1	0-1	0-0	0	0	0	1	0	0	0	0	1	5																										
25	Farris	g	2-4	0-0	5-5	0	2	2	4	9	2	2	0	1	20																										
33	Emig	g	3-6	0-0	0-2	3	0	3	1	6	0	0	0	1	16																										
41	Vamer	g	1-2	0-0	2-3	1	3	4	5	4	1	1	1	11																											
Team						2			2			2																													
Totals			17-48			1-12			29-35			7			16			23			23			64			10			11			1			10			200		
Total FG			1st H: 9-25			36.0%			2nd H: 8-23			34.8%			Game: 35.4%																										
3pt. FG			1st H: 1-8			12.5%			2nd H: 0-4			0.0%			Game: 8.3%																										
FThrow			1st H: 4-8			50.0%			2nd H: 25-27			92.6%			Game: 82.9%																										
Deadball Rebounds:			2																																						
Officials: John Whitson, Tim Daley and Mark Berger • Attendance: 587																																									
Score by periods:			1st			2nd			Total																																
Wright State			38			37			75																																
Valparaiso			23			41			64																																

GAME 26

WRIGHT STATE 64, LOYOLA 57
February 28, 2008, Ervin J. Nutter Center

Wright State trailed by one at the half, but scored the first four points of the second half to take the lead for good and then held on down the stretch at the Nutter Center Thursday night.

Baskets by Shey Peddy and LaShawna Thomas opened the scoring and Thomas extended the Raider lead to 13-5 at the 11:01 mark with a layup and a three. Loyola, though, followed with a 13-3 run, including two threes from Maggie McCloskey and one by Jessica Hylton, to take the lead for the first time at 18-16 with 7:35 remaining in the first half.

The Ramblers eventually went up 27-22 on a Brittany Boeke layup, but layups from Peddy and Charne Dixon in the closing seconds trimmed the deficit to one at the break.

Wright State shot 38 percent from the field in the first half compared to Loyola's 35 percent.

After an Erica Richardson free throw tied the game, WSU went in front to stay on a Whitney Lewis three 1:32 into the second half. The Raiders, though, could not manage more than a six-point advantage over the next 16 minutes until a Peddy jumper made it 59-51 with 2:39 left.

Two Keisha Collins layups cut the margin to 61-57 at the 1:22 mark, but Loyola would go scoreless the rest of the way as Peddy hit three of four foul shots in the final minute to round out the scoring.

Both teams shot well the final 20 minutes as Loyola hit for 54 percent and Wright State 58 percent, but the Raiders also made 15 of 23 at the line to just two for two for the Ramblers.

Thomas paced all scorers with a season-high 24 points, 14 of those coming in the first half, as she hit 11 of 13 shots on the night. Peddy added 21, 17 after halftime, as she made 11 of 12 foul shots and added six assists.

Collins led Loyola with 15 points, 11 in the second half, while Cierra Thurman had 12 off the bench and Boeke 10.

Loyola (6-20, 4-11)

No.	Name	f	Tot-FG			Rebounds			PF	TP	A	TO	BLK	S	MIN																										
			FG-FGA	3-Pt.	FT-FTA	OF	DE	TOT																																	
00	VanBogaert	f	0-1	0-0	0-0	1	2	3	1	0	0	3	0	0	15																										
55	Boeke	f	4-8	0-0	2-2	0	3	3	3	10	1	3	0	1	25																										
1	Collins	g	5-9	1-1	4-6	0	4	4	3	15	4	5	0	1	33																										
12	McCloskey	g	2-8	2-6	0-0	0	2	2	2	6	3	2	0	0	33																										
32	Hylton	g	3-8	2-6	1-2	1	6	7	3	9	4	4	0	1	38																										
11	Finnegan	g	2-4	0-0	1-2	2	3	5	3	5	0	2	0	0	22																										
22	Randle	g	0-1	0-0	0-0	0	0	0	1	0	0	1	0	0	9																										
25	Thurman	g	4-5	0-0	4-4	1	4	5	2	12	1	0	0	0	18																										
33	Marshall	g	0-0	0-0	0-0	0	0	0	1	0	0	2	0	0	7																										
Team						1			2			1																													
Totals			20-44			5-13			12-16			6			25			31			19			57			13			23			0			3			200		
Total FG			1st H: 7-20			35.0%			2nd H: 13-24			54.2%			Game: 45.5%																										
3pt. FG			1st H: 3-7			42.9%			2nd H: 2-6			33.3%			Game: 38.5%																										
FThrow			1st H: 10-14			71.4%			2nd H: 2-2			100%			Game: 75.0%																										
Deadball Rebounds:			3																																						

Wright State (13-13, 10-5)

No.	Name	f	Tot-FG			Rebounds			PF	TP	A	TO	BLK	S	MIN																										
			FG-FGA	3-Pt.	FT-FTA	OF	DE	TOT																																	
21	Lewis	f	1-10	1-6	3-4	1	2	3	1	6	0	0	1	2	34																										
25	Richardson	f	2-3	0-0	1-3	1	3	4	3	5	0	3	0	0	16																										
3	Thomas	g	11-13	2-3	0-0	1	2	3	3	24	1	3	0	1	26																										
11	Peddy	g	5-8	0-1	11-12	0	3	3	2	21	6	0	0	3	35																										
23	Dixon	g	1-2	0-0	0-2	2	3	5	2	2	4	2	0	0	32																										
10	Ward	g	0-3	0-0	0-0	0	1	1	1	0	3	2	0	0	23																										
32	Scott	g	1-2	0-0	0-0	1	0	1	0	2	0	0	0	0	2																										
34	Crayton	g	1-5	0-0	2-4	2	3	5	3	4	0	4	0	2	19																										
55	Hall	g	0-2	0-1	0-2	0	3	3	0	0	0	1	0	1	13																										
Team						1			1			2																													
Totals			22-48			3-14			17-27			8			21			29			15			64			14			17			1			15			200		
Total FG			1st H: 11-29			37.9%			2nd H: 11-19			57.9%			Game: 45.8%																										
3pt. FG			1st H: 2-9			22.2%			2nd H: 1-5			20.0%			Game: 21.4%																										
FThrow			1st H: 2-4			50.0%			2nd H: 15-23			65.2%			Game: 63.0%																										
Deadball Rebounds:			3																																						
Officials: Carol Comanita, Don Green and Bill Bryant • Attendance: 317																																									
Score by periods:			1st			2nd			Total																																
Loyola			27			30			57																																
Wright State			26			38			64																																

2007-08 Wright State Box Scores

GAME 27

WRIGHT STATE 56, UIC 48

March 1, 2008, Ervin J. Nutter Center

Wright State closed out the first half with a 15-0 run to go up 11 at the break, but had to hold off a UIC comeback attempt in the second half before defeating the Flames at the Nutter Center Saturday afternoon.

UIC hit 10 of its first 11 shots from the field over an 11-minute span, but only held a 21-18 advantage. The Flames went up 23-19 on a Taylor Manley jumper with 7:06 remaining, but it was all Wright State the rest of the half as the Raiders scored the final 15 points, five coming from Whitney Lewis, to make it 34-23 at the break.

After hitting 10 of their first 11, the Flames hit just one of 15 the rest of the half in shooting 42 percent while Wright State was at 44 percent.

The Flames cut the deficit to 38-36 on two Nicole Rinaldi foul shots with 11:16 remaining, but the Raiders responded with a Kanisha Ward three and two foul shots from Sierra Crayton.

UIC again rallied, this time to 43-42 after a Taylor Manley jumper at the 6:44 mark, but again Wright State would have an answer, this time a 10-0 run over the next three minutes, including two baskets from Crayton.

The Flames would get no closer than five the rest of the way as two foul shots by Shey Paddy and one from Crayton rounded out the scoring.

Paddy led the Raiders with a near double-double of 13 points and nine rebounds and also added five steals, while Thomas added 10 points along with six assists. Crayton also nearly had a double-double as she had 10 points and nine boards. Erica Richardson chipped in nine points and six rebounds off the bench.

Miller paced all scorers with 16 for UIC, but no other Flame managed more than eight.

UIC (9-18, 5-11)

No.	Name	f/c/g	Tot-FG		3-Pt.	FT-FTA	Rebounds			PF	TP	A	TO	BLK	S	MIN
			FG-FGA	FG-FGA			OF	DE	TOT							
21	Johnson	f	2-4	0-0	0-0	1	5	6	1	4	0	2	1	0	18	
30	Grobbecker	c	1-1	0-0	0-1	1	7	8	3	2	0	2	1	0	28	
3	Miller	g	8-19	0-5	0-0	4	2	6	2	16	3	7	0	4	35	
12	Hinkle	g	2-9	0-0	0-0	0	0	0	4	4	2	5	1	0	33	
23	Manley	g	4-11	0-2	0-0	0	1	1	1	8	3	2	0	0	28	
1	Sadler	g	2-4	1-3	2-2	2	4	6	4	7	3	1	0	2	17	
11	Tomzick	g	0-1	0-1	1-2	0	0	0	1	1	0	1	0	0	11	
22	Hutchens	g	1-5	0-0	0-0	1	3	4	1	2	2	2	0	2	15	
35	Hluska	g	1-1	0-0	0-0	0	1	1	1	2	0	2	0	0	3	
44	Petrinec	g	0-0	0-0	0-0	0	0	0	0	0	0	0	0	0	2	
54	Rinaldi	g	0-0	0-0	2-2	0	0	0	0	2	0	0	0	0	10	
Team						2	2	2								
Totals			21-55	1-11	5-7	9	25	34	18	48	13	24	3	8	200	
Total FG	1st H: 11-26	42.3%	2nd H: 10-29	34.5%												
3pt. FG	1st H: 1-5	20.0%	2nd H: 0-6	0.0%												
FThrow	1st H: 0-0	0.0%	2nd H: 5-7	71.4%												
Deadball Rebounds:																

Wright State (14-13, 11-5)

No.	Name	f/c/g	Tot-FG		3-Pt.	FT-FTA	Rebounds			PF	TP	A	TO	BLK	S	MIN
			FG-FGA	FG-FGA			OF	DE	TOT							
13	Duncan	f	0-0	0-0	0-0	0	0	0	0	0	0	0	0	0	1	
21	Lewis	f	3-5	1-1	0-1	5	4	9	2	7	1	3	0	2	32	
34	Crayton	f	3-7	0-0	4-6	5	4	9	4	10	0	2	1	1	23	
3	Thomas	g	3-13	0-1	4-8	1	2	3	1	10	6	3	0	2	32	
11	Paddy	g	3-14	0-4	7-9	1	8	9	0	13	2	4	0	5	31	
10	Ward	g	2-7	2-6	1-2	0	1	1	1	7	1	2	0	4	25	
23	Dixon	g	0-2	0-0	0-0	4	1	5	1	0	0	2	0	1	27	
25	Richardson	g	4-7	0-0	1-2	2	4	6	2	9	0	4	0	0	21	
32	Scott	g	0-0	0-0	0-0	0	0	0	0	0	0	1	0	0	1	
55	Hall	g	0-1	0-0	0-0	0	0	0	1	0	1	1	0	0	7	
Team						2	2	4								
Totals			18-56	3-12	17-28	20	26	46	12	56	11	23	1	15	200	
Total FG	1st H: 14-32	43.8%	2nd H: 4-24	16.7%												
3pt. FG	1st H: 2-7	28.6%	2nd H: 1-5	20.0%												
FThrow	1st H: 4-8	50.0%	2nd H: 13-20	65.0%												
Deadball Rebounds:																
Officials:	Jim Vastine, Alycia Dukas and Todd Moistner														Attendance: 421	
Score by periods:	1st	2nd	OT	Total												
UIC	23	25	48													
Wright State	34	22	56													

GAME 28

GREEN BAY 78, WRIGHT STATE 73 (OT)

March 6, 2008, Green Bay, WI

Wright State led by seven with 5:20 to go in regulation, but Green Bay rallied to force the game into overtime and then took control in the extra period as the Phoenix defeated the Raiders at the Kress Center Thursday night.

The Raiders went in front 28-27 on an Erica Richardson jumper with 3:04 remaining in the first half, only to see Green Bay close the period with a 10-2 run, four each from Lavessa Glover and Kayla Groh, to take a 37-30 lead at the break.

Three straight triples from Whitney Lewis tied the game at 39 three minutes into the second half and another triple from Lewis put WSU up 48-44 at the 14:55 mark.

Wright State later extended its lead to 53-48 on two Shey Paddy foul shots with 13:01 remaining, but back came the Phoenix with a 9-3 burst over the next four minutes to regain the advantage at 57-56.

Paddy, though, followed with eight unanswered points of her own on a layup and a pair of threes to make it 64-57 with 5:20 left in regulation.

Green Bay again would rally to go up 67-66 with a Glover jumper with 1:59 remaining, but Richardson tied the game by hitting the first of two foul shots at the 51.3 mark.

Richardson, though, missed the second and the game headed into overtime as the Phoenix missed a three on its next possession and the Raiders could not convert on a one-and-one attempt or a jumper in the closing seconds.

The two teams exchanged scores in overtime until Glover put Green Bay up for good at 73-71 on a jumper with 2:23 left. A steal resulted in two Rachel Porath free throws and Wright State would get no closer than five the rest of the way.

Paddy led the Raiders with 24 points, 15 coming in the second half, while Lewis added 20, all but three in the second half. LaShawna Thomas chipped in 11 while Charne Dixon had eight points and six assists. The 11 threes by WSU threes tied a school record as WSU hit 11 at Loyola on February 28, 1996.

Wright State (14-14, 11-6)

No.	Name	f/c/g	Tot-FG		3-Pt.	FT-FTA	Rebounds			PF	TP	A	TO	BLK	S	MIN
			FG-FGA	FG-FGA			OF	DE	TOT							
21	Lewis	f	7-9	6-7	0-1	2	4	6	1	20	1	1	1	2	41	
25	Richardson	f	2-4	0-0	1-3	2	2	4	1	5	1	1	0	2	32	
3	Thomas	g	5-13	1-3	0-0	0	2	2	4	11	0	7	0	1	35	
11	Paddy	g	8-15	4-7	4-4	1	1	2	2	24	2	8	0	5	40	
23	Dixon	g	4-6	0-0	0-0	0	2	2	5	8	6	3	1	2	32	
10	Ward	g	0-3	0-2	0-0	0	1	1	0	0	4	5	0	1	21	
34	Crayton	g	1-1	0-0	1-4	4	1	5	3	3	0	3	0	5	15	
55	Hall	g	1-1	0-0	0-0	2	1	3	0	2	0	3	0	0	9	
Team						2	1	3								
Totals			28-52	11-19	6-12	13	15	28	16	73	14	31	2	18	225	
Total FG	1st H: 13-22	59.1%	2nd H: 12-22	54.5%												
3pt. FG	1st H: 3-6	50.0%	2nd H: 8-10	80.0%												
FThrow	1st H: 1-2	50.0%	2nd H: 5-8	62.5%												
Deadball Rebounds:																

Green Bay (24-4, 16-1)

No.	Name	f/c/g	Tot-FG		3-Pt.	FT-FTA	Rebounds			PF	TP	A	TO	BLK	S	MIN
			FG-FGA	FG-FGA			OF	DE	TOT							
25	Templin	f	1-4	0-0	0-0	1	3	4	5	2	0	1	0	0	25	
5	Glover	c	17-21	0-0	0-0	3	3	6	3	34	1	3	1	1	42	
1	Harty	g	1-3	0-0	7-8	0	1	1	2	9	4	4	0	5	37	
11	Groh	g	6-11	0-1	5-6	3	4	7	0	17	4	4	0	2	41	
30	Porath	g	5-11	1-4	3-4	0	4	4	3	14	6	4	0	7	43	
4	Hoewisch	g	0-1	0-0	0-0	1	0	1	0	0	4	3	0	3	19	
24	Golden	g	0-0	0-0	0-0	0	0	0	0	0	0	1	0	1	6	
42	Tetschlag	g	1-2	0-1	0-0	1	0	1	1	2	0	3	0	1	12	
Team						1	1	1								
Totals			31-53	1-6	15-18	10	15	25	14	78	19	23	1	20	225	
Total FG	1st H: 15-23	65.2%	2nd H: 12-26	46.2%												
3pt. FG	1st H: 0-1	0.0%	2nd H: 1-5	20.0%												
FThrow	1st H: 7-8	87.5%	2nd H: 5-6	83.3%												
Deadball Rebounds:																
Officials:	Marvin Sykes, Jeff Cross and Brian Kenney														Attendance: 2185	
Score by periods:	1st	2nd	OT	Total												
Wright State	30	37	6	73												
Green Bay	37	30	11	78												



RAIDER

2007-08 Wright State Box Scores

GAME 29

MILWAUKEE 67, WRIGHT STATE 54
March 8, 2008, Milwaukee, WI

Wright State trailed by just four at the half, but could not overcome a 64 percent shooting day by Milwaukee as the Panthers defeated the Raiders in the regular-season finale for both teams Saturday afternoon at the Klotsche Center.

WSU jumped out to a 13-7 advantage following a Shey Peddy layup with 13:26 remaining in the first half, only to see Milwaukee respond with a 10-3 burst over the next three minutes to regain the lead. Wright State went back up four on a Sierra Crayton layup, but the Panthers scored 10 of the next 12 points and maintained that four-point margin into the halftime break at 34-30.

Milwaukee shot 68 percent from the field in the first half compared to 45 percent for the Raiders.

A Peddy three drew Wright State to within three at 38-35 four minutes into the second half, but the Panthers put the game out of reach by scoring the next 16 points.

The Panthers finished at 64 percent for the game while Wright State was at 40 percent. Milwaukee also led 40-30 in points in the paint and made 10 of 19 foul shots compared to just five of six for the Raiders. WSU forced 23 turnovers while committing 18, but it was UWM that held a 23-22 advantage in points off of turnovers.

Peddy led all scorers with 18 for the Raiders and added seven steals, five rebounds and four assists. LaShawna Thomas added 13 while Crayton chipped in nine off the bench.

Traci Edwards paced the Panthers with 17 points while Jenilee Klomstad added 15 off the bench as she hit all seven field goal attempts.

Wright State (14-15, 11-7)

No.	Name	f	Tot-FG			3-Pt.			Rebounds			PF	TP	A	TO	BLK	S	MIN
			FG-FGA	FG-FGA	FT-FTA	OF	DE	TOT	OF	DE	TOT							
21	Lewis	f	2-5	1-2	0-0	1	0	1	3	5	0	0	0	0	3	25		
25	Richardson	f	0-0	0-0	2-2	1	4	5	3	2	0	3	0	0	15			
3	Thomas	g	6-19	1-3	0-0	0	1	1	2	13	3	3	0	1	32			
11	Peddy	g	7-15	2-5	2-2	1	4	5	3	18	4	2	1	7	34			
23	Dixon	g	1-4	0-0	0-0	1	1	2	2	2	3	3	0	5	32			
10	Ward	g	1-4	1-2	0-0	0	0	0	0	3	1	3	0	2	24			
32	Scott	g	0-0	0-0	0-0	0	0	0	1	0	0	0	0	0	1			
34	Crayton	g	4-4	0-0	1-2	1	1	2	3	9	1	3	1	1	23			
55	Hall	g	1-4	0-0	0-0	0	2	2	2	2	1	1	0	0	14			
Team						2			1			3						
Totals			22-55	5-12	5-6	7	14	21	19	54	13	18	2	19	200			
Total FG			1st H: 13-29	44.8%	2nd H: 9-26	34.6%			Game: 40.0%									
3pt. FG			1st H: 2-4	50.0%	2nd H: 3-8	37.5%			Game: 41.7%									
FThrow			1st H: 2-3	66.7%	2nd H: 3-3	100%			Game: 83.3%									
Deadball Rebounds: 1																		

Milwaukee (16-13, 11-7)

No.	Name	f	Tot-FG			3-Pt.			Rebounds			PF	TP	A	TO	BLK	S	MIN
			FG-FGA	FG-FGA	FT-FTA	OF	DE	TOT	OF	DE	TOT							
45	Rote	f	2-9	0-3	1-3	0	4	4	2	5	2	7	0	3	27			
54	Edwards	c	5-8	0-0	7-8	0	5	5	1	17	1	1	1	4	33			
5	McClain	g	4-5	1-1	0-0	0	2	2	2	9	5	4	0	2	33			
22	Barnes	g	2-3	1-1	0-0	1	1	2	3	5	5	3	0	1	21			
23	Onson	g	1-2	1-2	0-0	1	4	5	2	3	0	3	0	1	27			
3	Crumble	g	4-6	0-0	1-4	0	3	3	0	9	3	1	0	2	25			
11	Laur	g	2-2	0-0	0-0	0	0	0	1	4	0	1	0	0	8			
14	Schell	g	0-0	0-0	0-0	0	0	0	0	0	0	0	0	0	2			
21	Markert	g	0-0	0-0	0-0	0	0	0	0	0	0	0	0	0	1			
32	Williams	g	0-0	0-0	0-0	0	0	0	0	0	0	0	0	0	4			
41	Hickman	g	0-0	0-0	0-0	0	0	0	0	0	0	0	0	0	4			
43	Klomstad	g	7-7	0-0	1-4	1	4	5	1	15	0	3	1	1	23			
Team						2			3			5						
Totals			28-58	10-15	7-12	12	25	37	17	73	18	18	6	11	200			
Total FG			1st H: 13-19	68.4%	2nd H: 14-23	60.9%			Game: 64.3%									
3pt. FG			1st H: 2-3	66.7%	2nd H: 1-4	25.0%			Game: 42.9%									
FThrow			1st H: 6-12	50.0%	2nd H: 4-7	57.1%			Game: 52.6%									
Deadball Rebounds: 5																		

Officials: Scott Doberstein, Todd Klapatoukas and Candice Daniel • Attendance: 543

Score by periods:	1st	2nd	Total
Wright State	30	24	54
Milwaukee	34	33	67

GAME 30

WRIGHT STATE 69, YOUNGSTOWN STATE 60
March 12, 2008, Ervin J. Nutter Center

Wright State shot 58 percent in the first half and had four players score in double figures as the Raiders defeated the Penguins in Horizon League quarterfinal action at the Nutter Center Wednesday night.

The WSU lead was just 12-11 nine minutes into the game until the Raiders scored eight straight points, including back-to-back threes from Whitney Lewis. A Heather Karner triple made it 25-20 with 6:27 remaining in the half, but two Shey Peddy foul shots and a jumper from the freshman guard pushed the margin up to 11 before Wright State took a 37-29 lead into the break.

WSU gradually extended the lead to 49-33 following a Peddy three-pointer at the 12:38 mark, only to see the Penguins close the gap to 50-42 after a Velissa Vaughn free throw with 8:56 left.

Back-to-back Karner threes again made it an eight-point game at 56-48 with 6:45 remaining, but Kanisha Ward responded on Wright State's next possession by banking in a three just before the shot clock expired.

Two foul shots and a layup by Erica Richardson made it 63-48 and the Raiders maintained a double-digit lead the rest of the way until two Toni Roscoe free throws rounded out the scoring.

Peddy paced all scorers with 26 for the Raiders as she hit 10 of 13 shots, including four of five from three-point range. Lewis and LaShawna Thomas each had 10 points and seven rebounds, with Thomas adding five assists, while Sierra Crayton also had 10 off the bench.

Youngstown State (14-17)

No.	Name	f	Tot-FG			3-Pt.			Rebounds			PF	TP	A	TO	BLK	S	MIN
			FG-FGA	FG-FGA	FT-FTA	OF	DE	TOT	OF	DE	TOT							
3	Schloemp	f	1-4	0-1	0-0	2	6	8	1	2	2	3	0	2	28			
21	Scott	f	6-9	0-0	6-6	6	4	10	3	18	0	3	1	1	34			
4	Branson	g	3-6	2-4	2-2	2	3	5	3	10	6	5	0	1	37			
22	Karner	g	5-17	4-11	1-2	1	2	3	3	15	1	1	0	0	34			
23	Vaughn	g	0-4	0-0	1-2	0	1	1	2	1	2	4	0	0	21			
14	Gurganus	g	0-0	0-0	0-0	0	0	0	0	0	0	0	0	0	6			
31	Roscoe	g	3-8	3-6	2-2	0	1	1	0	11	1	1	0	0	22			
32	Pendleton	g	1-6	0-0	1-1	1	0	1	2	3	0	2	1	0	16			
42	LaFleur	g	0-0	0-0	0-0	0	1	1	0	0	0	0	0	0	1			
50	Lyons	g	0-0	0-0	0-0	0	0	0	0	0	0	0	0	0	1			
Team						2			4			6						
Totals			19-54	9-22	13-15	14	22	36	14	60	12	20	2	4	200			
Total FG			1st H: 10-28	35.7%	2nd H: 9-26	34.6%			Game: 35.2%									
3pt. FG			1st H: 5-10	50.0%	2nd H: 4-12	33.3%			Game: 40.9%									
FThrow			1st H: 4-5	80.0%	2nd H: 9-10	90.0%			Game: 86.7%									
Deadball Rebounds: 2																		

Wright State (15-15)

No.	Name	f	Tot-FG			3-Pt.			Rebounds			PF	TP	A	TO	BLK	S	MIN
			FG-FGA	FG-FGA	FT-FTA	OF	DE	TOT	OF	DE	TOT							
21	Lewis	f	4-7	2-5	0-0	2	5	7	3	10	2	0	3	2	33			
25	Richardson	f	1-3	0-0	2-2	0	2	2	2	4	0	2	0	0	19			
3	Thomas	g	4-12	0-1	2-4	3	4	7	0	10	5	1	0	2	29			
10	Ward	g	2-5	1-4	0-0	0	2	2	2	5	3	0	0	1	26			
23	Dixon	g	1-3	0-0	2-4	1	4	5	4	4	4	5	0	1	28			
11	Peddy	g	10-13	4-5	2-5	0	0	0	3	26	1	3	0	1	29			
13	Duncan	g	0-0	0-0	0-0	0	0	0	0	0	0	0	0	0	1			
34	Crayton	g	4-10	0-0	2-2	2	1	3	3	10	2	1	0	1	18			
55	Hall	g	0-3	0-0	0-0	1	3	4	1	0	1	1	0	0	17			
Team						3			3			1						
Totals			26-56	7-15	10-17	12	21	33	18	69	18	14	3	8	200			
Total FG			1st H: 15-26	57.7%	2nd H: 11-30	36.7%			Game: 46.4%									
3pt. FG			1st H: 4-7	57.1%	2nd H: 3-8	37.5%			Game: 46.7%									
FThrow			1st H: 3-7	42.9%	2nd H: 7-10	70.0%			Game: 58.8%									
Deadball Rebounds: 3																		

Officials: Laura Morris, David Stewart and Cameron Inouye • Attendance: 379

Score by periods:	1st	2nd	Total
Youngstown State	29	31	60
Wright State	37	32	69

BASKETBALL

2007-08 Wright State Box Scores

GAME 31

WRIGHT STATE 57, MILWAUKEE 55
March 14, 2008, Green Bay, WI

Wright State trailed by as much as 10 early in the second half, but the Raiders responded with a 30-13 run and held on in the Horizon League semifinals in Green Bay Friday night.

WSU led 12-8 after an Erica Richardson jumper with 12:34 remaining in the first half, but Milwaukee regained the lead with eight straight points. The Raiders went back ahead 17-16 on a Shey Peddy three at the 5:45 mark, only to see the Panthers close the period with a 10-4 run, all coming from Traci Edwards, to take a 26-21 advantage into the break.

Richardson opened the second half with a layup, but the Panthers followed with seven unanswered points, including four more by Edwards, in building their biggest lead of the night at 33-23 with 16:37 remaining.

Milwaukee still led 38-31 until eight consecutive Wright State points, capped off by a Charne Dixon layup, gave the Raiders the lead back at 39-38 at the 7:04 mark. Two Edwards foul shots tied the game at 46 with 2:38 left, but WSU looked to be in command as four Peddy foul shots along with a Whitney Lewis three made it 53-46 with 57.5 seconds remaining.

Edwards cut the margin to one with a three-point play at the 8.2-second mark, but LaShawna Thomas hit two free throws with 6.4 seconds left to put the Raiders up 57-54.

McClain made the first of two foul shots with 1.5 seconds left and intentionally missed the second in an attempt to give the Panthers a chance to tie the game, but Lewis came up with the defensive rebound as time expired.

The win marked the first time that the Raiders have ever won in the city of Green Bay in 24 tries. WSU is 0-19 against the Phoenix in Green Bay all-time and had lost four tournament games there before Friday night.

Peddy paced the Raiders with 16 points and added six rebounds and six assists, while Crayton had 12 points and eight boards off the bench, with all 12 points and five rebounds coming in the second half. Richardson also had 12 points.

Milwaukee (17-14)

No.	Name	Pos	Tot-FG			Rebounds			PF	TP	A	TO	BLK	S	MIN
			FG-FGA	3-Pt.	FT-FTA	OF	DE	TOT							
45	Rote	f	2-5	2-5	2-2	0	0	0	1	8	1	3	0	0	25
54	Edwards	c	7-11	0-0	11-11	0	5	5	3	25	0	7	1	1	33
5	McClain	g	1-4	1-2	3-4	0	2	2	2	6	2	4	0	1	28
22	Barnes	g	0-2	0-0	0-0	1	1	2	2	0	2	3	0	1	23
23	Onson	g	0-0	0-0	0-0	1	0	1	0	0	0	1	0	0	7
3	Crumble	g	1-3	0-0	0-0	0	2	2	3	2	0	2	0	1	26
11	Laur	g	3-8	0-3	1-2	2	1	3	1	7	1	1	0	2	21
32	Williams	g	1-2	0-0	1-2	0	0	0	1	3	2	3	1	1	16
41	Hickman	g	1-3	0-2	1-1	0	1	1	0	3	0	1	0	0	10
43	Klomstad	g	0-0	0-0	1-2	1	1	2	1	1	0	3	0	1	11
Team						2	2								
Totals			16-38	3-12	20-24	7	13	20	14	55	8	28	2	8	200
Total FG			1st H: 9-19	47.4%	2nd H: 7-19	36.8%			Game: 52.6%						
3pt. FG			1st H: 2-8	25.0%	2nd H: 1-4	25.0%			Game: 25.0%						
FTthrow			1st H: 6-7	85.7%	2nd H: 14-17	82.4%			Game: 83.3%						
Deadball Rebounds:			1												

Wright State (16-15)

No.	Name	Pos	Tot-FG			Rebounds			PF	TP	A	TO	BLK	S	MIN
			FG-FGA	3-Pt.	FT-FTA	OF	DE	TOT							
21	Lewis	f	2-6	1-5	2-2	0	3	3	3	7	2	4	2	0	38
25	Richardson	f	5-7	0-0	2-4	0	1	1	5	12	0	3	0	2	19
3	Thomas	g	1-2	0-0	2-2	2	0	2	4	4	1	7	0	3	23
11	Peddy	g	5-9	2-6	4-4	1	5	6	2	16	6	3	0	3	39
23	Dixon	g	3-5	0-0	0-0	1	1	2	1	6	2	5	0	4	29
10	Ward	g	0-2	0-1	0-1	0	0	0	3	0	1	4	0	4	27
34	Crayton	g	4-7	0-0	4-5	3	5	8	5	12	1	3	0	1	23
55	Hall	g	0-0	0-0	0-0	0	0	0	2	0	0	0	0	0	2
Team						1	3		4						
Totals			20-38	3-12	14-18	8	18	26	25	57	13	29	2	17	200
Total FG			1st H: 9-16	55.6%	2nd H: 11-22	50.0%			Game: 52.6%						
3pt. FG			1st H: 1-5	20.0%	2nd H: 2-7	28.6%			Game: 25.0%						
FTthrow			1st H: 2-4	50.0%	2nd H: 12-14	85.7%			Game: 77.8%						
Deadball Rebounds:			1												
Officials: Tim Daley, Becky Blank and Angie Enlund • Attendance: 2248															
Score by periods:															
Wright State															
Milwaukee															
Wright State															

GAME 32

CLEVELAND STATE 70, WRIGHT STATE 56
March 16, 2008, Green Bay, WI

Wright State trailed by just two with 5:55 remaining, but could not overcome a hot start by Cleveland State as the Vikings hit their first eight shots en route to a 70-56 decision over the Raiders in the Horizon League women's basketball championship game in Green Bay Sunday afternoon.

CSU broke a 2-2 tie with eight straight points, including a three and Layup from Brittany Korth, and the Vikings extended the margin to 26-13 with 6:47 remaining in the first half on a Kailey Klein jumper and a Dominique Butler layup.

Wright State closed the gap to 28-21 on a LaShawna Thomas three from the top of the key at the 2:46 mark, but went scoreless the rest of the period as Cleveland State went up 30-21 at the break.

Cleveland State shot 52 percent over the first 20 minutes compared to 35 percent for the Raiders, held a 17-8 edge on the boards and led 14-4 in points off of turnovers.

The Vikings took their biggest lead of the game at 36-21 by scoring the first six points of the second half, only to see Wright State close the gap to 44-41 following a Sierra Crayton layup with 11:32 remaining.

CSU answered with six straight points, but the Raiders again rallied, this time to 53-51 on a Shey Peddy jumper at the 5:55 mark.

Klein, however, followed with a three and another triple, this time by Robyn Hoying, along with a Dominique Butler layup push the lead back into double figures at 62-52. Wright State would get no closer than nine the rest of the way.

Wright State, which finished runner-up in the League tournament for the second time in four years, was led by All-Tournament Team performer Peddy, who tied a season-high with 31 points, 21 coming in the second half. Thomas added 13, but no other Raider managed more than five.

Cleveland State (19-13)

No.	Name	Pos	Tot-FG			Rebounds			PF	TP	A	TO	BLK	S	MIN
			FG-FGA	3-Pt.	FT-FTA	OF	DE	TOT							
44	Butler	f	7-12	0-0	2-5	5	8	13	1	16	3	2	1	2	40
52	Hoying	f	1-3	1-2	2-2	0	4	4	4	5	2	5	0	1	38
4	A. Roque	g	2-4	1-2	0-0	0	0	0	2	5	2	1	0	2	27
22	Korth	g	4-6	1-3	4-6	0	2	2	4	13	4	2	1	2	36
23	Klein	g	10-18	2-4	7-11	3	10	13	1	29	4	6	1	2	39
14	Garland	g	0-0	0-0	0-0	0	0	0	0	0	0	1	0	0	3
21	Miller	g	0-0	0-0	0-0	0	0	0	0	0	0	0	0	0	0+
41	Hayes	g	0-0	0-0	0-0	0	0	0	0	0	0	0	0	0	0+
50	J. Roque	g	0-2	0-1	2-2	0	0	0	0	2	0	1	0	0	17
Team						1	2		3						
Totals			24-45	5-12	17-26	9	26	35	12	70	15	19	3	9	200
Total FG			1st H: 12-23	52.2%	2nd H: 12-22	54.5%			Game: 53.3%						
3pt. FG			1st H: 2-6	33.3%	2nd H: 3-6	50.0%			Game: 41.7%						
FTthrow			1st H: 4-4	100%	2nd H: 13-22	59.1%			Game: 65.4%						
Deadball Rebounds:			5												

Wright State (16-16)

No.	Name	Pos	Tot-FG			Rebounds			PF	TP	A	TO	BLK	S	MIN
			FG-FGA	3-Pt.	FT-FTA	OF	DE	TOT							
21	Lewis	f	2-6	1-5	0-0	0	3	3	1	5	0	2	1	0	40-
25	Richardson	f	0-0	0-0	3-4	0	1	1	1	3	0	2	0	0	21
3	Thomas	g	5-11	1-5	2-4	0	1	1	5	13	2	6	0	1	38
11	Peddy	g	9-16	4-7	9-9	0	1	1	3	31	3	3	0	1	38
23	Dixon	g	0-1	0-0	0-0	0	0	0	0	5	0	3	2	0	19
1	Lowe	g	0-0	0-0	0-0	0	0	0	0	0	0	0	0	0	0+
10	Ward	g	0-6	0-3	0-0	0	2	2	2	0	1	3	1	3	28
13	Duncan	g	0-0	0-0	0-0	0	0	0	0	0	0	0	0	0	0+
20	Parrish	g	0-0	0-0	0-0	0	0	0	0	0	0	0	0	0	0+
32	Scott	g	0-0	0-0	0-0	0	0	0	0	0	0	0	0	0	0+
34	Crayton	g	2-3	0-0	0-0	0	3	3	5	4	0	1	1	2	19
55	Hall	g	0-0	0-0	0-0	0	3	3	0	0	0	0	0	0	7
Team						2	4								
Totals			18-43	6-20	14-17	2	16	18	22	56	9	19	3	8	200
Total FG			1st H: 7-20	35.0%	2nd H: 11-23	47.8%			Game: 41.9%						
3pt. FG			1st H: 4-11	36.4%	2nd H: 2-9	22.2%			Game: 30.0%						
FTthrow			1st H: 3-4	75.0%	2nd H: 11-13	84.6%			Game: 82.4%						
Deadball Rebounds:			0												
Officials: Bryan Enterline, Dave Stewart and Carol Comanita • Attendance: 511															
Score by periods:															
Cleveland State															
Wright State															







HISTORY





RAIDER

Raider Record Book

Single Game Records

Points

49 by Tiffany Webb at Butler, Jan. 16, 2003

Field Goals Made

21 by Jodi Martin vs Capital, Jan. 5, 1980

Field Goals Attempted

31 by Jodi Martin vs Malone, Nov. 28, 1981

Field Goal Percentage

1.000 (10-10) by Jess Van Der Geest at Morehead State, Dec. 29, 1998

Three-Point Field Goals Made

7 by Joy Westendorf at UIC, March 5, 1994; by Lori Blanchard vs Detroit, March 3, 1996; by Chanda Hollingsworth vs Marshall, Dec. 13, 2000 and at West Virginia, Dec. 19, 2000

Three-Point Field Goals Attempted

16 by Chanda Hollingsworth at West Virginia, Dec. 19, 2000 and at Detroit, Feb. 24, 2001

Three-Point Field Goal Percentage

1.000 (5-5) by Chanda Hollingsworth vs Louisville, Nov. 26, 1997

Free Throws Made

17 by Tiffany Webb at Butler, Jan. 16, 2003

Free Throws Attempted

20 by Tiffany Webb at Butler, Jan. 16, 2003

Free Throw Percentage

1.000 (13-13) by Stacy Nolan vs DePaul, Mar. 7, 1991

Rebounds

25 by Margie Coate vs Ohio Wesleyan, Feb. 1, 1975

Assists

11 by Cindy Mercer vs Wittenberg, Jan. 13, 1977

Blocks

7 by Christi Hill vs Georgetown, Jan. 16, 1982

Steals

13 by Tammy Stover vs Maryland-Eastern Shore, Jan. 28, 1988

Team Records

Points

Game—105 vs St. Joseph's, Feb. 4, 1987

Season—2336, 1986-87

Field Goals Made

Game—46 vs Mount St. Joseph, Feb. 17, 1981

Season—919, 1986-87

Field Goals Attempted

Game—96 vs Central State, Feb. 24, 1975

Season—2049, 1986-87

Field Goal Percentage

Game—.667 (28-42) vs Ohio, Dec. 12, 2001

Season—.480, 1980-81

Three-Point Field Goals Made

Game—11 at Loyola, Feb. 28, 1996; at Green Bay, Mar. 6, 2008

Season—161, 2007-08

Three-Point Field Goals Attempted

Game—30 vs. Green Bay, Jan. 27, 2007

Season—451, 2006-07

Three-Point Field Goal Percentage

Game—.833 (5-6) vs Eastern Illinois, Feb. 7, 1993; at Milwaukee, Jan. 10, 1998

Season—.370, 2007-08

Free Throws Made

Game—33 vs. Malone, Nov. 29, 1980

Season—498, 1986-87

Free Throws Attempted

Game—45 vs. Akron, Mar. 6, 1982

Season—718, 1986-87

Free Throw Percentage

Game—1.000 (17-17) vs Bellarmine, Feb. 25, 1984

Season—.715, 2000-01

Rebounds

Game—72 vs Sinclair, Jan. 10, 1978

Season—1283, 1986-87

Rebound Average

Season—44.3, 1984-85

Assists

Game—31 vs Sinclair, Jan. 10, 1978; vs Urbana,

Jan. 30, 1986

Season—535, 1986-87

Scoring Average

78.6, 1979-80

Wins

24, 1986-87

Losses

25, 1989-90

Most Points by Opponent—Game

125 by Valparaiso, Feb. 9, 1993

Least Points by Opponent—Game

18 by Wilmington, Feb. 6, 1975

Greatest Margin of Victory—Game

63 (103-40) vs Capital, Jan. 5, 1980

Greatest Margin of Defeat—Game

58 (97-39) vs #1 Connecticut, Dec. 31, 2001

Career Leaders

Games Played

Player	Number
1. Angie Ott	115
2. Peggy Yingling	114
Kendra Agee	114
4. Rhea Mays	113
5. Lois Warburg	111
Gwen Lenzy	111
Tyanda Hammock	111
Brittney Whiteside	111
9. Nettie Carter	110
10. Lori Collins	109
Reggen Stewart	109

Field Goals Made

Player	Number
1. Jodi Martin	890
2. Jenny Horn	558
3. Brittney Whiteside	507
4. Reggen Stewart	493
5. Nettie Carter	467
6. Lois Warburg	459
7. Debbie Leffler	446
8. Peggy Yingling	422
9. Tiffany Webb	398
10. Lori Collins	397

Field Goals Attempted

Player	Number
1. Jodi Martin	1744
2. Brittney Whiteside	1265
3. Reggen Stewart	1237
4. Nettie Carter	1160
5. Lori Collins	1156
6. Jenny Horn	1108
7. Chanda Hollingsworth	996
8. Debbie Leffler	963
9. Angie Ott	941
10. Lois Warburg	927

Field Goal Percentage

Player	Number
1. Beth Bartram	.539
2. Jodi Martin	.510
3. Jenny Horn	.504
4. Christi Hill	.502
5. Lois Warburg	.495
Whitney Lewis	.495
7. Andi del Valle	.478
8. Janet Emerson	.477
Timothea Clemmer	.477
10. Peggy Yingling	.470

Three Point Field Goals Made

Player	Number
1. Chanda Hollingsworth	273
2. Jennifer Brigner	129
3. Angie Ott	121
4. Carrie Bender	119
5. Rhea Mays	109
6. Lori Blanchard	96
7. Tyanda Hammock	95
8. Tiffany Webb	90
9. Whitney Lewis	86
10. Joy Westendorf	78

Three Point Field Goals Attempted

Player	Number
1. Chanda Hollingsworth	781
2. Carrie Bender	436
3. Rhea Mays	413
4. Angie Ott	399
5. Jennifer Brigner	346
6. Tyanda Hammock	322
7. Tiffany Webb	300
8. Lori Blanchard	258
9. Kanisha Ward	209
10. Whitney Lewis	199

Free Throws Made

Player	Number
1. Brittney Whiteside	364
2. Lois Warburg	311
3. Jess Van Der Geest	310
4. Jeanne Biermann	303
5. Reggen Stewart	282
6. Jodi Martin	275
7. Lori Collins	273
8. Peggy Yingling	263
9. Whitney Lewis	249
10. Debbie Leffler	248

Free Throws Attempted

Player	Number
1. Brittney Whiteside	537
2. Jodi Martin	441
3. Jess Van Der Geest	437
4. Lori Collins	428
5. Jeanne Biermann	419
6. Beth Bartram	417
7. Lois Warburg	415
8. Reggen Stewart	389
9. Iesha Gray	376
10. Peggy Yingling	354

Free Throw Percentage

Player	Number
1. Debbie Leffler	.827
2. Amy Krueer	.819
3. Jennifer Brigner	.771
Whitney Lewis	.772
5. Jenny Horn	.761
Angie Ott	.761
7. Connie Alig	.757
Shelly Meadlo	.757
Tammy Stover	.757
10. Carrie Bender	.754



BASKETBALL

Rebounds

Player	Number
1. Lori Collins	897
2. Jodi Martin	868
3. Nettie Carter	756
4. Lois Warburg	702
5. Jess Van Der Geest	672
6. Brittney Whiteside	670
7. Beth Bartram	649
8. Peggy Yingling	639
9. Jenny Horn	625
Reggen Stewart	625

Rebound Average

Player	Number
1. Timothea Clemmer	9.8
2. Terry York	8.9
3. Jodi Martin	8.7
4. Christi Hill	8.2
Lori Collins	8.2
6. Beth Bartram	8.0
7. Lisa Jackson	7.9
8. Nettie Carter	6.9
9. Cindy Mercer	6.8
10. Amy Krue	6.6

Personal Fouls

Player	Number
1. Peggy Yingling	363
2. Reggen Stewart	338
3. Lori Collins	329
4. Jess Van Der Geest	324
5. Isha Gray	304
6. Jodi Martin	286
7. Angie Ott	268
8. Sierra Crayton	265
9. Christi Hill	264
Nettie Carter	264

Fouled Out

Player	Number
1. Peggy Yingling	21
2. Christi Hill	16
3. Reggen Stewart	15
4. Jess Van Der Geest	13
Isha Gray	13
6. Sierra Crayton	11
7. Lori Collins	10
Jeanette Woodberry	10
9. Tammy Phillips	9
Chanda Hollingsworth	9

Assists

Player	Number
1. Nettie Carter	446
Tammy Phillips	446
3. Gwen Lenzy	375
4. Debbie Leffler	363
5. Brittney Whiteside	312
6. Rhea Mays	281
7. Jeanne Biermann	270
8. Isha Gray	255
9. Lori Collins	222
10. Cindy Mercer	210

Scoring Average

Player	Number
1. Jodi Martin	20.6
2. Tiffany Webb	19.9
3. Jackie Swenson	15.4
4. Timothea Clemmer	14.2
5. Amy Krue	13.0
6. Brittney Whiteside	12.7
7. Beth Bartram	12.4
8. Jenny Horn	12.3
9. Reggen Stewart	11.7
10. Julie Garringer	11.6
Tammy Stover	11.6

Turnovers

Player	Number
1. Lori Collins	453
2. Nettie Carter	431
3. Reggen Stewart	403

4. Gwen Lenzy	400
5. Tammy Phillips	374
6. Jennifer Brigner	338
7. Isha Gray	326
8. Connie Alig	314
9. Rhea Mays	312
10. Brittney Whiteside	304

Blocked Shots

Player	Number
1. Christi Hill	186
2. Whitney Lewis	96
3. Angie Ott	70
4. Lois Warburg	67
5. Peggy Yingling	63
6. Heidi Beal	61
7. Jodi Martin	58
8. Tyanda Hammock	49
9. Nettie Carter	46
10. Robyn Swain	43

Steals

Player	Number
1. Gwen Lenzy	350
2. Nettie Carter	273
3. Tammy Stover	236
4. Lori Collins	234
5. Rhea Mays	223
6. Brittney Whiteside	209
7. Beth Bartram	194
8. Debbie Leffler	189
9. Tammy Phillips	172
10. Connie Alig	171

Minutes Played

Player	Number
1. Chanda Hollingsworth	3550
2. Angie Ott	3534
3. Brittney Whiteside	3474
4. Whitney Lewis	3396
5. Nettie Carter	3361
Reggen Stewart	3361
7. Lori Collins	3301
8. Debbie Leffler	3285
9. Jess Van Der Geest	3103
10. Tammy Phillips	3098

Season Leaders

Field Goals Made

Player	Number	Year
1. Jodi Martin	261	1982-83
2. Tiffany Webb	246	2002-03
3. Jodi Martin	225	1981-82
4. Janet Emerson	216	1986-87
5. Jodi Martin	203	1979-80
6. Jodi Martin	201	1980-81
Jenny Horn	201	1985-86
8. Jenny Horn	190	1984-85
9. Jackie Swenson	174	1978-79
10. Nettie Carter	173	1986-87

Field Goals Attempted

Player	Number	Year
1. Tiffany Webb	524	2002-03
2. Jodi Martin	480	1982-83
3. Jodi Martin	431	1981-82
4. Janet Emerson	425	1986-87
5. Jodi Martin	424	1979-80
Treva Griesdorn	424	1989-90
7. Reggen Stewart	417	2000-01
8. Jodi Martin	409	1980-81
9. Jackie Swenson	398	1978-79
10. Nettie Carter	396	1986-87

Field Goal Percentage

Player	Number	Year
1. Beth Bartram	.586	1995-96
2. Lois Warburg	.572	1983-84
3. Jodi Martin	.544	1982-83
4. Shey Peddy	.539	2007-08
5. Beth Bartram	.529	1996-97
6. Jodi Martin	.522	1981-82
7. Whitney Lewis	.521	2004-05
Whitney Lewis	.521	2006-07
8. Alicia Avery	.520	2005-06

9. Jenny Horn	.519	1983-84
Jenny Horn	.519	1985-86

Three-Point Field Goals Made

Player	Number	Year
1. Chanda Hollingsworth	84	2000-01
2. Joy Westendorf	78	1993-94
3. Chanda Hollingsworth	71	1999-00
4. Chanda Hollingsworth	62	1997-98
5. Whitney Lewis	58	2007-08
6. Chanda Hollingsworth	56	1998-99
7. Tiffany Webb	50	2002-03
8. Lori Blanchard	49	1996-97
9. Rhea Mays	48	2005-06
Shey Peddy	48	2007-08

Three-Point Field Goals Attempted

Player	Number	Year
1. Chanda Hollingsworth	243	2000-01
2. Chanda Hollingsworth	194	1999-00
3. Joy Westendorf	187	1993-94
4. Chanda Hollingsworth	175	1998-99
5. Rhea Mays	170	2005-06
6. Chanda Hollingsworth	169	1997-98
7. Tiffany Webb	153	2001-02
8. Tiffany Webb	147	2002-03
9. Lori Blanchard	138	1996-97
10. Kanisha Ward	137	2007-08

Free Throws Made

Player	Number	Year
1. Tiffany Webb	132	2002-03
2. Brittney Whiteside	122	2005-06
3. Shey Peddy	112	2007-08
3. Janet Emerson	105	1986-87
5. Timothea Clemmer	101	1995-96
Beth Bartram	101	1996-97
7. Tiffany Webb	97	2001-02
8. Brittney Whiteside	93	2004-05
9. Jess Van Der Geest	92	1999-00
Lois Warburg	92	1986-87

Free Throws Attempted

Player	Number	Year
1. Tiffany Webb	182	2002-03
2. Beth Bartram	174	1996-97
3. Timothea Clemmer	168	1995-96
4. Brittney Whiteside	166	2005-06
5. Brittney Whiteside	144	2004-05
6. Shey Peddy	141	2007-08
7. Tiffany Webb	137	2001-02
8. Beth Bartram	136	1995-96
9. Janet Emerson	134	1986-87
10. Jess Van Der Geest	133	1999-00

Free Throw Percentage

Player	Number	Year
1. Debbie Leffler	.887	1983-84
2. Debbie Leffler	.862	1984-85
3. Julie Christensen	.844	2000-01
Joy Westendorf	.844	1993-94
5. Amy Krue	.840	1979-80
6. Connie Alig	.838	1990-91
7. Peggy Yingling	.835	1992-93
8. Whitney Lewis	.824	2006-07
9. Sue Grace	.820	1990-91
10. Angie Ott	.814	2003-04

Rebounds

Player	Number	Year
1. Timothea Clemmer	316	1995-96
2. Lois Warburg	276	1983-84
3. Christi Hill	255	1981-82
4. Lori Collins	254	1993-94
5. Janet Emerson	253	1986-87
6. Beth Bartram	234	1997-98
7. Jodi Martin	231	1981-82
8. Amy Krue	226	1979-80
9. Nettie Carter	224	1986-87
10. Lisa Jackson	221	1984-85
Lori Collins	221	1994-95



RAIDER

Rebound Average

	Player	Number	Year
1.	Timothea Clemmer	11.7	1995-96
2.	Margie Coate	11.5	1974-75
3.	Terry York	11.4	1974-75
4.	Lois Warburg	10.2	1983-84
5.	Cindy Mercer	9.9	1976-77
6.	Christi Hill	9.8	1981-82
7.	Lori Collins	9.4	1993-94
8.	Jodi Martin	9.2	1981-82
9.	Jodi Martin	8.8	1980-81
10.	Amy Krueer	8.7	1979-80
	Beth Bartram	8.7	1997-98

Personal Fouls

	Player	Number	Year
1.	Jess Van Der Geest	95	1999-00
2.	Peggy Yingling	94	1991-92
	Sierra Crayton	94	2006-07
4.	Reggen Stewart	93	2000-01
5.	Christi Hill	92	1981-82
	Danielle Duncan	92	2006-07
7.	Jess Van Der Geest	91	1998-99
	Christi Hill	91	1982-83
9.	Cindy Mercer	89	1978-79
	Peggy Yingling	89	1990-91
	Jeanette Woodberry	89	2004-05

Fouled Out

	Player	Number	Year
1.	Cindy Mercer	7	1978-79
2.	Christi Hill	6	1981-82
	Christi Hill	6	1982-83
	Tammy Phillips	6	1983-84
	Peggy Yingling	6	1988-89
	Peggy Yingling	6	1992-93
	Chanda Hollingsworth	6	2000-01
	Robyn Swain	6	2001-02
	Jeanette Woodberry	6	2004-05
	Sierra Crayton	6	2007-08

Assists

	Player	Number	Year
1.	Tammy Phillips	169	1985-86
2.	Gwen Lenzy	151	1986-87
3.	Nettie Carter	148	1986-87
4.	Nettie Carter	127	1985-86
5.	Tammy Phillips	116	1983-84
6.	Debbie Leffler	105	1984-85
	Gwen Lenzy	105	1988-89
8.	Shey Peddy	102	2007-08
9.	Debbie Trueman	100	1980-81
10.	Tammy Stover	96	1986-87

Points

	Player	Number	Year
1.	Tiffany Webb	674	2002-03
2.	Jodi Martin	588	1982-83
3.	Janet Emerson	537	1986-87
4.	Jodi Martin	528	1981-82
5.	Shey Peddy	502	2007-08
6.	Jodi Martin	478	1979-80
7.	Jenny Horn	467	1985-86
8.	Jodi Martin	461	1980-81
9.	Joy Westendorf	448	1993-94
10.	Jenny Horn	447	1984-85

Scoring Average

	Player	Number	Year
1.	Jodi Martin	24.5	1982-83
2.	Tiffany Webb	24.1	2002-03
3.	Jodi Martin	21.1	1981-82
4.	Jackie Swenson	20.4	1978-79
5.	Jodi Martin	18.4	1979-80
	Jodi Martin	18.4	1980-81
7.	Janet Emerson	17.9	1986-87
8.	Joy Westendorf	17.2	1993-94
9.	Jenny Horn	16.7	1985-86
	Shey Peddy	16.7	2007-08

Turnovers

	Player	Number	Year
1.	Sarah Butler	165	1976-77
2.	Gwen Lenzy	148	1986-87
3.	Stacy Nolan	143	1990-91

4.	Julie Garringer	136	1984-85
5.	Nettie Carter	134	1986-87
6.	Lori Collins	128	1992-93
7.	Debbie Trueman	124	1980-81
	Jennifer Brigner	124	1991-92
	Jill Ransdell	124	2001-02
10.	Tiffany Webb	123	2001-02

Blocked Shots

	Player	Number	Year
1.	Christi Hill	79	1981-82
2.	Christi Hill	62	1982-83
3.	Christi Hill	45	1980-81
4.	Robyn Swain	43	2001-02
5.	Alicia Avery	39	2005-06
6.	Whitney Lewis	37	2004-05
7.	Lois Warburg	25	1983-84
8.	Jodi Martin	24	1981-82
9.	Heidi Beal	23	1993-94
	Whitney Lewis	23	2005-06

Steals

	Player	Number	Year
1.	Tammy Stover	121	1987-88
2.	Tammy Stover	115	1986-87
3.	Gwen Lenzy	105	1988-89
4.	Gwen Lenzy	103	1987-88
5.	Gwen Lenzy	101	1986-87
6.	Shey Peddy	96	2007-08
7.	Beth Bartram	86	1997-98
8.	Andrea del Valle	83	1977-78
9.	Nettie Carter	82	1986-87
10.	Tiffany Webb	79	2001-02

Minutes Played

	Player	Number	Year
1.	Shey Peddy	1039	2007-08
2.	Janet Emerson	1018	1986-87
3.	Whitney Lewis	1007	2007-08
4.	Chanda Hollingsworth	993	2000-01
5.	Gwen Lenzy	989	1986-87
6.	Angie Ott	986	2004-05
7.	Gwen Lenzy	965	1988-89
8.	Nettie Carter	961	1986-87
9.	Tiffany Webb	953	2001-02
10.	Brittney Whiteside	950	2005-06

Senior Scoring

	Player	Games	Points
1.	Jodi Martin	24	588
2.	Janet Emerson	30	537
3.	Jenny Horn	28	467

Junior Scoring

	Player	Games	Points
1.	Jodi Martin	25	528
2.	Joy Westendorf	26	448
3.	Jenny Horn	28	447

Sophomore Scoring

	Player	Games	Points
1.	Tiffany Webb	28	674
2.	Jodi Martin	25	461
3.	Brittney Whiteside	30	376

Freshman Scoring

	Player	Games	Points
1.	Shey Peddy	30	502
2.	Jodi Martin	26	478
3.	Tiffany Webb	28	441
4.	Amy Krueer	26	429
	Jackie Swenson	21	429

Leading Scorers By Season

Year	Player	G	FG	FT	TP	AVG.
1974	Terry York	14	35	26	96	6.9
1975	Margie Coate	14	—	—	171	12.2
1976	Connie Philon	15	—	—	211	14.0
1977	Cindy Mercer	17	82	35	199	11.7
1978	Jayne Helmlinger	20	92	50	234	11.7
1979	Jackie Swenson	21	174	81	429	20.4
1980	Jodi Martin	26	203	72	478	18.4
1981	Jodi Martin	25	201	59	461	18.4
1982	Jodi Martin	25	225	78	528	21.1
1983	Jodi Martin	24	261	66	588	24.5
1984	Lois Warburg	27	167	73	407	15.1
1985	Jenny Horn	28	190	67	447	16.0
1986	Jenny Horn	28	201	65	467	16.7
1987	Janet Emerson	30	216	105	537	17.9
1988	Tammy Stover	27	166	58	393	14.9
1989	Missy Goedde	26	125	83	351	13.5
1990	Treva Griesdorn	28	164	76	422	15.1
1991	Lori Brooks	28	90	43	237	8.5
1992	Peggy Yingling	28	100	76	276	9.9
1993	Peggy Yingling	27	121	81	323	12.0
1994	Joy Westendorf	26	158	54	448	17.2
1995	Timothea Clemmer	27	166	72	404	15.0
1996	Timothea Clemmer	27	131	101	363	13.4
1997	Beth Bartram	27	135	101	373	13.8
1998	Beth Bartram	27	112	68	294	10.9
1999	Reggen Stewart	27	139	60	340	12.6
2000	Reggen Stewart	28	131	86	349	12.5
2001	Reggen Stewart	27	156	84	401	14.9
2002	Tiffany Webb	28	152	97	441	15.8
2003	Tiffany Webb	28	246	132	674	24.1
2004	Brittney Whiteside	29	125	70	321	11.1
2005	Brittney Whiteside	30	141	93	376	12.5
2006	Brittney Whiteside	28	129	122	390	13.9
2007	Brittney Whiteside	24	112	79	326	13.6
2008	Shey Peddy	30	171	112	502	16.7

Leading Rebounders By Season

Year	Player	G	Reb.	Avg.
1974	Terry York	14	88	6.3
1975	Terry York	14	162	11.5
1976	Connie Philon	15	120	8.0
1977	Cindy Mercer	17	169	9.9
1978	Krista Jones	20	158	7.9
	Caren Aiple	20	158	7.9
1979	Jeanne Biermann	23	176	7.7
1980	Amy Krueer	26	226	8.7
1981	Jodi Martin	25	220	8.8
1982	Christi Hill	26	225	9.8
1983	Jodi Martin	24	199	8.3
1984	Lois Warburg	27	276	10.2
1985	Lisa Jackson	28	221	7.9
1986	Jenny Horn	28	218	7.8
1987	Janet Emerson	30	253	8.4
1988	Nettie Carter	24	173	7.2
1989	Gwen Lenzy	28	161	5.8
1990	Treva Griesdorn	28	164	5.4
1991	Micki Harris	26	147	5.7
1992	Lori Collins	28	220	7.9
1993	Lori Collins	27	202	7.5
1994	Lori Collins	27	254	9.4
1995	Lori Collins	27	221	8.2
1996	Timothea Clemmer	27	316	11.7
1997	Beth Bartram	27	203	7.5
1998	Beth Bartram	27	234	8.7
1999	Jess Van Der Geest	26	183	7.0
2000	Jess Van Der Geest	26	203	7.3
2001	Reggen Stewart	27	197	7.3
2002	Robyn Swain	28	197	7.0
2003	Katie Bussan	28	141	5.0
2004	Brittney Whiteside	29	136	4.7
2005	Brittney Whiteside	30	220	7.3
2006	Brittney Whiteside	28	182	6.5
2007	Brittney Whiteside	24	132	5.5
2008	Sierra Crayton	32	157	4.9

BASKETBALL

1,000 Point Club

	Player	Games	Fr.	So.	Jr.	Sr.	Total
1.	Jodi Martin (1979–83)	100	478	461	528	588	2055
2.	Brittney Whiteside (2003–07)	111	321	376	390	326	1413
3.	Jenny Horn (1982–86)	106	144	249	447	467	1307
4.	Reggen Stewart (1997–01)	109	187	340	349	401	1277
5.	Lois Warburg (1983–87)	111	407	235	271	316	1229
6.	Debbie Leffler (1982–86)	107	237	313	307	283	1140
7.	Whitney Lewis (2004–08)	108	266	289	239	323	1117
8.	Tiffany Webb (2001–03)	56	441	674	DNP	DNP	1115
9.	Lori Collins (1991–95)	109	233	248	316	311	1108
10.	Peggy Yingling (1988–93)	114	275	233	276	323	1107
11.	Nettie Carter (1984–88)	110	230	218	400	256	1104
12.	Chanda Hollingsworth (1997–01)	108	273	220	262	310	1065
13.	Jess Van Der Geest (1996–00)	108	211	267	264	312	1054
14.	Jeanne Biermann (1978–82)	98	273	230	216	320	1039
15.	Angie Ott (2001–05)	115	221	242	281	274	1018
16.	Beth Bartram (1995–98)	81	340	373	294	DNP	1007



Jodi Martin
Total Points—2055



Brittney Whiteside
Total Points—1413



Jenny Horn
Total Points—1307



Reggen Stewart
Total Points—1277



Lois Warburg
Total Points—1229



Debbie Leffler
Total Points—1140



Whitney Lewis
Total Points—1117



Tiffany Webb
Total Points—1115



Lori Collins
Total Points—1108



Peggy Yingling
Total Points—1107



Nettie Carter
Total Points—1104



Chanda Hollingsworth
Total Points—1065



Jess Van Dert Geest
Total Points—1054



Jeanne Biermann
Total Points—1039



Angie Ott
Total Points—1018



Beth Bartram
Total Points—1007



RAIDER

Most Valuable Player

1973-74	Jeanne Keister	1985-86	Jenny Horn	1997-98	Jess Van Der Geest
1974-75	Margie Coate	1986-87	Janet Emerson	1998-99	Reggen Stewart
1975-76	Margie Coate	1987-88	Tammy Stover	1999-00	Jess Van Der Geest
1976-77	Cindy Mercer	1988-89	Missy Goedde	2000-01	Reggen Stewart
1977-78	Jayne Helmlinger	1989-90	Treva Griesdorn	2001-02	Tiffany Webb
1978-79	Jeanne Biermann and Jackie Swenson	1990-91	Stacy Nolan	2002-03	Ilesha Gray
1979-80	Jodi Martin	1991-92	Jennifer Brigner	2003-04	Ilesha Gray
1980-81	Jodi Martin	1992-93	Peggy Yingling	2004-05	Brittney Whiteside
1981-82	Jodi Martin	1993-94	Lori Collins	2005-06	Brittney Whiteside
1982-83	Jodi Martin	1994-95	Lori Collins and Shelly Meadlo	2006-07	Brittney Whiteside
1983-84	Lois Warburg	1995-96	Timothea Clemmer	2007-08	Shey Peddy
1984-85	Jenny Horn	1996-97	Beth Bartram		

All-Time Letter winners

A

Kendra Agee/'03,'04,'05,'06
Caren Aiple/'78
Connie Alig/'91,'93,'94,'95
Jeannine Andrews/'97,'98,'99,'00
Alicia Avery/'06

B

Cindy Banks/'87,'88,'89,'90
Beth Bartram/'96,'97,'98
Heidi Beal/'93,'94,'95,'96
Carrie Bender/'96,'97,'98,'99
Jeanne Biermann/'79,'80,'81,'82
Lori Blanchard/'94,'95,'96,'97
Kara Bridges/'90
Jennifer Brigner/'92,'93,'94,'95
Lori Brooks/'89,'90,'91,'92
Demeka Brown/'96,'97
Kristy Brown/'83
Tanya Bullhead/'97,'98
Katie Bussan/'00,'01,'02,'03
Sarah Butler/'74,'75,'76

C

Nettie Carter/'85,'86,'87,'88
Sonja Cecil/'93
Jewelettia Chambers/'93
Julie Christensen/'00,'01
Timothea Clemmer/'95,'96
Margie Coates/'75,'76
Lori Collins/'92,'93,'94,'95
Lenora Combs/'99,'00
Shauna Comer/'01
Steph Comisar/'04,'05,'06,'07
Martha Corley/'78,'79
Sierra Crayton/'05,'06,'07,'08
Emily Curtis/'96,'97,'98

D

Michele Dalbey/'94,'95,'96,'97
Carrie Day/'97
Andrea del Valle/'80,'81,'82
Charné Dixon/'08
Danielle Duncan/'05,'06,'07,'08
Natalie Dunn/'01

E

Kathy Eigel/'79
Jane Eltzroth/'78
Janet Emerson/'86,'87

F

Stacey Fifer/'96
Jody Flommersfeld/'78,'79,'80,'81

G

Deb Garber/'74
Julie Garringer/'84,'85
Lois Gebhart/'79,'80
Dori Glance/'01,'02,'03,'04
Missy Goedde/'87,'88,'89,'90
Mimi Goodyear/'04
Sue Grace/'88,'89,'90,'91
Ilesha Gray/'01,'02,'03,'04
Treva Griesdorn/'90

H

Karen Haban/'83
Tatianna Hall/'08
Tyanda Hammock/'04,'05,'06,'07
Micki Harris/'91
Jayne Helmlinger/'78,'79
Christi Hill/'81,'82,'83
Kim Hill/'76
Pam Hix/'81,'82
Chanda Hollingsworth/'98,'99,'00,'01
Jennifer Horn/'83,'84,'85,'86
Natalie Hunter/'79

J

Lisa Jackson/'85
Mandy Jelinek/'98,'99,'00,'01
Gina Johnson/'78
Krista Jones/'78,'79,'80,'81
Pam Jones/'77
Anita Jurcenko/'93,'94,'95,'96

K

Joyce Kanney/'79
Jeanne Keister/'74
Kristin King/'87,'88,'89,'90
Pam King/'74
Amber Kirk/'95,'96,'97
Kristin Krueger/'03
Amy Kruer/'80,'81

L

Debbie Leffler/'83,'84,'85,'86
Gwen Lenzy/'86,'87,'88,'89
Whitney Lewis/'05,'06,'07,'08
Paige Lowe/'08

M

Jodi Martin/'80,'81,'82,'83
Carmen Mann/'99
Heather Massengale/'96,'97,'98
Rhea Mays/'03,'04,'05,'06
Kathy McCloskey/'77
Patty McClure/'84,'85,'86
Vicki McDonald/'77
Shelly Meadlo/'92,'93,'94,'95
Cindy Mercer/'76,'77,'78,'79
Jennifer Miller/'88,'89,'90,'91
Julie Miller/'88,'89,'90,'91
Lisa Miller/'78
Shawna Moffitt/'87,'88
Valenca Moore/'80
Kelli Morris/'00

N

Tracy Nixon/'92,'93,'94,'95
Stacy Nolan/'90,'91

O

Angie Ott/'02,'03,'04,'05

P

Heather Parrish/'07,'08
Shey Peddy/'08
Sandi Pedrotti/'74,'75
Brie Pennington/'00,'01,'02
Ana Marisa Perez/'06
Tammy Phillips/'82,'83,'84,'86
Connie Pilon/'76
Beth Piel/'79
Angie Pohlman/'93,'94,'95
Catherine Portyrata/'04
Sandy Price/'76

R

Jill Ransdell/'02,'03
Melissa Reeves/'91,'92,'93,'94
Erica Richardson/'07,'08
Kay Rudisill/'84,'86

S

Danyelle Sawyer/'00,'01,'02
Wendy Schroer/'79
Tanni Scott/'08
Leslie Smallwood/'77
Chris Snyder/'80
Renada Springer/'99
Reggen Stewart/'98,'99,'00,'01
La'Tonia Stiner/'97,'98
Tammy Stover/'87,'88
Jamie Stump/'88,'89,'90,'91
Robyn Swain/'02
Jackie Swenson/'79,'80

T

Melanie Taylor/'90,'91,'92,'93
LaShawna Thomas/'08
Vanessa Thompson/'02
Donna Thurston/'79
Debbie Trueman/'80,'81

V

Jitka van der Bruggen/'92
Jess Van Der Geest/'97,'98,'99,'00

W

Shayne Wadsworth/'87,'88,'89,'90
Lois Warburg/'84,'85,'86,'87
Kanisha Ward/'07,'08
Kelly Waters/'99
Leslie Weaver/'00,'01
Tiffany Webb/'02,'03
Joy Westendorf/'94
Dana Whitesel/'87,'88,'89
Brittney Whiteside/'04,'05,'06,'07
Amber Williams/'99,'00
Kim Williamson/'75,'76,'78
Jeanette Woodberry/'04,'05
Mallory Wyrick/'08

Y

Peggy Yingling/'89,'91,'92,'93
Terri York/'74,'75



BASKETBALL

Through The Years

1973-74

1-13

Coach: Arnelle Jackson

DATE	WSU		OPP
1/12	40	at Rio Grande	35
1/19	27	at Wittenberg	49
1/22	18	at Cedarville	68
1/29	15	at Mount St. Joseph	75
1/31	14	Cincinnati	59
2/2	39	Ohio Wesleyan	43
2/4	35	Dayton	53
2/7	36	Central State	74
2/11	22	Dayton *	53
2/14	28	at Capital	35
2/16	48	at Muskingum	54
2/21	30	at Central State	71
2/23	29	Otterbein	51
2/26	20	at Kenyon	36

* Ohio Valley League Tournament

1974-75

4-10

Coach: Arnelle Jackson

DATE	WSU		OPP
1/11	36	at Bowling Green	86
1/18	68	Rio Grande	46
1/21	35	Mount St. Joseph	52
1/23	35	at Cincinnati	75
1/25	53	Wittenberg	57
1/29	42	Cedarville	70
2/1	48	at Ohio Wesleyan	49
2/3	43	at Dayton	79
2/6	55	at Wilmington	18
2/10	46	at Capital *	58
2/13	37	Capital	49
2/15	67	Otterbein	21
2/17	43	Ohio Dominican	39
2/24	69	at Central State	86

* Ohio Valley League Tournament

1975-76

9-8

Coach: Arnelle Jackson

DATE	WSU		OPP
1/13	93	at Wittenberg	51
1/17	85	at Rio Grande	42
1/20	64	at Mount St. Joseph	79
1/22	52	Cincinnati	69
1/24	62	Capital	51
1/27	54	at Cedarville	65
1/31	63	Ohio Wesleyan	48
2/2	71	Dayton	76
2/9	50	at Dayton *	72
2/12	63	Wilmington	19
2/14	63	at Otterbein	48
2/16	51	at Ohio Dominican	55
2/18	66	Heidelberg	40
2/21	49	at Miami	59
2/23	74	Central State	73
3/5	46	Malone #	41
3/6	51	Cedarville #	61

* Ohio Valley League Tournament

OAISW State Tournament

1976-77

5-12

Coach: Pat Davis

DATE	WSU		OPP
1/8	64	Rio Grande	77
1/13	74	Wittenberg	45
1/20	47	at Cincinnati	84
1/22	49	at Capital	53
1/25	49	Cedarville	63
1/26	54	at Dayton	88
2/3	61	at Wilmington	58
2/7	35	at Dayton *	79
2/11	41	Mount St. Joseph	75
2/12	36	at Xavier	44
2/15	59	Ohio Dominican	55
2/17	67	Urbana	37
2/19	63	Cleveland State	60
2/21	45	at Central State	78
2/24	45	Miami	75
2/26	33	Ohio Northern	73
3/1	60	Ohio	83

* Ohio Valley League Tournament

1977-78

10-10

Coach: Pat Davis

DATE	WSU		OPP
1/6	69	at Sinclair *	44
1/7	70	Mott *	75
1/10	85	Sinclair	30
1/13	57	at Ohio	59
1/14	56	at Rio Grande	57
1/17	57	at Mount St. Joseph	70
1/24	75	Central State	48
1/31	58	at Cedarville	59
2/2	67	Xavier	43
2/4	70	Toledo	44
2/6	75	Wittenberg #	31
2/7	56	Cedarville #	59
2/11	42	Akron	47
2/15	35	at Miami	85
2/18	43	at Cleveland State	63
2/20	69	Defiance	60
2/24	73	at Wittenberg	37
2/25	60	Ohio Northern	52
3/3	71	Dayton	76
3/4	77	at Ohio Dominican	44

* Sinclair Tournament

Ohio Valley League Tournament

1978-79

10-13

Coach: Pat Davis

DATE	WSU		OPP
12/13	67	at Xavier	64
1/3	25	at Dayton	76
1/6	65	at Akron	56
1/9	47	Ohio	69
1/12	46	Cleveland State	63
1/13	74	Rio Grande	67
1/16	77	at Capital	57
1/20	73	Ohio Dominican	62
1/23	65	at Central State	63
1/26	60	Kent State	98
1/30	71	Cedarville	57
2/1	93	at Capital *	82
2/3	55	at Toledo	63
2/5	81	Cedarville *	63
2/7	72	Mount St. Joseph *	87
2/9	82	Mount St. Joseph	103
2/15	65	at Ashland	66
2/17	50	Youngstown State	63
2/20	67	Wittenberg	51
2/23	63	at Defiance	72
2/24	74	at Ohio Northern	100
3/1	41	Defiance #	80
3/2	57	Wooster #	59

* Ohio Valley League Tournament

OAISW State Tournament

1979-80

17-9

Coach: Pat Davis

DATE	WSU		OPP
12/1	72	Malone	68
12/8	78	Taylor	53
12/12	83	at Ohio Dominican	60
12/15	84	Xavier	57
12/22	67	Bellarmine	66
12/28	65	Cedarville *	73
12/29	83	Central State *	57
1/5	103	Capital	40
1/9	88	Bowling Green	83
1/12	78	Defiance	65
1/15	84	Ashland	86
1/18	66	at Ohio	71
1/19	97	Rio Grande (ot)	100
1/22	90	Central State	64
1/26	56	at Kent State	72
1/29	88	at Cedarville	72
2/1	86	Akron	61
2/4	86	Ohio Northern	72
2/6	82	at Wittenberg	44
2/9	58	at Cleveland State	69
2/16	91	Toledo	62
2/18	82	at Mount St. Joseph	74
2/21	58	Cincinnati	89
2/29	90	Mount St. Joseph #	56
3/1	48	Dayton #	86
3/6	80	Charleston @	99

* Wright State Invitational

OAISW State Tournament

@ MAISW Tournament (Green Bay, WI)



RAIDER

1980-81

15-10

Coach: Pat Davis

DATE	WSU		OPP
11/29	71	at Malone	76
12/3	78	Bowling Green	74
12/6	86	Wilberforce	34
12/13	61	at Akron	77
12/16	90	at Xavier	76
12/29	77	Franklin *	73
12/30	56	Green Bay *	74
1/6	88	at Bellarmine (ot)	93
1/10	68	at Defiance	72
1/15	80	at Central Florida	79
1/16	64	Missouri State +	63
1/17	82	at Tampa (ot) +	81
1/22	72	at Central State	63
1/28	79	Cedarville	41
1/31	91	Ohio Dominican	52
2/5	88	Wittenberg	31
2/7	69	at Youngstown State	75
2/10	60	Ohio	67
2/11	77	Dayton	75
2/14	70	Cleveland State	72
2/17	102	Mount St. Joseph	77
2/21	80	at Toledo	67
2/24	79	at Cincinnati	87
3/6	89	Akron #	83
3/7	58	at Dayton #	87

- * Wright State Invitational
- + Tampa Invitational
- # OASIS State Tournament

1981-82

14-12

Coach: Pat Davis

DATE	WSU		OPP
11/28	74	Malone	69
12/5	96	Charleston	84
12/9	66	Xavier	72
12/12	69	Akron (ot)	70
12/16	75	at Indiana Tech	66
12/19	51	at Bowling Green	87
12/28	84	Franklin *	73
12/29	76	Green Bay *	69
1/4	74	IUPUI	51
1/6	55	at Indianapolis	73
1/9	76	Defiance	55
1/16	68	Georgetown (ot)	70
1/20	54	Northern Kentucky	78
1/22	49	Milwaukee #	58
1/23	55	Southeast Missouri State #	80
1/28	66	at Cedarville	52
1/30	80	Bellarmine	57
2/1	77	Central State	62
2/6	89	Youngstown State	71
2/10	50	at Northern Kentucky	62
2/13	67	at Cleveland State	58
2/16	72	at Mount St. Joseph	47
2/24	59	Toledo	71
2/27	79	Ball State	70
3/5	58	Xavier @	66
3/6	65	Akron @	68

- * Wright State Invitational
- # Eastern Illinois Tournament
- @ OASIS State Tournament

1982-83

11-14

Coach: Pat Davis

DATE	WSU		OPP
11/27	68	at Malone	72
12/4	58	at Charleston	73
12/11	77	Marietta	33
12/17	67	at Toledo	79
12/18	61	at Bowling Green	62
12/21	87	IPFW	67
12/29	90	Indiana Tech *	78
12/30	76	Ferris State *	69
1/5	79	at Defiance	63
1/8	68	at IUPUI	63
1/14	70	at Eastern Illinois #	79
1/15	71	Evansville #	75
1/19	91	Indianapolis	78
1/24	68	at Georgetown	67
1/26	64	Northern Kentucky	72
1/29	73	Air Force	59
2/5	62	Butler	83
2/9	75	at Xavier	69
2/12	65	Cleveland State	94
2/14	74	at Central State	75
2/16	86	Mount St. Joseph	66
2/19	69	at Akron	73
2/24	57	Dayton	72
2/26	66	at Bellarmine	95
3/5	59	at Northern Kentucky	71

- * Wright State Invitational
- # Eastern Illinois Tournament

1983-84

17-10

Coach: Pat Davis

DATE	WSU		OPP
11/26	79	Otterbein	66
12/3	77	at Ashland	70
12/6	72	at IPFW	83
12/9	51	at Southern Indiana	53
12/10	70	at Kentucky Wesleyan	71
12/17	69	at Wayne State	72
12/19	81	Walsh	70
12/21	79	Defiance	75
12/27	84	Indiana Tech *	52
12/28	60	Bellarmine *	72
1/4	59	Heidelberg	54
1/7	61	Kentucky State	70
1/11	91	IUPUI	49
1/13	74	at St. Joseph's (IN)	70
1/14	82	at Marian	72
1/18	91	at Indiana Tech	79
1/21	86	Georgetown	63
1/25	66	at Indianapolis	76
1/28	69	Northern Kentucky	64
2/4	60	at Dayton	95
2/8	61	at Kentucky State	64
2/11	69	SIU-Edwardsville	61
2/14	72	at Mount St. Joseph	62
2/18	89	at Butler	70
2/22	88	Central State	71
2/25	93	Bellarmine	87
3/3	65	at Northern Kentucky	83

- * Wright State Invitational

1984-85

16-12

Coach: Pat Davis

DATE	WSU		OPP
11/24	77	Bluffton	58
11/28	73	Ashland	72
12/1	76	at Heidelberg	67
12/5	71	at Walsh	75
12/8	67	Southern Indiana	51
12/15	92	Kentucky Wesleyan	44
12/19	79	Lewis	77
12/21	96	Marian	68
12/28	77	IPFW *	71
12/29	57	Bellarmine *	63
1/3	77	Wayne State	71
1/5	55	Kentucky State	57
1/7	73	IPFW	72
1/11	71	Gannon #	62
1/12	73	at Davis and Elkins #	84
1/13	78	Norfolk State #	75
1/15	82	at IUPUI	85
1/19	66	at Georgetown	85
1/26	54	Northern Kentucky	82
2/1	59	at St. Louis	50
2/2	66	at SIU-Edwardsville	70
2/6	72	Indiana Tech	71
2/9	64	at Kentucky State	75
2/11	87	St. Joseph's (IN)	59
2/18	68	Indianapolis	72
2/23	78	Central State	66
2/27	72	at Bellarmine	81
3/2	68	at Northern Kentucky	78

- * Wright State Invitational
- # Davis and Elkins Mountain Classic

1985-86

18-10

Coach: Pat Davis

DATE	WSU		OPP
11/22	65	Taylor	44
11/27	71	Walsh	62
11/30	55	at Ashland	51
12/4	82	Heidelberg	44
12/7	61	Northern Kentucky	63
12/13	59	at Southern Indiana	68
12/14	69	at Kentucky Wesleyan	48
12/21	67	at Lewis	64
12/27	59	Northern Michigan *	71
12/28	75	Slippery Rock *	68
1/2	82	IUPUI	55
1/4	70	Kentucky State	39
1/6	77	at IPFW	80
1/10	81	Philadelphia Textile #	79
1/11	61	Campbellsville #	63
1/12	72	District of Columbia #	67
1/18	59	Georgetown	61
1/21	59	at Wayne State	60
1/25	58	St. Louis	55
1/30	87	Urbana	37
2/1	71	SIU-Edwardsville	64
2/5	70	at St. Joseph's (IN) (ot)	71
2/8	58	at Kentucky State	54
2/15	67	Indiana Tech	38
2/19	63	at Northern Kentucky	68
2/22	84	Edinboro	55
2/26	69	Bellarmine	64
3/1	61	at Indianapolis	78

- * Wright State Invitational
- # Davis and Elkins Mountain Classic



BASKETBALL

1986-87

DATE	WSU	OPP	
11/26	62	at Walsh	50
11/29	82	Southern Indiana	81
12/4	94	Cedarville	44
12/8	89	Michigan-Dearborn	53
12/10	66	Ashland	68
12/13	67	Northern Kentucky	68
12/16	81	Lewis	66
12/19	68	Edinboro *	50
12/20	81	SIU-Edwardsville *	75
12/30	75	at Grand Valley State	58
1/3	93	Kentucky State	57
1/6	67	Kentucky Wesleyan	52
1/9	90	Liberty (ot) #	85
1/10	77	Bloomsburg #	55
1/11	96	District of Columbia #	91
1/15	65	Oakland	60
1/17	92	Indiana Tech	80
1/21	80	Indianapolis	74
1/24	86	at Georgetown	58
1/31	75	SIU-Edwardsville (ot)	81
2/4	105	St. Joseph's (IN)	86
2/7	59	at Northern Kentucky	78
2/10	87	Wayne State	42
2/14	94	IPFW	55
2/17	61	Central State	60
2/21	64	at Kentucky State	53
2/25	63	at Bellarmine	66
2/28	74	Quincy	58
3/7	80	Bellarmine @	67
3/10	63	Northern Kentucky @	74

* Wright State Invitational
Davis and Elkins Mountain Classic
@ NCAA Division II Great Lakes Regional
Tournament

1987-88

DATE	WSU	OPP	
11/27	44	Western Michigan *	70
11/28	59	St. Louis *	66
12/4	61	Michigan State #	67
12/5	67	Cleveland State #	51
12/9	79	Brooklyn	36
12/12	80	at UIC	42
12/15	58	at Indiana State	63
12/19	62	Eastern Michigan	64
12/21	60	at Louisville	78
12/28	39	Cincinnati	56
12/30	72	Grand Valley State	62
1/2	69	Ohio	59
1/4	61	Evansville	57
1/6	62	Xavier	48
1/9	88	Niagara	55
1/13	65	Butler	56
1/16	59	at Chicago State	41
1/20	67	at Youngstown State	83
1/23	72	Indiana Tech	61
1/28	88	at MD-Eastern Shore	76
1/30	75	at MD-Baltimore County	70
2/6	83	Chicago State	43
2/8	83	Morehead State	85
2/13	57	at Cleveland State	60
2/20	80	MD-Baltimore County	74
2/25	61	at Butler	66
2/27	69	Akron	64
3/2	65	at Miami	52

* Bradley Classic
Eastern Michigan Tournament

1988-89

DATE	WSU	OPP	
10-18			
11/26	76	Indiana Tech	43
12/3	49	at Eastern Michigan	65
12/8	58	at Canisius	69
12/10	46	at Niagara	56
12/14	75	UIC	74
12/16	41	at Akron	49
12/19	53	Louisville	65
12/21	67	Cleveland State	44
12/27	47	Robert Morris *	56
12/28	66	Hofstra *	76
12/29	61	Northeastern *	63
1/4	49	at Evansville	57
1/7	58	Indiana State	63
1/10	70	at Xavier	66
1/17	80	Wayne State	63
1/21	75	Niagara	72
1/25	48	Miami	60
1/28	72	at Chicago State	50
2/1	69	at Ohio	71
2/4	66	Canisius	67
2/8	59	Eastern Kentucky	62
2/11	54	at Oakland	87
2/15	49	at Morehead State	67
2/18	86	Chicago State	65
2/20	64	Butler	70
2/22	41	at Cincinnati	63
2/25	70	at MD-Baltimore County	56
3/1	65	Youngstown State	53

* LaSalle Invitational

1989-90

DATE	WSU	OPP	
3-25			
11/25	57	Canisius	75
12/2	45	South Carolina *	86
12/3	49	Ball State *	85
12/7	45	Eastern Michigan	71
12/9	49	Vanderbilt #	88
12/10	47	at Marshall #	92
12/13	54	Akron	55
12/16	50	Bradley	64
12/18	50	at Louisville	70
12/27	57	at LaSalle @	84
12/28	64	Colgate @	71
12/29	65	Lehigh @	88
1/4	55	at Dayton	93
1/6	75	Evansville	76
1/8	60	Xavier	70
1/13	68	MD-Baltimore County	71
1/15	66	at Youngstown State	87
1/17	46	at Miami	83
1/20	85	Eastern Illinois	94
1/25	63	at UIC	51
1/31	63	Morehead State	76
2/3	68	at Eastern Kentucky	84
2/5	76	at Valparaiso	85
2/15	61	Cincinnati	76
2/17	71	Niagara	61
2/21	46	Ohio	68
2/24	58	at Cleveland State	54
2/26	53	at Butler	80

* Northern Illinois Invitational
Marshall Lady Herd Classic
@ LaSalle Invitational

1990-91

DATE	WSU	OPP	
4-24, 3-11		North Star	
		Coach: Terry Hall	
11/24	50	Youngstown State	67
11/27	52	Butler	64
12/2	50	Marshall	61
12/5	45	Eastern Kentucky	83
12/8	53	Eastern Michigan	62
12/10	55	at Cincinnati	61
12/15	48	at Eastern Illinois	66
12/17	61	at Evansville	64
12/22	42	Miami	74
1/2	76	Dayton	63
1/5	61	at Xavier	80
1/8	63	DePaul *	76
1/12	75	UIC *	53
1/17	52	at Northern Illinois *	91
1/19	50	at Green Bay *	83
1/25	54	Akron *	59
1/27	81	Cleveland State *	54
1/31	69	at Valparaiso *	84
2/2	55	Milwaukee	73
2/8	58	at DePaul *	78
2/10	48	at UIC *	53
2/14	55	Northern Illinois *	86
2/17	61	Green Bay *	73
2/21	75	at Akron *	65
2/23	67	at Cleveland State *	74
2/27	50	at Morehead State	84
3/2	69	Valparaiso *	90
3/7	61	DePaul #	72

* North Star Conference game
North Star Conference Tournament
(Green Bay, WI)

1991-92

DATE	WSU	OPP	
8-20, 5-7		North Star	
		Coach: Terry Hall	
11/22	54	at Eastern Kentucky	81
11/26	45	Morehead State	77
12/6	41	Iowa +	87
12/7	55	Austin Peay +	53
12/12	48	Eastern Illinois	69
12/14	49	Xavier	82
12/18	55	Cincinnati	64
12/20	44	Clemson #	72
12/21	62	Wagner #	76
12/28	64	at Youngstown State	83
12/30	76	at Miami	92
1/6	84	Evansville	78
1/10	59	at UIC *	45
1/16	53	Green Bay *	59
1/18	72	Northern Illinois *	82
1/24	70	at Akron *	62
1/26	72	at Cleveland State * (ot)	78
1/30	79	Indiana State	71
2/1	84	Valparaiso *	69
2/6	66	at Dayton	82
2/8	65	UIC *	62
2/13	60	at Green Bay *	77
2/15	54	at Northern Illinois *	103
2/19	50	at Marshall	74
2/22	66	Akron *	70
2/24	82	Cleveland State *	69
2/27	68	at Valparaiso *	95
3/5	68	Cleveland State %	83

+ Mid-America Classic
South Florida Tournament
* North Star Conference game
% North Star Conference Tournament
(DeKalb, IL)



RAIDER

1992-93

9-18, 5-11 Mid-Continent

Coach: Terry Hall

DATE	WSU		OPP
12/1	44	at Indiana	88
12/5	70	Morehead State	63
12/8	71	Marshall	57
12/10	53	Miami	65
12/13	51	at Cincinnati	66
12/17	54	Dayton	58
12/19	70	Austin Peay	65
12/29	38	Missouri	77
12/31	54	at Xavier	77
1/6	68	Valparaiso *	70
1/9	45	at UIC *	64
1/14	65	Eastern Illinois *	54
1/16	59	at Youngstown State *	66
1/18	69	at Cleveland State *	66
1/20	95	Western Illinois *	72
1/28	65	at Green Bay *	70
1/30	61	at Northern Illinois *	78
2/4	70	at Indiana State	59
2/7	75	at Eastern Illinois *	58
2/9	87	at Valparaiso *	125
2/13	60	UIC *	75
2/18	83	Cleveland State *	93
2/20	62	Youngstown State *	66
2/25	79	at Western Illinois *	57
3/4	49	Green Bay *	53
3/6	51	Northern Illinois *	77
3/11	60	at Green Bay #	76

* Mid-Continent Conference game
 # Mid-Continent Conference Tournament (Green Bay, WI)

1993-94

12-15, 7-11 Mid-Continent

Coach: Terry Hall

DATE	WSU		OPP
12/1	65	Indiana	83
12/6	62	at Austin Peay	53
12/8	75	at Evansville	71
12/11	68	Cincinnati	58
12/17	40	at Western Kentucky	79
12/20	61	at Dayton	62
12/22	78	at Morehead State	52
12/30	61	at Western Illinois *	68
1/3	57	at Northern Illinois *	82
1/6	60	Milwaukee *	53
1/8	55	Green Bay *	62
1/13	80	at Cleveland State *	57
1/15	82	at Youngstown State *	70
1/20	81	Chicago State	67
1/22	71	Eastern Illinois *	56
1/27	77	Valparaiso *	80
1/30	46	UIC *	58
2/3	67	Western Illinois *	75
2/5	58	Northern Illinois *	83
2/10	93	at Milwaukee * (2 ot)	91
2/12	45	at Green Bay *	75
2/17	70	Cleveland State *	74
2/19	54	Youngstown State *	62
2/26	68	at Eastern Illinois *	54
3/3	74	at Valparaiso *	86
3/5	79	at UIC *	70
3/10	58	at Northern Illinois #	74

* Mid-Continent Conference game
 # Mid-Continent Conference Tournament (DeKalb, IL)

1994-95

11-16, 5-11 MCC

Coach: Terry Hall

DATE	WSU		OPP
11/30	49	Western Kentucky	67
12/3	67	Youngstown State	62
12/5	67	at Chicago State	56
12/10	67	Eastern Kentucky	60
12/13	69	at Cincinnati	54
12/17	75	Pacific +	58
12/18	49	at Wichita State +	68
12/21	60	at Marshall	64
12/30	73	Detroit * (ot)	74
1/5	73	Dayton	71
1/7	41	Notre Dame *	76
1/12	56	at La Salle *	69
1/14	69	at Cleveland State *	61
1/19	48	at Notre Dame *	67
1/21	70	Xavier *	83
1/25	73	Northern Illinois *	70
1/28	84	at Loyola * (ot)	95
2/2	58	at Butler *	69
2/4	50	at UIC *	56
2/9	39	Green Bay *	50
2/10	69	Milwaukee *	35
2/15	55	Louisville	57
2/18	59	at Xavier *	69
2/23	74	La Salle *	80
2/26	83	Cleveland State *	67
3/1	67	at Detroit *	54
3/5	69	at Xavier #	78

+ Pizza Hut Shocker Shootout
 * Midwestern Collegiate Conference game
 # MCC Play-in game

1995-96

11-16, 5-11 MCC

Coach: Terry Hall

DATE	WSU		OPP
11/25	74	Chicago State	61
11/28	79	Miami (2 ot)	75
12/2	80	at Youngstown State	88
12/5	66	at Eastern Kentucky	63
12/8	59	Wichita State	67
12/13	61	Cincinnati (ot)	56
12/16	71	Morehead State	68
12/18	65	at Louisville	67
12/21	67	Marshall	64
12/29	55	at Dayton	61
1/4	52	Loyola *	63
1/6	66	at Detroit *	70
1/10	62	at UIC *	70
1/13	60	Green Bay *	64
1/15	63	Milwaukee *	62
1/21	66	Butler *	54
1/27	67	at Cleveland State *	80
2/1	71	Northern Illinois *	81
2/3	52	UIC *	64
2/8	45	at Green Bay *	70
2/10	60	at Milwaukee *	47
2/16	71	at Butler *	95
2/21	69	Cleveland State *	61
2/24	67	at Northern Illinois *	81
2/28	78	at Loyola *	59
3/3	69	Detroit *	76
3/7	64	Butler #	70

* Midwestern Collegiate Conference game
 # MCC Tournament (Green Bay, WI)

1996-97

6-21, 4-12 MCC

Coach: Terry Hall

DATE	WSU		OPP
11/26	67	Youngstown State	85
11/30	56	at Chicago State	78
12/4	51	Eastern Kentucky	76
12/7	41	at Miami	66
12/10	54	Dayton	68
12/14	39	at Hawaii +	76
12/15	45	Mississippi +	76
12/28	70	at Morehead State	66
12/30	49	at Cincinnati	81
1/2	41	Cleveland State *	51
1/4	55	at Loyola * (2 ot)	59
1/6	65	at UIC * (ot)	74
1/9	46	Detroit *	56
1/11	37	at Green Bay *	69
1/13	56	at Milwaukee *	81
1/18	46	Butler *	72
1/29	61	at Northern Illinois *	65
2/1	66	UIC *	41
2/6	55	Green Bay *	62
2/8	60	Milwaukee *	44
2/13	60	at Butler *	71
2/18	68	West Virginia	60
2/20	63	at Cleveland State *	64
2/23	67	Northern Illinois *	54
2/27	71	Loyola *	62
3/1	60	at Detroit *	99
3/6	47	Detroit #	86

+ Hawaii Invitational
 * Midwestern Collegiate Conference game
 # MCC Tournament (Green Bay, WI)

1997-98

9-18, 5-9 MCC

Coach: Lisa Fitch

DATE	WSU		OPP
11/16	51	at West Virginia	69
11/20	47	at Akron	64
11/22	55	at Youngstown State	63
11/26	73	Louisville	86
11/29	98	Morehead State	75
12/6	50	at Miami	56
12/10	59	at Dayton	71
12/13	70	Chicago State	60
12/19	62	Belmont +	55
12/20	46	at Indiana +	68
12/22	73	at Ball State	64
12/31	66	Eastern Michigan	68
1/5	49	Detroit *	58
1/8	44	at Green Bay *	52
1/10	60	at Milwaukee *	68
1/15	70	UIC *	37
1/17	69	Loyola *	41
1/24	47	at Butler *	72
1/29	56	at Detroit *	93
1/31	70	at Cleveland State *	86
2/5	56	Milwaukee *	42
2/7	44	Green Bay *	46
2/12	54	at Loyola *	60
2/14	52	at UIC *	50
2/21	64	Butler *	82
2/26	57	Cleveland State *	47
3/5	56	Cleveland State #	63

+ Hampton Inn/Fazoli's Classic (Bloomington, IN)
 * Midwestern Collegiate Conference game
 # MCC Tournament (Indianapolis, IN)



BASKETBALL

1998-99

7-20, 3-11 MCC

Coach: Lisa Fitch

DATE	WSU		OPP
11/14	66	at Youngstown State	76
11/17	57	at Xavier	89
11/21	65	Canisius	59
11/25	42	at Cincinnati	66
12/5	62	Miami	63
12/9	54	Dayton	75
12/11	48	Indiana +	80
12/12	67	at Stetson +	61
12/18	56	at Louisville	89
12/21	62	Ball State	54
12/29	88	at Morehead State	64
1/7	45	Green Bay *	71
1/9	66	Milwaukee *	50
1/12	52	at Loyola *	61
1/14	60	at UIC *	55
1/19	63	at Denver	74
1/23	43	Butler *	78
1/28	52	Detroit *	74
1/30	63	Cleveland State *	76
2/4	41	at Milwaukee *	56
2/6	43	at Green Bay *	68
2/11	87	Loyola * (2 ot)	82
2/13	50	UIC *	52
2/20	66	at Butler *	81
2/25	66	at Cleveland State *	72
2/27	51	at Detroit *	63
3/4	52	Green Bay #	64

+ Hatter Classic (DeLand, FL)

* Midwestern Collegiate Conference game

MCC Tournament (Cleveland, OH)

1999-2000

8-20, 5-9 MCC

Coach: Lisa Fitch

DATE	WSU		OPP
11/20	46	at Dayton	69
11/23	56	Xavier	73
11/26	49	at Colorado +	76
11/27	44	Washington State +	66
12/1	52	Miami	72
12/6	69	Morehead State	64
12/9	62	at St. Bonaventure	63
12/11	43	at Canisius	62
12/15	60	Denver	64
12/18	69	Indiana State	61
12/20	60	at Ball State	70
12/30	73	Youngstown State (ot)	79
1/13	49	UIC *	63
1/15	77	Loyola *	65
1/22	66	at Butler *	53
1/27	33	at Detroit *	48
1/29	67	at Cleveland State *	62
2/3	65	Milwaukee * (ot)	71
2/5	57	Green Bay *	72
2/10	50	at Loyola *	59
2/12	61	at UIC *	68
2/17	58	Butler *	53
2/24	64	Cleveland State *	72
2/26	84	Detroit *	71
3/2	49	at Green Bay *	59
3/4	68	at Milwaukee *	75
3/9	82	at Detroit #	65
3/10	68	Cleveland State # (2 ot)	72

+ Coors Classic (Boulder, CO)

* Midwestern Collegiate Conference game

2000-01

6-22, 3-11 MCC

Coach: Lisa Fitch

DATE	WSU		OPP
11/17	59	Dayton	73
11/21	76	at Indiana State	74
11/25	72	at Ohio	83
11/28	73	Ball State	102
12/2	63	at Miami	70
12/8	63	Akron +	71
12/9	46	at Hawaii +	66
12/13	81	Marshall	67
12/16	52	Bowling Green	56
12/19	69	at West Virginia	65
12/23	58	at Youngstown State	68
12/31	51	St. Bonaventure	79
1/4	56	at Morehead State	71
1/11	55	at UIC *	63
1/14	58	at Loyola *	67
1/20	56	at Butler *	60
1/25	79	Detroit * (ot)	89
1/27	61	Cleveland State *	71
2/1	59	at Milwaukee *	72
2/3	53	at Green Bay *	79
2/8	66	Loyola *	54
2/10	65	UIC *	53
2/17	68	Butler *	56
2/22	59	at Cleveland State *	72
2/24	59	at Detroit *	83
3/1	46	Green Bay *	75
3/4	52	Milwaukee *	74
3/8	34	Milwaukee #	58

+ Hawaii Invitational (Honolulu, HI)

* Midwestern Collegiate Conference game

MCC Tournament (Chicago, IL)

2001-02

6-22, 4-12 Horizon

Coach: Bridgett Williams

DATE	WSU		OPP
11/16	54	at Ball State	89
11/20	73	Miami	98
11/24	65	at Texas A&M +	89
11/25	49	Jackson State +	56
11/28	53	West Virginia	90
12/1	78	at IPFW	89
12/3	59	at UIC *	60
12/6	75	Morehead State	92
12/12	78	Ohio	74
12/15	83	at Bowling Green	76
12/18	34	at Dayton	89
12/31	39	#1 Connecticut	97
1/5	49	at Detroit *	60
1/7	72	at Cleveland State *	53
1/10	52	Milwaukee *	70
1/12	47	Green Bay *	85
1/19	53	at Loyola *	64
1/24	61	at Youngstown State *	87
1/26	77	Butler *	74
1/31	76	Cleveland State *	89
2/2	65	Detroit *	66
2/7	47	at Milwaukee *	65
2/9	44	at Green Bay *	83
2/14	60	UIC *	48
2/16	44	Loyola *	76
2/21	77	at Butler *	72
2/24	66	Youngstown State *	87
2/27	61	Butler #	74

+ Aggie Invitational (College Station, TX)

* Horizon League game

Horizon League Tournament (Chicago, IL)

2002-03

11-17, 8-8 Horizon

Coach: Bridgett Williams

DATE	WSU		OPP
11/22	39	at #5 Connecticut	85
11/26	69	at Stony Brook	53
11/29	69	at Florida State	84
12/4	72	Dayton	84
12/7	69	at Miami	110
12/10	68	Texas A&M	85
12/18	53	at West Virginia	71
12/21	46	Ball State	82
12/28	54	#11 Minnesota	88
12/31	65	IPFW	60
1/2	66	at UIC *	82
1/4	57	Loyola *	61
1/9	70	at Detroit *	65
1/11	68	Cleveland State *	64
1/16	82	at Butler *	65
1/23	65	Milwaukee *	76
1/25	73	#16 Green Bay *	70
1/28	84	at Tennessee State	68
2/1	68	at Youngstown State *	80
2/5	57	UIC *	76
2/8	65	at Loyola *	61
2/15	58	at Cleveland State *	79
2/17	67	Detroit *	65
2/20	63	Butler *	55
2/24	69	Youngstown State *	52
2/27	75	at Milwaukee *	83
3/1	68	at #22 Green Bay *	96
3/6	65	Loyola #	81

* Horizon League game

Horizon League Tournament (Green Bay, WI)

2003-04

9-20, 5-11 Horizon

Coach: Bridgett Williams

DATE	WSU		OPP
11/22	79	Tennessee State	37
11/25	61	at Ohio	68
11/28	52	at Indiana State	102
12/1	69	Eastern Kentucky	74
12/4	38	West Virginia	60
12/9	58	at Dayton	70
12/13	62	Central Michigan	61
12/16	59	Akron	62
12/18	45	at Ohio State	88
12/21	94	Morehead State	74
12/30	64	at Butler *	69
1/5	76	Green Bay *	62
1/8	72	at Cleveland State *	79
1/10	61	at Youngstown State *	58
1/17	61	at UIC *	64
1/19	50	Detroit *	49
1/22	61	Milwaukee *	69
1/24	61	at Loyola *	79
1/31	43	Butler *	50
2/5	47	at Milwaukee *	61
2/7	64	at Green Bay *	65
2/12	42	Youngstown State *	54
2/14	54	UIC *	70
2/19	65	at Detroit *	78
2/23	69	at IPFW	82
2/26	80	Loyola *	64
2/28	68	Cleveland State *	56
3/2	58	Youngstown State # (ot)	56
3/4	57	at Green Bay #	61

* Horizon League game

Horizon League Tournament



RAIDER

Through the Years

2004-05

19-11, 11-5 Horizon

Coach: Bridgett Williams

DATE	WSU	OPP
11/21	74	at Morehead State
11/24	98	IPFW
11/28	97	Ohio
12/1	62	Miami
12/4	63	at Central Michigan (ot)
12/7	55	Dayton (ot)
12/11	60	Indiana State
12/14	55	at Akron
12/17	74	at Cal St. Northridge
12/20	68	at Pepperdine +
12/21	64	BYU +
12/29	60	Butler * (ot)
1/3	54	at Green Bay *
1/6	81	Cleveland State *
1/8	65	Youngstown State *
1/13	48	at Detroit *
1/15	51	UIC *
1/20	58	at Milwaukee *
1/27	64	Loyola *
1/29	74	at Butler *
2/3	53	Milwaukee *
2/5	46	Green Bay *
2/9	61	at Youngstown State *
2/12	58	at UIC *
2/17	53	Detroit *
2/24	80	at Loyola *
2/26	61	at Cleveland State *
3/3	66	Youngstown State #
3/6	77	Detroit #
3/7	48	Green Bay #

+ Hilton Woodland Hills Beach Classic (Malibu, CA)

* Horizon League game

Horizon League Tournament (Dayton, OH)

2005-06

12-16, 8-8 Horizon

Coach: Bridgett Williams

DATE	WSU	OPP
11/20	56	at Virginia
11/22	80	at Longwood
11/26	47	Montana +
11/27	65	Western Carolina +
11/30	70	at Miami
12/6	59	at Dayton
12/10	66	at Toledo
12/13	66	Marshall
12/17	77	Ball State
12/20	48	Seton Hall
12/31	65	Youngstown State *
1/5	61	at Milwaukee *
1/7	56	at Green Bay *
1/11	80	Loyola *
1/14	56	Butler *
1/16	59	at Detroit *
1/21	77	at Loyola * (ot)
1/23	69	at UIC *
1/26	69	Milwaukee *
1/28	67	at Butler *
2/2	65	at Cleveland State *
2/4	67	at Youngstown State *
2/7	48	at #7 Ohio State
2/9	45	Detroit *
2/16	68	UIC *
2/20	59	Cleveland State *
2/23	57	Green Bay *
3/2	78	at UIC # (ot)

+ Seminole Classic (Tallahassee, FL)

* Horizon League game

Horizon League Tournament (Chicago, IL)

2006-07

10-18, 8-8 Horizon

Coach: Bridgett Williams

DATE	WSU	OPP
11/18	68	at Ball State
11/21	63	Miami
11/24	52	Indiana +
11/25	56	Nicholls State +
11/29	59	Toledo
12/2	52	Longwood
12/5	46	at Canisius
12/9	59	Eastern Michigan
12/14	49	Wake Forest
12/19	54	at Marshall
12/22	60	Dayton
12/28	57	at Youngstown State *
12/30	47	at Cleveland State *
1/6	76	Butler *
1/11	69	Loyola *
1/13	46	UIC *
1/20	67	at Detroit *
1/25	65	Milwaukee *
1/27	53	Green Bay *
2/3	56	at Butler *
2/8	55	at UIC *
2/10	66	at Loyola *
2/15	65	Detroit *
2/22	42	at Green Bay *
2/24	65	at Milwaukee *
3/1	63	Cleveland State *
3/3	47	Youngstown State *
3/7	79	at Milwaukee # (ot)

+ UM Thanksgiving Tournament (Coral Gables, FL)

* Horizon League game

Horizon League Tournament (Milwaukee, WI)

2007-08

16-16, 11-5 Horizon

Coach: Bridgett Williams

DATE	WSU	OPP
11/9	36	at Boston College
11/12	52	Ball State
11/17	41	at Eastern Michigan
11/21	54	at Miami
11/24	76	at Cal Poly +
11/25	87	North Dakota State +
12/1	57	Canisius
12/5	46	at Wake Forest
12/11	66	at Cincinnati
12/16	46	at Dayton
12/21	71	Evansville
1/3	57	Milwaukee *
1/5	52	Green Bay *
1/12	71	at Detroit *
1/17	58	at Youngstown State *
1/19	54	at Cleveland State *
1/24	51	Valparaiso *
1/26	70	Butler *
1/31	60	at UIC *
2/2	56	at Loyola *
2/9	70	Detroit *
2/14	51	Cleveland State *
2/16	58	Youngstown State *
2/21	65	at Butler *
2/23	75	at Valparaiso *
2/28	64	Loyola *
3/1	56	UIC *
3/6	73	at Green Bay * (ot)
3/8	54	at Milwaukee *
3/12	69	Youngstown State #
3/14	57	Milwaukee !
3/16	56	Cleveland State !

+ Cal Poly Holiday Beach Tournament (San Luis Obispo, CA)

* Horizon League game

Horizon League Quarterfinals (Dayton, OH)

! Horizon League Tournament (Green Bay, WI)

2008-09

PRESEASON

FIRST AND SECOND ALL-LEAGUE TEAMS

FIRST TEAM

Traci Edwards, Sr., C, Milwaukee
 Kailey Klein, Jr., G, Cleveland State
 Shey Peddy, So., G, Wright State
 Lade Akande, Sr., C, Butler
 Rachel Porath, Sr., G, Green Bay

SECOND TEAM

Agnieszka Kulaga, Sr., G, Valparaiso
 Lavesa Glover, Sr., C, Green Bay
 Jessie Miller, Jr., G, UIC
 Susan Lester, Jr., F/C, Butler
 Tiara Scott, Sr., F, Youngstown State

PRESEASON PLAYER OF THE YEAR

Traci Edwards, Sr., C, Milwaukee

2008-09

PRESEASON POLL

(First Place Votes)

Team	Points
1. Green Bay (24)	284
2. Wright State (1)	241
3. Milwaukee (2)	240
4. Cleveland State (1)	228
5. Butler (1)	204
6. Valparaiso	179
7. UIC	97
8. Loyola	94
9. Youngstown State	71
10. Detroit	41



BASKETBALL

All-Time Opponent Records

OPPONENT	WON	LOST	OPPONENT	WON	LOST	OPPONENT	WON	LOST
Air Force	1	0	Heidelberg	4	0	Ohio Dominican	6	1
Akron	7	12	Hofstra	0	1	Ohio Northern	2	2
Ashland	3	3	UIC	17	22	Ohio State	0	2
Austin Peay	3	0	Indiana	0	5	Ohio Wesleyan	1	2
Ball State	4	7	Indianapolis	2	4	Otterbein	3	1
Bellarmine	5	6	Indiana State	5	3	Pacific	1	0
Belmont	1	0	Indiana Tech	9	0	Pepperdine	0	1
Bloomsburg	1	0	Iowa	0	1	Philadelphia Textile	1	0
Bluffton	1	0	IPFW	6	4	Quincy	1	0
Boston College	0	1	IUPUI	4	1	Rio Grande	4	3
Bowling Green	3	4	Jackson State	0	1	Robert Morris	0	1
Bradley	0	1	Kent State	0	2	St. Bonaventure	0	2
Brigham Young	1	0	Kentucky State	4	4	St. Joseph's (IN)	3	1
Brooklyn	1	0	Kentucky Wesleyan	3	1	St. Louis	2	1
Butler	15	21	Kenyon	0	1	Seton Hall	0	1
Cal Poly	0	1	La Salle	0	3	Sinclair	2	0
Cal State Northridge	0	1	Lehigh	0	1	Slippery Rock	1	0
Campbellsville	0	1	Lewis	3	0	South Carolina	0	1
Canisius	2	5	Liberty	1	0	SE Missouri State	0	1
Capital	4	4	Longwood	2	0	SIU-Edwardsville	3	2
Cedarville	7	7	Louisville	0	7	Southern Indiana	2	2
Central Florida	1	0	Loyola (IL)	14	14	Stetson	1	0
Central Michigan	1	1	Malone	3	2	Stony Brook	1	0
Central State	10	5	Marian	2	0	Tampa	1	0
Charleston (WV)	1	2	Marietta	1	0	Taylor	2	0
Chicago State	8	1	Marshall	3	6	Tennessee State	2	0
Cincinnati	3	15	MD-Baltimore Cty.	3	1	Texas A&M	0	2
Clemson	0	1	MD-Eastern Shore	1	0	Toledo	3	5
Cleveland State	23	28	Miami	3	18	Urbana	2	0
Colgate	0	1	Michigan-Dearborn	1	0	Valparaiso	3	8
Colorado	0	1	Michigan State	0	1	Vanderbilt	0	1
Connecticut	0	2	Milwaukee	12	22	Virginia	0	1
Davis and Elkins	0	1	Minnesota	0	1	Wake Forest	0	2
Dayton	4	29	Mississippi	0	1	Wagner	0	1
Defiance	5	3	Missouri	0	1	Walsh	3	1
Denver	0	2	Missouri State	1	0	Washington State	0	1
DePaul	0	3	Montana	0	1	Wayne State	2	3
Detroit	13	18	Morehead State	9	7	West Virginia	2	4
Dist. of Columbia	2	0	Mott	0	1	Western Carolina	1	0
Eastern Illinois	4	4	Mount St. Joseph	6	7	Western Illinois	2	2
Eastern Kentucky	2	6	Muskingum	0	1	Western Kentucky	0	2
Eastern Michigan	0	7	Niagara	3	1	Western Michigan	0	1
Edinboro	2	0	Nicholls State	0	1	Wichita State	0	2
Evansville	4	4	Norfolk State	1	0	Wilberforce	1	0
Ferris State	1	0	North Dakota State	1	0	Wilmington	3	0
Florida State	0	1	Northeastern	0	1	Wittenberg	7	2
Franklin	2	0	Northern Illinois	2	12	Wooster	0	1
Gannon	1	0	Northern Kentucky	1	12	Xavier	7	12
Georgetown (KY)	3	3	Northern Michigan	0	1	Youngstown State	15	21
Grand Valley State	2	0	Notre Dame	0	2			
Green Bay	3	38	Oakland	1	1			
Hawaii	0	2	Ohio	3	9			
						TOTALS	375	533
						2008-09 Opponents in Bold		



RAIDER

Opponent Information

Ball State
December 10 • Muncie, IN

University Facts

Location Muncie, IN
 Founded..... 1918
 Nickname..... Cardinals
 Colors..... Cardinal and White
 Enrollment 17,728
 Home Court..... John E. Worthen Arena
 Capacity..... 11,500
 Conference..... Mid-American
 President..... Dr. Jo Ann M. Gora
 Athletic Director..... Tom Collins

Women's Basketball Facts

Head Coach..... Kelly Packard
 Alma Mater..... Anderson, '90
 Record at BSU..... First Year
 Career Record..... First Year
 Associate Head Coach..... Lisa McDonald
 Assistant Coaches..... Carter Shaw
 Lindsay Shade
 2007-08 Overall Record..... 15-15
 2007-08 Conference Record..... 11-5
 Letterwinners Returning/Lost..... ?/?
 Starters Returning/Lost..... ?/?
 Series vs. WSU..... BSU leads 7-4

Sports Information

SID..... Joe Hernandez
 Women's Basketball SID..... Paula Haughn
 E-Mail..... pmhaughn@bsu.edu
 Office..... (765) 285-8242
 Website..... ballstatesports.com

NOVEMBER		
14	at Indiana	7 pm
16	Preseason NIT	TBA
20	Preseason NIT	TBA
25	at Illinois State	8 pm
DECEMBER		
5	Evansville	7 pm
7	at Louisville	Noon
10	Wright State	7 pm
13	Indiana State	7 pm
20	at Western Kentucky	8 pm
22	Temple	7 pm
29	vs. Richmond	TBA
30	at Alabama/vs. Belmont	TBA
JANUARY		
4	at St. Louis	TBA
7	Eastern Michigan *	7 pm
10	at Western Michigan *	TBA
14	Central Michigan *	7 pm
17	Toledo *	1 pm
21	at Northern Illinois *	TBA
24	at Akron *	TBA
27	North Dakota	7 pm
31	Miami *	TBA
FEBRUARY		
3	at Bowling Green *	TBA
8	at Buffalo *	TBA
11	Kent State *	7 pm
14	Ohio *	1 pm
22	at Central Michigan *	TBA
24	at Eastern Michigan *	TBA
28	Western Michigan *	TBA
MARCH		
4	Northern Illinois *	7 pm
7	at Toledo *	TBA
10-14	Mid-American Tournament	TBA

Home games in bold. All times Eastern.

Brigham Young
December 5 • Laie, HI

University Facts

Location Provo, UT
 Founded..... 1875
 Nickname..... Cougars
 Colors..... Dark Blue and White
 Enrollment 33,278
 Home Court..... Marriott Center
 Capacity..... 22,410
 Conference..... Mountain West
 President..... Cecil O. Samuelson
 Athletic Director..... Tom Holmoe

Women's Basketball Facts

Head Coach..... Jeff Judkins
 Alma Mater..... Utah, '78
 Record at BYU..... 139-78 (7 years)
 Career Record..... Same
 Assistant Coaches..... Alli Bills
 Jonas Chatterton
 Stacy Jensen
 2007-08 Overall Record..... 13-16
 2007-08 Conference Record..... 7-9
 Letterwinners Returning/Lost..... 12/4
 Starters Returning/Lost..... 2/3
 Series vs. WSU..... WSU leads 1-0

Sports Information

SID..... Duff Tittle
 Women's Basketball SID..... Norma Collett
 E-Mail..... norma_collett@byu.edu
 Office..... (801) 422-4908
 Website..... byucougars.com

NOVEMBER		
14	at Portland State	10 pm
17	at Nevada	10 pm
21	Oregon	9:30 pm
25	Connecticut	9 pm
28	Southern Utah	9 pm
DECEMBER		
5	vs. Wright State	6 pm
6	vs. USC	9 pm
10	Weber State	2 pm
13	Utah State	5 pm
20	at Long Beach State	8:30 pm
30	Arkansas State	9 pm
JANUARY		
3	at Portland	5 pm
10	Colorado State *	5 pm
13	at TCU *	7:30 pm
17	New Mexico *	5 pm
21	at UNLV *	10 pm
24	at San Diego State *	5 pm
28	Utah *	9 pm
31	at Wyoming *	4 pm
FEBRUARY		
4	Air Force *	9 pm
11	at Colorado State *	9 pm
14	TCU *	5 pm
17	at New Mexico *	8 pm
21	UNLV *	5 pm
25	San Diego State *	9 pm
28	at Utah *	3:30 pm
MARCH		
4	Wyoming *	9 pm
7	at Air Force *	4 pm
11-14	Mountain West Tournament	TBA

Home games in bold. All times Eastern.



Brigham Young Hawaii
December 6 • Laie, HI

University Facts

Location Laie, HI
 Founded..... 1955
 Nickname..... Seasideers
 Colors..... Crimson, Gold and Gray
 Enrollment 2,400
 Home Court..... Cannon Activities Center
 Capacity..... 4,500
 Conference..... Pacific West
 President..... Dr. Steven C. Wheelwright
 Athletic Director..... Ken Wagner

Women's Basketball Facts

Head Coach..... Wendy Anae
 Alma Mater..... Cal State Fullerton, '90
 Record at BYUH..... 18-34 (2 years)
 Career Record..... 160-133 (9 years)
 Assistant Coaches..... Teisa Au'ua
 Paula Pendergast
 2007-08 Overall Record..... 5-22
 2007-08 Conference Record..... 5-13
 Letterwinners Returning/Lost..... 9/4
 Starters Returning/Lost..... 5/0
 Series vs. WSU..... First Meeting

Sports Information

SID..... Scott Lowe
 Women's Basketball SID..... Scott Lowe
 E-Mail..... lowes@byuh.edu
 Office..... (808) 675-3397
 Website..... sports.byuh.edu

NOVEMBER		
21	Whitworth	10 pm
22	Oakland City	10 pm
28	vs. Western Washington	10:30 pm
29	vs. Fort Lewis	10:30 pm
DECEMBER		
5	San Diego	12 am
6	Wright State	12 am
17	vs. Missouri-St. Louis	5 pm
18	vs. Shepherd	7 pm
JANUARY		
6	Hawaii-Hilo *	10:30 pm
7	Hawaii-Hilo	10:30 pm
10	at Hawaii Pacific *	10:30 pm
15	at Chaminade *	10:30 pm
17	Notre Dame de Namur *	10:30 pm
24	at Hawaii Pacific	10:30 pm
26	Academy of Art	10:30 pm
29	Chaminade *	10:30 pm
FEBRUARY		
2	Dixie State *	10:30 pm
5	Grand Canyon *	10:30 pm
10	at Hawaii-Hilo *	10:30 pm
11	at Hawaii-Hilo *	10:30 pm
17	at Notre Dame de Namur *	8:30 pm
20	at Dixie State *	7:30 pm
23	at Grand Canyon *	7:30 pm
27	Chaminade	10:30 pm
28	at Chaminade	10:30 pm
MARCH		
6	Hawaii Pacific *	10:30 pm
7	Hawaii Pacific	10:30 pm

Home games in bold. All times Eastern.



BASKETBALL

Butler

January 10 ● Ervin J. Nutter Center
February 5 ● Indianapolis, IN

University Facts

Location Indianapolis, IN
Founded..... 1855
Nickname..... Bulldogs
Colors..... Blue and White
Enrollment 4,200
Home Court..... Hinkle Fieldhouse
Capacity 10,000
Conference..... Horizon League
President..... Dr. Bobby Fong
Athletic Director..... Barry Collier

Women's Basketball Facts

Head Coach Beth Couture
Alma Mater Erskine, '84
Record at BU 85-91 (6 years)
Career Record..... 343-208 (19 years)
Assistant Coaches..... Amy Cherubini
Seph Hatley
Angel Mason
2007-08 Overall Record..... 20-10
2007-08 Conference Record..... 10-8
Letterwinners Returning/Lost..... 11/2
Starters Returning/Lost..... 5/0
Series vs. WSU BU leads 21-15

Sports Information

SID..... Jim McGrath
Women's Basketball SID..... Chris Urban
E-Mail curban@butler.edu
Office..... (317) 940-9994
Website butlersports.com

NOVEMBER		
14	at Ohio State	7 pm
18	at IPFW	7 pm
21	Dayton	7 pm
28	vs. Nebraska	TBA
29	at New Mexico/vs. William & Mary	TBA
DECEMBER		
3	at Evansville	8 pm
6	Coastal Carolina	2 pm
9	at Indiana	TBA
13	at Miami	2 pm
22	Indiana State	Noon
29	Christian Brothers	7 pm
JANUARY		
3	Cleveland State *	2 pm
5	Youngstown State *	7 pm
8	at Detroit *	7 pm
10	at Wright State *	1 pm
15	Loyola *	7 pm
17	UIC *	2 pm
23	Valparaiso *	7 pm
29	at Green Bay *	8 pm
31	at Milwaukee *	3 pm
FEBRUARY		
6	Wright State *	9 pm
8	Detroit *	2 pm
12	at UIC *	8 pm
14	at Loyola *	3 pm
21	at Valparaiso *	2:30 pm
26	Milwaukee *	5 pm
28	Green Bay *	6 pm
MARCH		
5	at Youngstown State *	7 pm
7	at Cleveland State *	3 pm
9-15	Horizon League Tournament	TBA

Home games in bold. All times Eastern.



Cincinnati

December 16 ● Ervin J. Nutter Center

University Facts

Location Cincinnati, OH
Founded..... 1819
Nickname..... Bearcats
Colors..... Red and Black
Enrollment 36,518
Home Court..... Fifth Third Arena
Capacity 13,176
Conference..... Big East
President..... Dr. Nancy Zimpher
Athletic Director..... Mike Thomas

Women's Basketball Facts

Head Coach J. Kelley Hall
Alma Mater Troy, '82
Record at UC 12-16 (1 year)
Career Record..... 302-134 (14 years)
Associate Head Coach Todd Schaefer
Assistant Coaches..... Tari Cummings
George Tuttle
2007-08 Overall Record..... 12-16
2007-08 Conference Record..... 3-13
Letterwinners Returning/Lost..... 8/3
Starters Returning/Lost..... 4/1
Series vs. WSU UC leads 15-3

Sports Information

SID..... Michael Harris
Women's Basketball SID..... Jeremy Martin
E-Mail jeremy.martin@uc.edu
Office..... (513) 556-5191
Website gobearcats.com

NOVEMBER		
14	Detroit	7 pm
17	at Kentucky	7 pm
23	Toledo	2 pm
28	Mississippi Valley State	7:30 pm
29	Savannah State	5 pm
30	Eastern Illinois	2:30 pm
DECEMBER		
3	Dayton	7 pm
7	Xavier	2 pm
14	IUPUI	2 pm
16	at Wright State	7 pm
19	at Michigan	7 pm
21	Davidson	2 pm
30	St. Francis (PA)	7 pm
JANUARY		
3	Villanova *	7 pm
7	at West Virginia *	TBA
10	Syracuse *	7:30 pm
17	Seton Hall *	7 pm
20	at Louisville *	8 pm
24	Connecticut *	7 pm
31	at Notre Dame *	2 pm
FEBRUARY		
3	Providence *	7 pm
8	at St. John's *	2 pm
11	at Georgetown *	7 pm
14	Louisville *	7 pm
18	Marquette *	7 pm
21	at Pittsburgh *	TBA
24	at Rutgers *	7:30 pm
28	at South Florida *	2 pm
MARCH		
2	DePaul *	7 pm
6-10	Big East Tournament	TBA

Home games in bold. All times Eastern.



Cleveland State

January 24 ● Ervin J. Nutter Center
February 19 ● Cleveland, OH

University Facts

Location Cleveland, OH
Founded..... 1964
Nickname..... Vikings
Colors..... Forest Green and White
Enrollment 16,245
Home Court..... Wolstein Center
Capacity 8,500
Conference..... Horizon League
President..... Dr. Michael Schwartz
Athletic Director..... Lee Reed

Women's Basketball Facts

Head Coach Kate Peterson Abiad
Alma Mater Wisconsin-Stevens Point, '91
Record at CSU 47-106 (5 years)
Career Record..... Same
Assistant Coaches..... Shawn Hood
Angie Russell
Amy Wright
2007-08 Overall Record..... 19-14
2007-08 Conference Record..... 10-8
Letterwinners Returning/Lost..... 8/2
Starters Returning/Lost..... 3/2
Series vs. WSU CSU leads 28-23

Sports Information

SID..... Brian McCann
Women's Basketball SID..... Greg Murphy
E-Mail g.j.murphy@csuohio.edu
Office..... (216) 687-5288
Website csuvikings.com

NOVEMBER		
14	at Arizona State	8 pm
18	Eastern Michigan	7 pm
20	Preseason NIT	TBA
22	Preseason NIT	TBA
26	Toledo	7 pm
30	at American	2 pm
DECEMBER		
3	at Akron	7 pm
6	Kent State	3 pm
15	at Ohio State	7 pm
19	at Ohio	7 pm
21	Niagara	3 pm
29	Buffalo	7 pm
JANUARY		
3	at Butler *	2 pm
5	at Valparaiso *	8 pm
8	Green Bay *	5 pm
10	Milwaukee *	5 pm
17	at Youngstown State *	2 pm
22	at Detroit *	5 pm
24	at Wright State *	4:30 pm
29	Loyola *	5 pm
31	UIC *	5 pm
FEBRUARY		
5	at Milwaukee *	8 pm
7	at Green Bay *	3 pm
14	Youngstown State *	5 pm
19	Wright State *	7 pm
21	Detroit *	3 pm
26	at UIC *	8 pm
28	at Loyola *	3 pm
MARCH		
5	Valparaiso *	7 pm
7	Butler *	3 pm
9-15	Horizon League Tournament	TBA

Home games in bold. All times Eastern.





RAIDER

Dayton

December 21 • Ervin J. Nutter Center

University Facts

Location Dayton, OH
 Founded..... 1850
 Nickname..... Flyers
 Colors..... Red and Blue
 Enrollment 7,700
 Home Court..... UD Arena
 Capacity..... 13,266
 Conference..... Atlantic 10
 President..... Dr. Daniel J. Curran
 Athletic Director..... Ted Kissell

Women's Basketball Facts

Head Coach Jim Jabir
 Alma Mater Nazareth, '84
 Record at UD 69-81 (5 years)
 Career Record..... 289-304 (21 years)
 Assistant Coaches..... Susan Blausier
 Kyle Rechlicz
 Lesley Dickinson
 2007-08 Overall Record..... 25-9
 2007-08 Conference Record..... 9-5
 Letterwinners Returning/Lost..... 6/8
 Starters Returning/Lost..... 1/4
 Series vs. WSU UD leads 29-4

Sports Information

SID..... Doug Hauschild
 Women's Basketball SID..... Jenny Storer
 E-Mail storerja@notes.udayton.edu
 Office..... (937) 229-4431
 Website daytonflyers.com

NOVEMBER		
15	at Texas	7:30 pm
16	vs. Old Dominion	5 pm
17	vs. St. Mary's (CA)	5:30 pm
21	at Butler	7 pm
25	at Navy	5 pm
29	vs. Central Michigan	Noon
30	at Ohio State/vs. Boston University	TBA
DECEMBER		
3	at Cincinnati	7 pm
6	at Penn State	Noon
10	Miami	Noon
12	Chicago State	7 pm
21	at Wright State	2 pm
23	Loyola	5:15 pm
28	Lipscomb	3 pm
29	Bowling Green/Gardner-Webb	TBA
JANUARY		
4	Eastern Michigan	2 pm
10	at St. Louis *	8 pm
17	Xavier *	2 pm
21	Duquesne *	7 pm
24	at Charlotte *	2 pm
28	George Washington *	7 pm
31	at Temple *	TBA
FEBRUARY		
4	at St. Bonaventure *	7 pm
7	Massachusetts *	2 pm
10	Fordham *	7 pm
15	at Xavier *	1 pm
18	at Richmond *	7 pm
21	La Salle *	2 pm
26	at Rhode Island *	7 pm
MARCH		
1	St. Joseph's *	2 pm
6-9	Atlantic 10 Tournament	TBA

Home games in bold. All times Eastern.



Detroit

January 31 • Ervin J. Nutter Center
 February 28 • Detroit, MI

University Facts

Location Detroit, MI
 Founded..... 1877
 Nickname..... Titans
 Colors..... Red, White and Blue
 Enrollment 5,600
 Home Court..... Calihan Hall
 Capacity..... 8,295
 Conference..... Horizon League
 President..... Fr. Gerard L. Stockhausen, S.J.
 Athletic Director..... Keri Gaither

Women's Basketball Facts

Head Coach Autumn Rademacher
 Alma Mater Detroit, '97
 Record at UDM First Year
 Career Record..... Same
 Assistant Coaches..... Carrie Banks
 Emily Samuelson
 Skyler Young
 2007-08 Overall Record..... 6-24
 2007-08 Conference Record..... 3-15
 Letterwinners Returning/Lost..... 8/4
 Starters Returning/Lost..... 4/1
 Series vs. WSU UDM leads 18-13

Sports Information

SID..... Mark Engel
 Women's Basketball SID..... Maggie Walsh
 E-Mail walshmm@udmercy.edu
 Office..... (313) 993-1745
 Website detroititans.com

NOVEMBER		
14	at Cincinnati	7 pm
19	at Michigan State	7 pm
22	Georgia	2:30 pm
25	Indiana State	7 pm
29	at Colgate	1 pm
DECEMBER		
1	at Albany	7 pm
3	at Bowling Green	7 pm
14	at Iowa State	3 pm
17	Morehead State	5 pm
20	at Eastern Michigan	1 pm
28	at Canisius	2 pm
JANUARY		
3	at Loyola *	1:30 pm
5	at UIC *	8 pm
8	Butler *	7 pm
10	Valparaiso *	2 pm
15	at Green Bay *	6 pm
17	at Milwaukee *	3 pm
22	Cleveland State *	5 pm
24	Youngstown State *	TBA
31	at Wright State *	1 pm
FEBRUARY		
6	at Valparaiso *	8 pm
8	at Butler *	2 pm
12	Milwaukee *	7 pm
14	Green Bay *	2 pm
19	at Youngstown State *	7 pm
21	at Cleveland State *	3 pm
28	Wright State *	1:30 pm
MARCH		
5	UIC *	7 pm
7	Loyola *	2 pm
9-15	Horizon League Tournament	TBA

Home games in bold. All times Eastern.



Eastern Kentucky

November 25 • Richmond, KY

University Facts

Location Richmond, KY
 Founded..... 1906
 Nickname..... Colonels
 Colors..... Maroon and White
 Enrollment 16,050
 Home Court..... McBrayer Arena
 Capacity..... 6,500
 Conference..... Ohio Valley
 President..... Dr. Doug Whitlock
 Athletic Director..... Mark Sandy

Women's Basketball Facts

Head Coach Chrissy Roberts
 Alma Mater Eastern Kentucky, '98
 Record at EKU..... First Year
 Career Record..... Same
 Assistant Coaches..... Melissa Kolbe
 Kent Miller
 Candice Finley
 2007-08 Overall Record..... 14-14
 2007-08 Conference Record..... 9-11
 Letterwinners Returning/Lost..... 7/5
 Starters Returning/Lost..... 1/4
 Series vs. WSU EKU leads 6-2

Sports Information

SID..... Mike Clark
 Women's Basketball SID..... Kevin Britton
 E-Mail kevin.britton@eku.edu
 Office..... (859) 622-2006
 Website ekusports.com

NOVEMBER		
14	Ohio Valley	6 pm
16	at Chicago State	3 pm
19	at Vanderbilt	8 pm
23	Western Kentucky	3 pm
25	Wright State	6 pm
DECEMBER		
4	Murray State *	5:30 pm
6	Tennessee-Martin *	4 pm
13	Houston Baptist	1 pm
22	at Oklahoma State	8 pm
30	Bluefield State	6 pm
JANUARY		
3	at Tennessee State *	6:30 pm
5	at Austin Peay *	6:15 pm
8	Jacksonville State *	5:30 pm
10	Tennessee Tech *	4 pm
15	at Eastern Illinois *	6:30 pm
17	at Southeast Missouri State *	6:30 pm
19	at Southern Illinois-Edwardsville	6 pm
24	at Morehead State *	5:15 pm
27	Austin Peay *	5:30 pm
31	Tennessee State *	4 pm
FEBRUARY		
5	at Tennessee Tech *	6:30 pm
7	at Jacksonville State *	3 pm
12	Southeast Missouri State *	5:30 pm
14	Eastern Illinois *	4 pm
21	Morehead State *	4 pm
26	at Tennessee-Martin *	6:30 pm
28	at Murray State *	6:15 pm
MARCH		
3-7	Ohio Valley Tournament	TBA

Home games in bold. All times Eastern.



BASKETBALL

Evansville
November 22 ● Evansville, IN

University Facts

Location Evansville, IN
 Founded..... 1854
 Nickname..... Purple Aces
 Colors..... Purple, Orange and White
 Enrollment 2,434
 Home Court..... Roberts Stadium
 Capacity..... 11,600
 Conference..... Missouri Valley
 President..... Dr. Stephen Jennings
 Athletic Director..... John Stanley

Women's Basketball Facts

Head Coach.....Misty Murphy
 Alma Mater.....Colorado State, '98
 Record at UE.....First Year
 Career Record.....108-65 (6 years)
 Assistant Coaches.....Mike Jacobsma
 Jim Sexton
 Hillary Beck
 2007-08 Overall Record.....21-12
 2007-08 Conference Record.....13-5
 Letterwinners Returning/Lost.....10/5
 Starters Returning/Lost.....3/2
 Series vs. WSU.....Tied 4-4

Sports Information

SID.....Bob Boxell
 Women's Basketball SID.....Tom Benson
 E-Mail.....tb39@evansville.edu
 Office.....(812) 488-1152
 Website.....gopurpleaces.com

NOVEMBER		
15	East Tennessee State	5 pm
19	at Notre Dame	7 pm
22	Wright State	5 pm
28	vs. UAB	6 pm
29	at Samford	5 pm
DECEMBER		
3	Butler	8 pm
5	at Ball State	7 pm
9	Lipscomb	Noon
14	Murray State	3 pm
18	at Tennessee Tech	8 pm
22	at Milwaukee	8 pm
JANUARY		
1	Southern Illinois *	8 pm
9	at Northern Iowa *	8 pm
11	at Bradley *	3 pm
15	Drake *	8 pm
17	Creighton *	5 pm
22	at Illinois State *	8 pm
24	at Indiana State *	2 pm
29	Missouri State *	8 pm
31	Wichita State *	5 pm
FEBRUARY		
5	Northern Iowa *	8 pm
7	Bradley *	5 pm
12	at Creighton *	8 pm
14	at Drake *	3 pm
19	Indiana State *	8 pm
21	Illinois State *	5 pm
27	at Missouri State *	8 pm
MARCH		
1	at Wichita State *	3 pm
7	at Southern Illinois *	3 pm
13-15	Missouri Valley Tournament	TBA

Home games in bold. All times Eastern.

Green Bay
January 17 ● Green Bay, WI
February 12 ● Ervin J. Nutter Center

University Facts

Location Green Bay, WI
 Founded..... 1965
 Nickname..... Phoenix
 Colors..... Green, White and Red
 Enrollment 5,416
 Home Court.....Kress Center
 Capacity..... 4,018
 Conference.....Horizon League
 Interim Chancellor Dr. David J. Ward
 Athletic Director.....Ken Bothof

Women's Basketball Facts

Head Coach.....Matt Bollant
 Alma Mater.....Winona State, '94
 Record at UWGB.....26-6 (1 year)
 Career Record.....160-44 (5 years)
 Assistant Coaches.....Mike Divilbiss
 Amanda Leonhard
 Sarah Bronk
 2007-08 Overall Record.....26-6
 2007-08 Conference Record.....17-1
 Letterwinners Returning/Lost.....10/2
 Starters Returning/Lost.....4/1
 Series vs. WSU.....UWGB leads 38-3

Sports Information

SID.....Drew Harris
 Women's Basketball SID.....Sheila Blackman
 E-Mail.....blackmas@uwgb.edu
 Office.....(920) 465-5759
 Website.....uwgbathletics.com

NOVEMBER		
14	at Florida International	7 pm
16	at Miami (FL)	4 pm
19	Chicago State	8 pm
22	Drake	3 pm
25	North Dakota	8 pm
DECEMBER		
3	Missouri State	8 pm
6	at Northern Iowa	4 pm
10	Wisconsin	8 pm
13	Illinois State	3 pm
20	at Marquette	3 pm
29	at DePaul	8 pm
JANUARY		
4	at Milwaukee *	8 pm
8	at Cleveland State *	5 pm
10	at Youngstown State *	4:30 pm
15	Detroit *	6 pm
17	Wright State *	3 pm
22	at Loyola *	8 pm
24	at UIC *	8 pm
29	Butler *	8 pm
31	Valparaiso *	3 pm
FEBRUARY		
5	Youngstown State *	8 pm
7	Cleveland State *	3 pm
12	at Wright State *	7 pm
14	at Detroit *	2 pm
19	UIC *	8 pm
21	Loyola *	3 pm
26	at Valparaiso *	6:30 pm
28	at Butler *	6 pm
MARCH		
7	Milwaukee *	3 pm
9-15	Horizon League Tournament	TBA

Home games in bold. All times Eastern.

Howard
November 30 ● Moon Township, PA
Possible Opponent

University Facts

Location Washington, DC
 Founded..... 1867
 Nickname..... Bison
 Colors..... Navy Blue, Red and White
 Enrollment 10,500
 Home Court.....Burr Gymnasium
 Capacity..... 2,700
 Conference.....Mid-Eastern Athletic
 President..... Dr. Sidney A. Ribeau
 Athletic Director..... Dwight Datcher

Women's Basketball Facts

Head Coach.....Niki Reid Geckeler
 Alma Mater.....Georgetown, '93
 Record at HU.....First Year
 Career Record.....2,700
 Assistant Coaches.....TBA
 TBA
 TBA
 2007-08 Overall Record.....4-26
 2007-08 Conference Record.....3-13
 Letterwinners Returning/Lost.....10/6
 Starters Returning/Lost.....1/4
 Series vs. WSU.....First Meeting

Sports Information

SID.....Edward Hill, Jr.
 Women's Basketball SID.....Chevonne Mansfield
 E-Mail.....cmansfield@howard.edu
 Office.....(202) 806-7182
 Website.....howard-bison.com

NOVEMBER		
16	Navy	2 pm
19	at American	7 pm
21	Central Michigan	7 pm
29	at Robert Morris	2 pm
30	vs. IUPUI/Wright State	TBA
DECEMBER		
4	at William & Mary	7 pm
6	at Hampton *	2 pm
16	at St. John's	7 pm
18	at Fairleigh Dickinson	7 pm
21	George Mason	7 pm
29	at Monmouth	7 pm
JANUARY		
2	Colgate	2 pm
5	Bucknell	7 pm
10	at Florida A&M *	2 pm
12	at Bethune-Cookman *	7:30 pm
17	Winston-Salem State	2 pm
19	South Carolina State *	6 pm
24	at Morgan State *	2 pm
26	at Coppin State *	5:30 pm
31	North Carolina A&T *	2 pm
FEBRUARY		
2	Norfolk State *	6 pm
7	Maryland-Eastern Shore *	2 pm
9	Delaware State *	6 pm
14	at Winston-Salem State	2 pm
16	at South Carolina State *	5:30 pm
21	Morgan State *	2 pm
23	Coppin State *	6 pm
28	at North Carolina A&T *	2 pm
MARCH		
2	at Norfolk State *	6 pm
5	Hampton *	TBA
9-14	MEAC Tournament	TBA

Home games in bold. All times Eastern.





RAIDER

UIC

January 3 • Chicago, IL
March 7 • Ervin J. Nutter Center

University Facts

Location Chicago, IL
Founded 1896
Nickname Flames
Colors Navy Blue and Fire Engine Red
Enrollment 24,541
Home Court UIC Pavilion
Capacity 8,000
Conference Horizon League
Interim Chancellor Dr. Eric Gislason
Athletic Director James Schmidt

Women's Basketball Facts

Head Coach Lisa Ryckbosch
Alma Mater Loyola, '84
Record at UIC 88-89 (6 years)
Career Record Same
Assistant Coaches Kevin McManaman
Jacob Morgan
Latasha White
2007-08 Overall Record 10-20
2007-08 Conference Record 6-12
Letterwinners Returning/Lost 8/2
Starters Returning/Lost 4/1
Series vs. WSU UIC leads 22-17

Sports Information

SID John Jaramillo
Women's Basketball SID Beth Usewicz
E-Mail bethu@uic.edu
Office (312) 996-5881
Website uicflames.com

NOVEMBER		
22	Bradley	3 pm
25	Canisius	8 pm
30	SIU-Edwardsville	4 pm
DECEMBER		
3	Florida Atlantic	8 pm
6	Western Michigan	5:30 pm
18	Cal Poly	8 pm
20	at Northern Illinois	3 pm
22	DePaul	8 pm
28	at San Diego	9 pm
29	vs. Long Island/New Mexico	TBA
JANUARY		
3	Wright State *	5:30 pm
5	Detroit *	8 pm
10	at Loyola *	3 pm
15	at Valparaiso *	8 pm
17	at Butler *	2 pm
22	Milwaukee *	8 pm
24	Green Bay *	8 pm
29	at Youngstown State *	5:15 pm
31	at Cleveland State *	5 pm
FEBRUARY		
4	at Eastern Illinois	8 pm
7	Loyola *	5:30 pm
12	Butler *	8 pm
14	Valparaiso *	8 pm
19	at Green Bay *	8 pm
21	at Milwaukee *	TBA
26	Cleveland State *	8 pm
28	Youngstown State *	4 pm
MARCH		
5	at Detroit *	7 pm
7	at Wright State *	1 pm
9-15	Horizon League Tournament	TBA

Home games in bold. All times Eastern.

IPFW

December 29 • Ervin J. Nutter Center

University Facts

Location Fort Wayne, IN
Founded 1964
Nickname Mastodons
Colors Royal Blue and White
Enrollment 11,757
Home Court Hilliard Gates Sports Center
Capacity 2,500
Conference Summit League
Chancellor Dr. Michael A. Wartell
Athletic Director Tommy Bell

Women's Basketball Facts

Head Coach Chris Paul
Alma Mater St. Francis (IN), '94
Record at IPFW 30-49 (3 years)
Career Record Same
Assistant Coaches Alex Webster
Hilary O'Connell
Ali Mann
2007-08 Overall Record 12-18
2007-08 Conference Record 9-9
Letterwinners Returning/Lost 9/5
Starters Returning/Lost 3/2
Series vs. WSU WSU leads 6-4

Sports Information

SID Rudy Yovich
Women's Basketball SID Bill Salyer
E-Mail salyerw@ipfw.edu
Office (260) 481-0729
Website gomastodons.com

NOVEMBER		
14	Illinois	2 pm
18	Butler	7 pm
22	at Miami	Noon
26	Fairfield	2 pm
29	Toledo	1 pm
DECEMBER		
2	at St. Bonaventure	7 pm
6	at UMKC *	5 pm
8	at Southern Utah *	9 pm
13	at Eastern Illinois	4 pm
21	Duquesne	1 pm
29	at Wright State	7 pm
JANUARY		
3	South Dakota State *	5 pm
5	North Dakota State *	7 pm
7	at Iowa State	8 pm
10	at Centenary *	1 pm
12	at Oral Roberts *	8 pm
17	Oakland *	4:30 pm
20	at Chicago State	6:30 pm
24	IUPUI *	1:30 pm
26	Western Illinois *	7 pm
31	at North Dakota State *	3 pm
FEBRUARY		
1	at South Dakota State *	8 pm
7	Oral Roberts *	1:30 pm
9	Centenary *	7 pm
14	at Oakland *	3:30 pm
21	at Western Illinois *	4:30 pm
23	at IUPUI *	7 pm
28	Southern Utah *	1:30 pm
MARCH		
2	UMKC *	7 pm
6-10	Summit League Tournament	TBA

Home games in bold. All times Eastern.



IUPUI

November 29 • Moon Township, PA

University Facts

Location Indianapolis, IN
Founded 1969
Nickname Jaguars
Colors Red, Gold and Black
Enrollment 30,300
Home Court The Jungle
Capacity 1,215
Conference Summit League
Chancellor Charles R. Bantz
Athletic Director Michael Moore

Women's Basketball Facts

Head Coach Shann Hart
Alma Mater Norfolk State, '89
Record at IUPUI 55-64 (4 years)
Career Record 182-159 (12 years)
Associate Head Coach Chanel Spriggs
Assistant Coaches Jenny DeMuth
Millette Green
2007-08 Overall Record 17-16
2007-08 Conference Record 11-7
Letterwinners Returning/Lost 6/6
Starters Returning/Lost 4/1
Series vs. WSU WSU leads 4-1

Sports Information

SID Ed Holdaway
Women's Basketball SID Bill Potter
E-Mail wcpotter@iupui.edu
Office (317) 278-3619
Website iupuijags.com

NOVEMBER		
14	at Northern Illinois	TBA
16	at Purdue	2 pm
19	Indiana-Southeast	7 pm
22	Cornell	2 pm
25	South Carolina-Upstate	5 pm
29	vs. Wright State	4 pm
30	at Robert Morris/vs. Howard	TBA
DECEMBER		
6	Western Illinois *	4:30 pm
14	at Cincinnati	7:30 pm
19	vs. Virginia Tech	6 pm
20	vs. SMU/Jacksonville	TBA
29	at Kentucky	TBA
JANUARY		
3	Southern Utah *	7 pm
5	UMKC *	7 pm
10	at South Dakota State *	6 pm
12	at North Dakota State *	8 pm
17	Centenary *	4:30 pm
19	Oral Roberts *	7 pm
24	at IPFW *	1:30 pm
26	at Oakland *	7 pm
31	at UMKC *	8 pm
FEBRUARY		
2	at Southern Utah *	9 pm
7	North Dakota State *	4:30 pm
9	South Dakota State *	7 pm
14	at Oral Roberts *	3 pm
16	at Centenary *	8 pm
21	Oakland *	4:30 pm
23	IPFW *	7 pm
28	at Western Illinois *	5:30 pm
MARCH		
7-10	Summit League Tournament	TBA

Home games in bold. All times Eastern.



BASKETBALL

Loyola

January 5 • Chicago, IL
March 5 • Ervin J. Nutter Center

University Facts

Location Chicago, IL
Founded 1870
Nickname Ramblers
Colors Maroon and Gold
Enrollment 15,545
Home Court Gentile Center
Capacity 5,200
Conference Horizon League
President Fr. Michael Garanzini, S.J.
Athletic Director Dr. John Planek

Women's Basketball Facts

Head Coach Shannon Reidy
Alma Mater Lake Forest, '94
Record at LUC 19-69 (3 years)
Career Record Same
Assistant Coaches Brent Brown
Eric Simpson
Glamora Maeweather
2007-08 Overall Record 8-23
2007-08 Conference Record 5-13
Letterwinners Returning/Lost 9/3
Starters Returning/Lost 5/0
Series vs. WSU Tied 14-14

Sports Information

SID Bill Behrns
Women's Basketball SID Leo Krause
E-Mail lkrause@luc.edu
Office (773) 508-2497
Website loyolaramblers.com

NOVEMBER		
15	at Bradley	5:30 pm
22	at Chicago State	3 pm
24	Robert Morris (IL)	8 pm
28	at New Mexico State	8:30 pm
29	vs. Western New Mexico	6 pm
DECEMBER		
5	at SIU-Edwardsville	8 pm
7	DePaul	5 pm
18	Central Michigan	8 pm
20	at Notre Dame	2 pm
23	at Dayton	5:15 pm
JANUARY		
3	Detroit *	1:30 pm
5	Wright State *	5:30 pm
10	UIC *	3 pm
15	at Butler *	7 pm
17	at Valparaiso *	2:30 pm
22	Green Bay *	8 pm
24	Milwaukee *	3 pm
29	at Cleveland State *	5 pm
31	at Youngstown State *	4:30 pm
FEBRUARY		
7	at UIC *	5:30 pm
12	Valparaiso *	8 pm
14	Butler *	3 pm
19	at Milwaukee *	8 pm
21	at Green Bay *	3 pm
26	Youngstown State *	8 pm
28	Cleveland State *	3 pm
MARCH		
5	at Wright State *	7 pm
7	at Detroit *	2 pm
9-15	Horizon League Tournament	TBA

Home games in bold. All times Eastern.



Miami

December 2 • Ervin J. Nutter Center

University Facts

Location Oxford, OH
Founded 1809
Nickname RedHawks
Colors Red and White
Enrollment 16,300
Home Court Millett Hall
Capacity 6,400
Conference Mid-American
President Dr. David C. Hodge
Athletic Director Brad Bates

Women's Basketball Facts

Head Coach Maria Fantanarosa
Alma Mater Miami, '90
Record at MU 161-133 (10 years)
Career Record 168-153 (11 years)
Assistant Coaches Lisa Hayden
Colleen Day
Jonelle Streed
2007-08 Overall Record 23-11
2007-08 Conference Record 12-4
Letterwinners Returning/Lost 8/2
Starters Returning/Lost 3/2
Series vs. WSU MU leads 18-3

Sports Information

SID Mike Pearson
Women's Basketball SID Mike Roth
E-Mail rothmb@muohio.edu
Office (513) 529-7092
Website muredhawks.com

NOVEMBER		
14	at Eastern Illinois	8 pm
22	IPFW	Noon
25	La Salle	7 pm
29	at Wake Forest	TBA
DECEMBER		
2	at Wright State	7 pm
5	vs. Texas-Pan American	9:30 pm
6	at Air Force/vs. North Carolina Central	TBA
10	at Dayton	Noon
13	Butler	2 pm
21	Murray State	2 pm
29	vs. Towson	5 pm
30	at Florida/vs. Vermont	TBA
JANUARY		
3	Kentucky	2 pm
7	at Akron *	7 pm
10	Kent State *	2 pm
14	at Bowling Green *	7 pm
17	at Buffalo *	2 pm
21	Ohio *	7 pm
24	Toledo *	2 pm
31	at Ball State *	TBA
FEBRUARY		
4	at Western Michigan *	7 pm
7	Central Michigan *	2 pm
11	at Northern Illinois *	8 pm
14	Eastern Michigan *	2 pm
22	at Kent State *	2 pm
25	Akron *	7 pm
28	at Ohio *	TBA
MARCH		
4	Bowling Green *	7 pm
7	Buffalo *	2 pm
10-14	Mid-American Tournament	TBA

Home games in bold. All times Eastern.



Milwaukee

January 15 • Milwaukee, WI
February 14 • Ervin J. Nutter Center

University Facts

Location Milwaukee, WI
Founded 1885
Nickname Panthers
Colors Black and Gold
Enrollment 28,000
Home Court Klotsche Center
Capacity 5,000
Conference Horizon League
Chancellor Dr. Carlos Santiago
Athletic Director Bud Haidet

Women's Basketball Facts

Head Coach Sandy Botham
Alma Mater Notre Dame, '88
Record at UWM 197-149 (12 years)
Career Record 219-153 (13 years)
Assistant Coaches John Motherwell
Sheila Roux
Lindsay Bronson
2007-08 Overall Record 17-14
2007-08 Conference Record 11-7
Letterwinners Returning/Lost 12/3
Starters Returning/Lost 3/2
Series vs. WSU UWM leads 22-12

Sports Information

SID Kevin O'Connor
Women's Basketball SID Kevin Conway
E-Mail conway2@uwm.edu
Office (414) 229-2413
Website uwmpanthers.com

NOVEMBER		
15	at North Carolina State	TBA
16	vs. Charlotte/USC	TBA
22	at Air Force	2 pm
26	SIU-Edwardsville	8 pm
29	at Northern Illinois	TBA
DECEMBER		
2	at Wisconsin	8 pm
7	at Washington State	5 pm
10	Illinois	8 pm
20	Central Michigan	8 pm
22	Evansville	8 pm
31	at Marquette	4 pm
JANUARY		
4	Green Bay *	8 pm
8	at Youngstown State *	5:15 pm
10	at Cleveland State *	5 pm
15	Wright State *	6:30 pm
17	Detroit *	3 pm
22	at UIC *	8 pm
24	at Loyola *	3 pm
29	Valparaiso *	8 pm
31	Butler *	3 pm
FEBRUARY		
5	Cleveland State *	8 pm
7	Youngstown State *	3 pm
12	at Detroit *	7 pm
14	at Wright State *	4:30 pm
19	Loyola *	8 pm
21	UIC *	TBA
26	at Butler *	5 pm
28	at Valparaiso *	2:30 pm
MARCH		
7	at Green Bay *	3 pm
9-15	Horizon League Tournament	TBA

Home games in bold. All times Eastern.





RAIDER

Robert Morris

November 30 ● Moon Township, PA
Possible Opponent

University Facts

Location Moon Township, PA
Founded..... 1921
Nickname..... Colonials
Colors..... Blue and White with Red
Enrollment 5,000
Home Court..... Charles L. Sewall Center
Capacity..... 3,056
Conference..... Northeast
President..... Dr. Gregory G. Dell'Omo
Athletic Director..... Dr. Craig Coleman

Women's Basketball Facts

Head Coach Sal Buscaglia
Alma Mater Canisius, '76
Record at RMU 90-61 (5 years)
Career Record..... 577-252 (30 years)
Associate Head Coach Charlie Buscaglia
Assistant Coach..... Kyle Hejmowski
2007-08 Overall Record..... 23-10
2007-08 Conference Record..... 16-2
Letterwinners Returning/Lost..... 7/3
Starters Returning/Lost..... 3/2
Series vs. WSU RMU leads 1-0

Sports Information

SID Jim Duzyk
Women's Basketball SID Ken Baker
E-Mail baker@rmu.edu
Office (412) 397-5887
Website rmucolonials.com

NOVEMBER		
14	at Xavier	2 pm
20	Preseason NIT	TBA
22	Preseason NIT	TBA
29	Howard	2 pm
30	IUPUI/Wright State	TBA
DECEMBER		
3	at Maine	7 pm
8	St. Francis (NY) *	7 pm
14	Duquesne	7 pm
17	at Akron	7 pm
20	at Kent State	2 pm
30	at Coppin State	5 pm
JANUARY		
3	St. Francis (PA) *	4 pm
5	at Mount St. Mary's *	TBA
10	at Sacred Heart *	2 pm
12	at Quinnipiac *	7 pm
17	Wagner *	4 pm
19	Central Connecticut State *	7 pm
21	Long Island *	7 pm
24	at Fairleigh Dickinson *	4:30 pm
27	North Carolina Central	7 pm
31	Monmouth *	4 pm
FEBRUARY		
2	Bryant	7 pm
7	at Central Connecticut State *	2 pm
9	at St. Francis (NY) *	7 pm
14	Quinnipiac *	4 pm
16	Sacred Heart *	7 pm
21	at Wagner *	4 pm
23	at Monmouth *	7 pm
28	Mount St. Mary's *	4 pm
MARCH		
2	at St. Francis (PA) *	7 pm
7-15	Northeast Tournament	TBA

Home games in bold. All times Eastern.

Valparaiso

January 8 ● Ervin J. Nutter Center
February 7 ● Valparaiso, IN

University Facts

Location Valparaiso, IN
Founded..... 1859
Nickname..... Crusaders
Colors..... Brown and Gold
Enrollment 3,980
Home Court..... Athletics-Recreation Center
Capacity..... 5,000
Conference..... Horizon League
President..... Mark Heckler
Athletic Director..... Mark LaBarbera

Women's Basketball Facts

Head Coach Keith Freeman
Alma Mater Huntington College, '86
Record at VU 243-168 (14 years)
Career Record..... 372-215 (20 years)
Associate Head Coach Greg Kirby
Assistant Coaches..... Abby Scharlow
Christy Smith
2007-08 Overall Record..... 14-16
2007-08 Conference Record..... 9-9
Letterwinners Returning/Lost..... 11/2
Starters Returning/Lost..... 5/0
Series vs. WSU VU leads 8-3

Sports Information

SID Ryan Wronkovicz
Women's Basketball SID Ryan Wronkovicz
E-Mail ryan.wronkovicz@valpo.edu
Office (219) 464-5232
Website valpoathletics.com

NOVEMBER		
19	Bowling Green	8 pm
25	at Central Michigan	Noon
28	at Colorado State	9 pm
29	vs. Florida State/Murray State	7 pm
DECEMBER		
6	at North Texas	5:40 pm
10	Purdue	7 pm
13	Notre Dame	2:30 pm
21	at South Dakota State	3 pm
29	vs. La Salle	5 pm
30	at Lehigh/vs. North Florida	TBA
JANUARY		
3	Youngstown State *	2:30 pm
5	Cleveland State *	8 pm
8	at Wright State *	7 pm
10	at Detroit *	2 pm
15	UIC *	8 pm
17	Loyola *	2:30 pm
23	at Butler *	7 pm
29	at Milwaukee *	8 pm
31	at Green Bay *	3 pm
FEBRUARY		
6	Detroit *	8 pm
8	Wright State *	2:30 pm
12	at Loyola *	8 pm
14	at UIC *	8 pm
17	Chicago State	8 pm
21	Butler *	2:30 pm
26	Green Bay *	6:30 pm
28	Milwaukee *	2:30 pm
MARCH		
5	at Cleveland State *	7 pm
7	at Youngstown State *	2 pm
9-15	Horizon League Tournament	TBA

Home games in bold. All times Eastern.



Youngstown State

January 22 ● Ervin J. Nutter Center
February 21 ● Youngstown, OH

University Facts

Location Youngstown, OH
Founded..... 1908
Nickname..... Penguins
Colors..... Red and White
Enrollment 13,712
Home Court..... Beeghly Center
Capacity..... 6,300
Conference..... Horizon League
President..... Dr. David Sweet
Athletic Director..... Ron Strollo

Women's Basketball Facts

Head Coach Cindy Martin
Alma Mater Florida, '99
Record at YSU First Year
Career Record..... 70-23 (3 years)
Assistant Coaches..... Bernard Scott
Meredith Baugher
Shannon Sword
2007-08 Overall Record..... 14-17
2007-08 Conference Record..... 8-10
Letterwinners Returning/Lost..... 6/6
Starters Returning/Lost..... 2/3
Series vs. WSU YSU leads 21-15

Sports Information

SID Trevor Parks
Women's Basketball SID John Vogel
E-Mail javogel@ysu.edu
Office (330) 941-1480
Website ysusports.com

NOVEMBER		
15	at Kent State	2 pm
19	Buffalo	7 pm
22	Niagara	5:15 pm
28	vs. Weber State	2 pm
29	at Pittsburgh/vs. Elon	TBA
DECEMBER		
3	St. Francis (PA)	7 pm
6	at Bowling Green	2 pm
14	at Central Michigan	2 pm
17	at Canisius	7 pm
20	Akron	2 pm
30	at Toledo	7 pm
JANUARY		
3	at Valparaiso *	2:30 pm
5	at Butler *	7 pm
8	Milwaukee *	5:15 pm
10	Green Bay *	4:30 pm
17	Cleveland State *	2 pm
22	at Wright State *	5:30 pm
24	at Detroit *	4:30 pm
29	UIC *	5:15 pm
31	Loyola *	4:30 pm
FEBRUARY		
5	at Green Bay *	8 pm
7	at Milwaukee *	3 pm
14	at Cleveland State *	5 pm
19	Detroit *	7 pm
21	Wright State *	TBA
26	at Loyola *	8 pm
28	at UIC *	4 pm
MARCH		
5	Butler *	7 pm
7	Valparaiso *	2 pm
9-15	Horizon League Tournament	TBA

Home games in bold. All times Eastern.



BASKETBALL

2009 Wright State Basketball Camps



June 14 Team Camp
June 15-18 Day Camp I
July 27-30 Day Camp II

Contact Camp Director at
(937) 775-3754 or 775-2771
or e-mail: bridgett.williams@wright.edu



RAIDER

Raiders at a Glance

Bridgett Williams



Head Coach
Eighth Season

Kevin Williams



Assistant Coach
Eighth Season

Jenerrie Everette



Assistant Coach
Third Season

Joshua Snyder



Assistant Coach
Third Season

1 Paige Lowe



G 5-3 So.
Cleveland, OH
Maple Heights

3 LaShawna Thomas



G 5-6 So.
Columbus, OH
Eastmoor Academy

5 Ta-myra Davis



C/F 6-1 So.
Akron, OH
Firestone

10 Kanisha Ward



G 5-6 Jr.
Detroit, MI
Renaissance

11 Shely Peddy



G 5-6 So.
Boston, MA
Melrose

14 Mallory Wyrick



G 5-7 Sr.
Cincinnati, OH
Roger Bacon

22 Tamikka Snoddy



F 6-1 Fr.
Cambridge, OH
Cambridge

23 Charné Dixon



G 5-7 Jr.
Boston, MA
Brookline

25 Erica Richardson



F 6-1 Jr.
Wilmington, OH
Wilmington

31 Molly Fox



F 6-1 Fr.
Nashville, IN
Brown County

32 Tanni Scott



F 6-2 So.
Columbus, OH
Centennial

33 Maria Bennett



G 5-8 Fr.
Cincinnati, OH
Anderson

55 Tatianna Hall



F 6-0 So.
Cleveland, OH
Regina

Erin Anderson



Director of Basketball
Operations
Second Year

Kevin Donahue



Manager
Second Year