

Welcome to Raider Basketball



**BRIDGETT
WILLIAMS**



**SIERRA
CRAYTON**




**DANIELLE
DUNCAN**



**WHITNEY
LEWIS**





WRIGHT STATE

Statement of Philosophy for Intercollegiate Athletics

The athletics program at Wright State University is recognized as an integral part of the total educational process. The athletics program is designed to contribute to the total development of the student-athlete's health, fitness, skill, leadership, and respect for others.

Wright State University's intercollegiate athletic representatives are student-athletes, coaches and staff who are instructed on and dedicated to the principles of fair play and amateur competition as defined by the rules of the National Collegiate Athletic Association. It is the responsibility of the athletics administration and coaches to insure that the entire program is in full compliance with all pertinent rules and regulations.

Objectives of the intercollegiate athletics program at Wright State University are to:

1. provide a form of student activity which is generally accepted part of collegiate life.
2. provide opportunities for the development of unique skills and abilities to a diverse segment of the male and female student population.
3. provide the opportunity and motivation for participation in sports activities for a broad segment of the male and female student population.
4. provide a vehicle which is a recognized builder of morale and esprit de corps among students, staff, and alumni.
5. create an awareness of and support for Wright State University within the region, state and nation.
6. sponsor a breadth of programs which will provide student-athletes with the opportunity to compete on a local, regional, or national level. Within this objective, programs will be funded and expectations generated which will provide each program or individual with the opportunity to achieve success.
7. provide an environment in which the student-athlete will learn the value of fair play, the necessity of obeying rules and regulations, and the necessity to perform up to prescribed academic standards.

Wright State Quick Facts

Location: Dayton, OH 45435-0001

Founded: 1964; independent status, 1967

Enrollment: 17,074

Nickname: Raiders

Colors: Hunter Green and Gold

Conference: Horizon League

President: Dr. David Hopkins

Director of Athletics/Alma Mater:
Dr. Michael Cusack/Long Island, 1964

SWA/Alma Mater: Maureen Cooper/Dayton,
1992

Head Coach/Alma Mater: Bridgett Williams/
SIU-Carbondale, 1988

Record at WSU/Years: 67-104/Six

Overall Record/Years: 77-150/Eight

Assistant Coaches/Alma Mater:
Jenerrie Everette/Kentucky, 2004
Joshua Snyder/Cincinnati Christian, 1996
Kevin Williams/Kansas State, 1997

Dir. of Basketball Operations/Alma Mater:
Erin Anderson/Wright State, 2007

Administrative Assistant/Alma Mater:
Dawn Larabee/Oregon, 1988

2006-07 Record: 10-18 Overall, 8-8 Horizon
(Fifth)

Letterwinners Returning/Lost: 6/3

Starters Returning/Lost: 2/3

Assistant AD/Athletic Communications:
Bob Noss

Women's Basketball SID: Matt Zircher
Office: (937) 775-2831

Hotline: 1-888-RAIDERS

Fax: (937) 775-2368

Press Row: (937) 775-4623/4687

email: matt.zircher@wright.edu

Internet: <http://www.wsuraiders.com>

Head Athletic Trainer: Luis "Tony" Ortiz

Women's Basketball Trainer:
Jason Franklin

Home Court/Capacity: Ervin J. Nutter
Center/11,019

Ticket Office Phone: (937) 775-4789

Contents

All-Time MVPs and Letterwinners.....	100
Athletic Director.....	46
Athletic Staff.....	47
Coaches.....	33-39
Dayton.....	70-73
Ervin J. Nutter Center.....	67-68
Final and Horizon League Statistics.....	85
Horizon League.....	76-83
Media Services.....	3
Miami Valley.....	69
1,000 Point Club.....	99
Opponent Records.....	93
Opponents.....	107-113
Player Profiles.....	10-29
President, WSU.....	45
Raiders at a Glance.....	116
Raiders in the Community.....	75
Raider Records.....	96-98
Raider Roster and Team Picture.....	8
Setzer Pavilion /	
Mills Morgan Center.....	65-66
Statement of Philosophy.....	2
Strength and Conditioning.....	40
Through the Years.....	101-106
Training Staff.....	41
Wright State Head Coaches.....	48
Wright State Map.....	74
Wright State Quick Facts.....	2
Wright State University.....	49-64
2006-07 Box Scores.....	86-92
2006-07 Results.....	84
2007-08 Schedule.....	BC
2008 Wright State Basketball Camps.....	114
2007-08 Season Outlook.....	4-5

Credits

Compilation:	Matt Zircher, Associate SID
Typesetting and Printing:	Wright State University Printing Services
Editing:	Wright State University
Photography:	University Media Services, Keith Cole, Trevor Thompson, Tim Boone, Nicholas Falzerano, Tim Zechar
Design:	UTC Communications



Media Services

The 2007–08 media guide is designed to assist your coverage of the Wright State University women's basketball team. Additional information is available by contacting the sports information office at (937) 775-2831.

Credentials

Season credentials will be issued to local reporters, columnists, etc. prior to the first game. If you have not received a season pass in the past, you must contact the sports information office. Game-by-game passes will be issued by as-needed situations, depending on available space. These passes must be requested at least three days in advance of the game and will be distributed at entrance #9 off parking lot #5.

Parking

Season parking passes will be distributed to local media prior to the first game. Press parking will be in parking lot #5 until filled. Individual requests must be made at least five days in advance.

Interviews

Interviews during the week must be arranged through the SID office or with the basketball office. Media may come to practice and talk to players before or after practice but may not contact student-athletes outside these times or outside pre-arranged times. Home phone numbers will not be given out. Coach Williams can be reached Monday through Friday in the morning at (937) 775-2771.

Practices

Practices are generally closed unless permission is granted through Coach Williams and the sports information office.

Photographers

Passes will be handled same as above. Still and video photographers are limited to work the end lines as designated or the concourse level. Visiting teams will be supplied one video copy of the game. Team videographers may tape the game from the platforms on the concourse level if space permits.

Radio

Permission to broadcast games from the Nutter Center must be granted from the SID office a week in advance of the game. Under reciprocal agreements, the official radio station of the home and visiting teams will receive up to two phone lines. Additional lines or unofficial outlets may purchase phone lines for \$75 each if available. Each radio station will receive broadcast space for two.

Phone Lines

Phone lines at court side and in the press room have been set up for collect or reverse charges only.

Television

All requests to televise Wright State University basketball must be made in writing before the season and should be directed to Assistant Athletics Director/Sports Information Director Bob Noss.

Greg Gahr is Memorial Press Room

Named for the late Greg Gahr is—The Voice of the Raiders for 15 years—the Greg Gahr is Memorial Press Room is located on the court level just outside the open end of the arena. Counter space, electric and phone lines will be available as well as stats, notes and score sheets.

Services

Statistics, notes and refreshments will be available in the press room before the game. A copy machine is located in the press room, and a fax machine is located on the third floor in the SID office. Stats monitors will be supplied to official radio and television outlets and then to unofficial outlets when available.

Following the Raiders

On the Internet: Daily updates and score updates as well as other information can be accessed through www.wsuraiders.com, while stats for WSU and other Horizon League schools can be accessed through www.horizonleague.org. Videostreaming: All 12 of Wright State's home games will be video-streamed live on the internet as well as all nine Horizon League road contests and the Horizon League Tournament. A link to where the home games can be viewed can be found at www.wsuraiders.com.

Radio Show

The Bridgett Williams Radio Show will broadcast from various Fricker's locations throughout the Miami Valley six times during the season from 7:00–7:30 p.m. Those dates are:

Monday, December 3
Monday, December 17
Monday, January 14
Monday, January 28
Monday, February 11
Monday, February 25

It can be heard throughout the Miami Valley on WONE 980 AM, and WIZE 1360 AM.

About the Cover...

Seniors (left to right) Danielle Duncan, Whitney Lewis and Sierra Crayton have not only performed on the court during their careers at Wright State, but have performed in the classroom as well as all three have grade point averages of 3.0 or better. Duncan is a Nursing major from Cincinnati, Lewis is a Psychology major from Lynchburg, Ohio, and Crayton is a Middle Childhood Education major from Cahokia, Illinois.

2007-2008 Season Outlook

Wright State Raider Basketball

It will be a new look for the Wright State women's basketball team when the Raiders take the floor this season.

In 2006-07, the Raiders were dominated by upperclassmen as the three seniors—Brittney Whiteside, Tyanda Hammock and Steph Comisar—accounted for 48 percent of the scoring and 35 percent of the rebounding. Along with that trio, the roster was made up three juniors and three freshmen.

This year, the WSU roster will again have three seniors, but the squad as a whole will have a younger look to it. All but one of the other 10 players is either freshmen or sophomores, with seven of the 10 making their Raider debuts this season.

"We definitely have quite a few new faces," says head coach Bridgett Williams, who enters her seventh year at the helm. "I'm confident, though, that they will fit nicely into our program and help us as we work towards a Horizon League championship."

Returners

Leading the list of Raider returnees is senior forward Whitney Lewis, who was named to the League's Preseason Second Team.

"Whitney has been one of the most consistent players in the Horizon League the past three seasons," says Williams. "She continues to improve each year and has put together a solid career for Wright State both on and off the court."

The 2004-05 Horizon League Newcomer of the Year, Lewis finished 13th in the League in scoring last season with an 11.4 average and was 11th in rebounding at 4.9. Despite missing seven games due to injury, Lewis also ranked third in the League in free throw percentage (.824) and three-point percentage (.424), fourth in offensive rebounds per game (2.33) fifth in field goal percentage (.521) and sixth in blocked shots per game (0.86).

Lewis saved her best for last as she recorded a career-best 29 points at Milwaukee in the quarterfinal round of the Horizon League Tournament and averaged 15.5 points per game over the final four contests. She reached double figures in scoring 13 times overall in 2006-07 and gathered in six or more rebounds on eight occasions.

Off the court, Lewis has already earned her bachelor's degree in psychology and did so with a perfect 4.0 grade point average. Named ESPN The Magazine Second Team Academic All-District IV by the College Sports Information Directors of America last season, she was also selected Academic All-Horizon League and was a recipient of Dr. Carl Benner Female Scholar-Athlete Award, which is given to the WSU junior or senior with the highest grade point average in the entire department.

After starting just two games her first two seasons, senior forward Sierra Crayton stepped up her game last year as she made 23 starts, averaging eight points and 4.7 rebounds a contest. She scored a career-high 17 points against Eastern Michigan and collected a career-best 10 rebounds vs Longwood. Crayton scored in double figures 11 times as she shot 45 percent from the field, good for eighth in the League.

The third senior on the team, forward Danielle Duncan, became the only Raider to start every game last season after not starting a game her first two seasons. Duncan, who averaged 4.7 points and four rebounds per game, shot 47 percent from the field and ranked fifth in the League in steals per game at 1.54.

Sophomore guard Kanisha Ward played in all but one game for the Raiders last season, making eight starts over the first month of the season. Ward scored 10 points in back-to-back games against Canisius and Eastern Michigan and dished out eight assists at Marshall. She later scored eight in a win over Cleveland State and recorded three or more assists in a game 13 times.

Erica Richardson, a sophomore forward, showed signs of improvement as the season progressed, averaging nearly eight points per game over the final six contests after averaging just over three points through the first 22 games. She hit six of seven shots in scoring 15 vs Detroit, tallied eight points and six rebounds in the regular-season meeting at Milwaukee and had seven points against the Panthers in the Horizon League Tournament rematch.

Heather Parrish, another sophomore guard, rounds out the list of returnees for the Raiders. Parrish appeared in 24 games off the bench last season, scoring nine points against Longwood and eight vs Indiana at the UM Thanksgiving Tournament.



Newcomers

Along with the six returnees, the roster features seven newcomers, including two transfers who are eligible to play this season. Junior guard and Cincinnati native Mallory Wyrick comes to Wright State after playing the past two seasons at UNC Wilmington while sophomore guard Charné Dixon attended classes at Franklin Pierce College last season but did not play.

Forward Tanni Scott, who was redshirted last year due to knee injury, received Special Mention All-State honors in Division II as a senior for Centennial High School in Columbus, averaging 16.8 points, 13.2 rebounds and 3.2 blocks.

The Raiders also have four true freshmen on their roster. Guard Paige Lowe set school records in assists and steals at Maple Heights High School in Cleveland while guard LaShawna Thomas was Honorable Mention All-State as a senior as she led Columbus Eastmoor Academy to the Division II state semifinals.

Guard Sheylani Peddy averaged 21 points, 9.1 assists, eight steals, 7.3 rebounds and three blocks per game as a senior for Melrose High School in Boston, Massachusetts, and forward Tatianna Hall was named all-district and all-city as a senior with Regina High School near Cleveland, considered one of the top programs in the country.

Forward Ta-myra Davis, a transfer from Youngstown State, will sit out this season due to NCAA requirements and will have three years of eligibility remaining starting with the 2008-09 season.

The Staff
While the faces on the sidelines will be the same as last season, there will

be one change

as Joshua Snyder is now an assistant coach after serving the program as the Director of Basketball Operations last year. The new Director of Basketball Operations is Erin Anderson, who has been a fixture of Raider athletics for the past four years with her work at the Setzer Pavilion/Mills Morgan Center along with being the official scorer for men's and women's basketball games.

Schedule

Wright State again faces a tough schedule in 2007-08 and, unlike last season, a majority of the games will be away from the friendly confines of the Nutter Center as the Raiders have just 12 home games this season, including only two of the first 10.

WSU opens the season on Friday, November 9, with a matchup at Boston College, who has appeared in six of the last eight NCAA Tournaments. The Raiders then open the home portion of their schedule against Ball State on Monday, November 12.

Following road matchups with Mid-American teams Eastern Michigan and Miami, Wright State heads to California Thanksgiving weekend for the Cal Poly Holiday Beach Tournament. WSU takes on the host Mustangs on Saturday, November 24, and North Dakota State on Sunday, November 25.

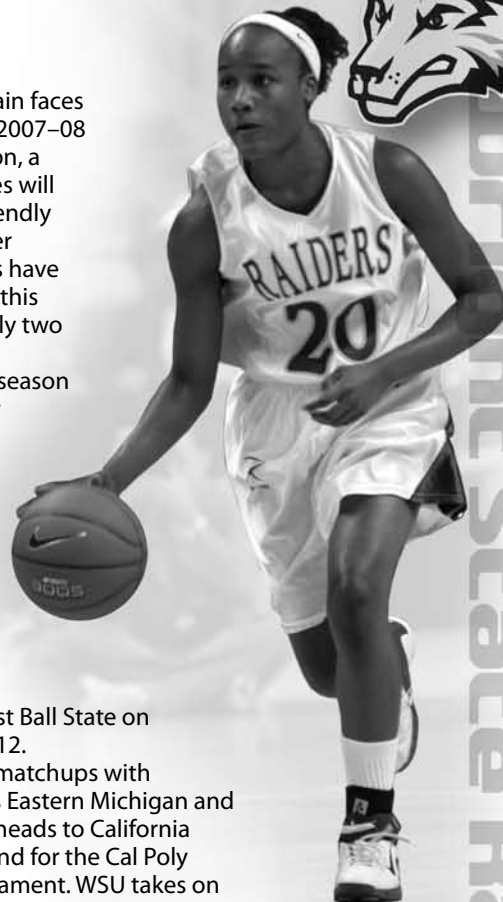
A home date with Canisius kicks off the December portion of the schedule, which will also see the Raiders take on their second ACC team of the year in Wake Forest along with local rivals Cincinnati, Dayton and Evansville. The December 11 game with Cincinnati will mark the first time that Wright State and the Bearcats have met since the 1998-99 season while the December 21 encounter with Evansville will be the first with the Purple Aces since the 1993-94 campaign.

The 18-game Horizon League slate, which begins the first week of January, comprises the rest of the schedule. The travel partner format will again be in place with all the League games set for Thursdays and Saturdays, but after being paired with Butler last season, the Raiders are with Detroit this season as Valparaiso joins the League.

The Horizon League Tournament begins on Monday, March 10, with the opening round, followed by the quarterfinals on Wednesday, March 12, the semifinals on Friday, March 14, and the championship on Sunday, March 16.

"The nonleague schedule is once again very challenging and should prepare us for Horizon League play," says Williams. "It should be an extremely competitive race in the Horizon League this season and I believe that we will definitely be a factor in that race."

With a mixture of youth and experience along with a challenging schedule, it should be an exciting season of Wright State women's basketball.



Wright State Raider Basketball



RIGHT STAR



PLAYERS





WRIGHT STATE

2007-08 Wright State Women's Basketball



Sitting (Left to Right): Charné Dixon, Kanisha Ward, Heather Parrish, Sierra Crayton, Whitney Lewis, Danielle Duncan, Paige Lowe, LaShawna Thomas, Mallory Wyrick.

Back Row (Left to Right): Manager Christal Borden, Assistant Coach Joshua Snyder, Assistant Coach Jenerrie Everette, Erica Richardson, Tanni Scott, Ta-myra Davis, Tatianna Hall, Sheylani Peddy, Head Coach Bridgett Williams, Administrative Assistant Dawn Larabee, Director of Basketball Operations Erin Anderson, Assistant Coach Kevin Williams.

Numerical Roster

No.	Name	Pos.	Ht.	Class	Hometown/High School/Previous School
1	Paige Lowe	G	5-7	Fr.	Cleveland, OH/Maple Heights
3	LaShawna Thomas	G	5-6	Fr.	Columbus, OH/Eastmoor Academy
5	Ta-myra Davis *	G	6-1	So.	Akron, OH/Firestone/Youngstown State
10	Kanisha Ward	G	5-6	So.	Detroit, MI/Renaissance
11	Sheylani Peddy	G	5-6	Fr.	Boston, MA/Melrose
13	Danielle Duncan	F	5-11	Sr.	Cincinnati, OH/Princeton
14	Mallory Wyrick	G	5-7	Jr.	Cincinnati, OH/Roger Bacon/UNC Wilmington
20	Heather Parrish	G	5-7	So.	Burlington, NC/Williams
21	Whitney Lewis	F	6-0	Sr.	Lynchburg, OH/Lynchburg-Clay
23	Charné Dixon	G	5-7	So.	Boston, MA/Brookline/Franklin Pierce
25	Erica Richardson	F	6-1	So.	Wilmington, OH/Wilmington
32	Tanni Scott	F	6-2	Fr.	Columbus, OH/Centennial
34	Sierra Crayton	F	5-11	Sr.	Cahokia, IL/Cahokia
55	Tatianna Hall	F	6-0	Fr.	Cleveland, OH/Regina

Head Coach: Bridgett Williams

Assistant Coaches: Jenerrie Everette, Joshua Snyder and Kevin Williams

Director of Basketball Operations: Erin Anderson

Administrative Assistant: Dawn Larabee

Managers: Christal Borden, Lashawn Robinson, Kevin Donahue

* Will have three years of eligibility beginning with the 2008-09 season.



SENIORS seniors



JUNIOR junior



SOPHOMORES sophomores



FRESHMEN freshmen

sierra.CRAYTON

**Forward
5-II
Senior
Cahokia, IL
(Cahokia)**

34



NOTES

2006-07: Gathered a rebound at Ball State...went 7 for 11 from the field in scoring 16 points against Miami with six rebounds...four points vs Indiana...13 points and five rebounds against Nicholls State...eight points, five rebounds and three assists vs Toledo...first career double-double of 10 points and a career-best 10 rebounds against Longwood...11 points and four rebounds at Canisius...hit 6 of 8 shots in scoring a career-high 17 points along with six rebounds vs Eastern Michigan...13 points against Wake Forest...seven points and nine rebounds at Marshall...six points and four rebounds at Youngstown State...seven points, seven rebounds and three assists at Cleveland State...11 points against Butler...11 points and five rebounds vs Loyola...five points and eight rebounds against UIC...five points and nine rebounds at Detroit...five points and five rebounds vs Milwaukee...15 points and seven rebounds against Green Bay...five points and three rebounds at Butler...eight points at UIC...13 points and five rebounds at Loyola...eight points and five rebounds at Green Bay...four points and two rebounds at Milwaukee...two points, three rebounds and two assists against Cleveland State...four points and three rebounds vs Youngstown State...three points and five rebounds at Milwaukee in the quarterfinals of the HL Tournament.

2005-06: Two rebounds in first career start at Virginia...three rebounds and an assist at Longwood...two points and four rebounds against Montana and Western Carolina at the Seminole Classic...three points and four rebounds at Miami...two rebounds and a steal at Dayton...two points against Marshall...career-high nine points, including banking the game-winning three-pointer, with three rebounds vs Ball State...four points and five rebounds against Seton Hall...four points, four rebounds and three assists vs Youngstown State...three points and three rebounds at Green Bay...four points against Loyola...suffered knee injury vs Butler and missed five games before seeing action at Cleveland State...two points and four rebounds against UIC...four rebounds vs Cleveland State...two points and three rebounds against Green Bay...five points at UIC in the first round of the HL Tournament.

2004-05: Two assists and a rebound at Morehead State...four points and nine rebounds against IPFW...five points vs Ohio...three rebounds vs Brigham Young...four points and four rebounds against Loyola...three rebounds at Butler...two points against Green Bay...four points and three rebounds at Youngstown State...three rebounds at UIC...four points vs Detroit...season-high six points at Loyola...four points and five rebounds against Youngstown State in the HL quarterfinals...five points vs Detroit in the HL semifinals.



CAREER HIGHS

Points:	17 vs Eastern Michigan (12/9/06)
Field Goals Made:	7 vs Miami (11/21/06)
Field Goals Attempted:	15 vs Green Bay (1/27/07)
Field Goal Percentage:	.800 (4 for 5) at UIC (2/8/07)
3-Pt. Field Goals Made:	1 vs Ball State (12/17/05)
3-Pt. Field Goals Attempted:	1 vs Ball State (12/17/05); vs Toledo (11/29/06)
3-Pt. Field Goal Percentage:	1.000 (1 for 1) vs Ball State (12/17/05)
Free Throws Made:	5 on five occasions
Free Throws Attempted:	9 vs Eastern Michigan (12/9/06)
Free Throw Percentage:	1.000 (3 for 3) at UIC (3/2/06)
Rebounds:	10 vs Longwood (12/2/06)
Assists:	3 on three occasions
Blocks:	2 vs IPFW (11/24/04)
Steals:	2 on 4 occasions



HIGH SCHOOL

Signed with the Raiders in the spring...averaged 17.3 points and 16.0 rebounds per game as a senior for the Comanches...three-time team Most Valuable Player...named to eight All-Tournament teams...received several All-Area and All-South Seven Conference honors during her career...first girls basketball player in Cahokia history to record over a 1000 points and a 1000 rebounds in a career as she finished as the career leader in both categories (1155 points, 1144 rebounds)...a 2002 selection for the USA Junior Nationals All-State team...also excelled in other sports as she placed sixth in the state track meet in the 4 x 100 relay and was captain of the tennis team...member of the National Honor Society, president of the senior class and homecoming queen.

PERSONAL

Born Sierra Sherell Crayton on July 19, 1986...is the daughter of Diane Holmes and has one sister.

GETTING TO KNOW SIERRA...

My nickname is: Si

My career plans are to: Teach, coach and serve in my community

My dream job would be: To work within an organization that helps adolescents and adults learn valuable life skills

My favorite TV show is: The Wire

My favorite movie is: Life

My favorite musical artist is: Lauryn Hill

My favorite food is: Chicken wings

My favorite sports team is: Wright State Raiders

My favorite athletes growing up were: Marion Jones, Jackie Joyner-Kersey

Three words that describe me are: Caring, Athletic, Giving



CRAYTON'S CAREER RECORD

Year	G-S	FG-A	Pct.	3FG-A	Pct.	FT-A	Pct.	Reb.	Avg.	PF-D	A	BL	ST	Pts.	Avg.
2005	23-0	15-39	.385	0-0	.000	11-22	.500	44	1.9	23-0	6	3	4	41	1.8
2006	22-2	11-33	.333	1-1	1.000	20-28	.714	48	2.2	40-0	6	3	6	43	2.0
2007	28-23	89-197	.452	0-1	.000	46-83	.554	131	4.7	94-5	18	5	18	224	8.0
Totals	73-25	115-269	.428	1-2	.500	77-153	.579	223	3.1	157-5	30	11	28	308	4.2

danielle.DUNCAN

Forward
S-II
Senior
Cincinnati, OH
[Princeton]

13



NOTES

2006-07: Six points, three rebounds and two steals in first career start at Ball State...four rebounds against Miami...two assists vs Indiana...six points and four rebounds against Nicholls State...six points and seven rebounds vs Toledo...nine points with four rebounds against Longwood...nine points and six rebounds along four assists and four steals at Canisius...seven points and three rebounds vs Eastern Michigan...four points, four steals and two assists against Wake Forest...career-high five steals vs Dayton...five points and three rebounds at Youngstown State...four points, a season-high nine rebounds and three steals at Cleveland State...seven points, five rebounds and four steals against Butler...eight points and four rebounds vs Loyola...two points and four rebounds against UIC...six points and three rebounds at Detroit...six points and five rebounds vs Milwaukee...eight rebounds against Green Bay...six points and five rebounds at Butler...two points and three rebounds at UIC...seven points and five rebounds at Loyola...three points and five rebounds vs Detroit...four points and three steals at Green Bay...three points and three rebounds at Milwaukee...five points and four rebounds against Cleveland State...two points and two rebounds vs Youngstown State...nine points and three rebounds at Milwaukee in the HL quarterfinals.

2005-06: Three rebounds at Virginia...two assists at Longwood...two points and two steals against Montana...two rebounds vs Western Carolina...four points and three rebounds at Miami...seven points and two rebounds at Toledo...four points and three rebounds against Marshall...four points and five rebounds vs Ball State...four points, four rebounds and three assists vs Youngstown State...three points and four rebounds at Milwaukee...four points and four rebounds at Green Bay...two points and five rebounds against Loyola...two points, two rebounds and two assists vs Butler...two points and two rebounds at Detroit...three rebounds at Youngstown State.

2004-05: Three points, 11 rebounds and two assists at Morehead State...18 points, nine rebounds and three assists against IPFW...four points vs Ohio...five points at Central Michigan...two points and four rebounds against Dayton...two points and four rebounds at Akron...two points, a rebound and an assist vs Brigham Young...two points and four rebounds against Butler...two points, four rebounds and three steals at Green Bay...double-double of 11 points and 10 rebounds vs Cleveland State...four points and three rebounds at Detroit...two points and four rebounds vs UIC...five points against Loyola...five rebounds at Butler...four points vs Milwaukee...two points and two rebounds against Green Bay...two points at Youngstown State...two points and two rebounds vs Detroit...four points and three rebounds at Loyola...six points at Cleveland State...five points and four rebounds against Youngstown State in the HL quarterfinals...five points and three rebounds vs Detroit in the HL semifinals.



CAREER HIGHS

Points:	18 vs IPFW (11/24/04)
Field Goals Made:	5 vs IPFW (11/24/04)
Field Goals Attempted:	8 vs IPFW (11/24/04) ; vs Eastern Michigan (12/6/06)
Field Goal Percentage:	1.000 (3 for 3) vs Nicholls State (11/25/06)
3-Pt. Field Goals Attempted:	1 at Detroit (1/16/06)
Free Throws Made:	8 vs IPFW (11/24/04)
Free Throws Attempted:	13 vs IPFW (11/24/04)
Free Throw Percentage:	1.000 (3 for 3) at Toledo (12/10/05)
Rebounds:	11 at Morehead State (11/21/04)
Assists:	4 at Canisius (12/5/06)
Blocks:	1 on 11 occasions
Steals:	5 vs Dayton (12/22/06)



HIGH SCHOOL

Signed with the Raiders in the fall...Honorable Mention All-District as a senior...First-Team All-Greater Miami Conference as a senior... Princeton was 16-0 in the GMC in 2003-04 in winning its second straight league crown...team finished 25-2 overall and advanced to the Division I regionals at the Nutter Center, defeating Kettering Fairmont in the semifinals before falling to Dayton Chaminade-Julienne in the finals...First-Team All-GMC selection as a junior as she averaged 11.4 points and 7.2 rebounds per game...team finished 18-4 overall in 2002-03 and won the GMC title with a mark of 15-1.

PERSONAL

Born Donice Danielle Duncan on November 25, 1985...is the daughter of Preston Duncan and Donice Paula Deck and step-daughter to Janice Duncan...has two brothers and two sisters.

GETTING TO KNOW DANIELLE...

My nicknames are: D.Dunk, Dee
 My career plans are to: Pursue a career in Nursing
 My favorite TV show is: Martin
 My favorite movies are: The Friday Series
 My favorite music is: R&B
 My favorite food is: Sweets
 My favorite sports team is: Pittsburgh Steelers
 My favorite athlete growing up was: Michael Jordan
 Three words that describe me are: Outspoken, Organized, Competitive



DUNCAN'S CAREER RECORD

Year	G-S	FG-A	Pct.	3FG-A	Pct.	FT-A	Pct.	Reb.	Avg.	PF-D	A	BL	ST	Pts.	Avg.
2005	30-0	36-79	.456	0-0	.000	26-44	.591	89	3.0	56-0	16	3	18	98	3.3
2006	26-0	15-39	.385	0-1	.000	9-22	.409	49	1.9	36-1	12	4	6	39	1.5
2007	28-28	45-96	.469	0-0	.000	41-72	.569	112	4.0	92-3	28	4	43	131	4.7
Totals	84-28	96-214	.449	0-1	.000	76-138	.551	250	3.0	184-4	56	11	67	268	3.2

whitney.LEWIS

Forward
6-0
Senior
Lynchburg, OH
[Lynchburg-Clay]

21



NOTES

2006-07: 19 points along with three rebounds at Ball State...three points and five rebounds against Miami...11 points, including three three-pointers, with three blocks vs Indiana...21 points against Nicholls State with six rebounds and four assists...named the Horizon League's Female Scholar-Athlete of the Week on November 28...10 points on five-for-five shooting vs Toledo...missed seven of eight games due to stress fracture in right foot...nine points, six rebounds, two assists and two steals against Butler...21 points, including a career-best four three-pointers, vs Loyola with four rebounds and three assists...14 points with six rebounds against UIC...named the Horizon League's Female Scholar-Athlete of the Week on January 17...10 points, six rebounds and three steals at Detroit...seven points, nine rebounds and five assists against Green Bay...13 points, eight rebounds and four steals at Butler...13 points, nine rebounds and three assists at UIC...10 points, four rebounds, two assists and two steals at Milwaukee...11 points, five rebounds and two steals against Cleveland State...12 points, four rebounds, two assists and two blocks vs Youngstown State...career-high 29 points with seven rebounds and five steals at Milwaukee in the HL quarterfinals... named ESPN The Magazine Second-Team Academic All-District IV by the College Sports Information Directors of America...selected to the Academic All-Horizon League team...named as a recipient of Dr. Carl Benner Female Scholar-Athlete Award, which is given to the WSU junior or senior with the highest GPA in the entire department.

2005-06: 12 points, seven rebounds and two assists at Longwood...13 points, seven rebounds and two blocks against Montana...10 points, including a perfect eight-for-eight at the foul line, with eight rebounds and two assists vs Western Carolina...10 points, six rebounds, three blocks, two assists and two steals at Miami...13 points and three rebounds at Dayton...six assists, three rebounds and three blocks at Toledo...10 points and nine rebounds, eight offensive, against Marshall...five points and three rebounds vs Ball State...17 points at Milwaukee along with six rebounds...16 points and six rebounds at Green Bay...13 points, seven rebounds and five assists against Loyola...13 points and seven rebounds vs Butler...12 points and seven rebounds at Loyola...12 points, four rebounds and four assists at UIC...18 points at Butler with six rebounds...15 points and eight rebounds at Youngstown State...seven points, a career-high seven assists and six rebounds at Ohio State...11 points and eight rebounds vs Cleveland State...14 points and nine rebounds against Green Bay...19 points, including a perfect nine-for-nine at the foul line, in posting a double-double with 11 rebounds and five assists at UIC in the HL First Round...named to the Academic All-Horizon League Team.

2004-05: Horizon League Newcomer of the Year...seven points and eight rebounds against IPFW... eight points, nine rebounds and four blocks vs Ohio...double-double of 17 points and 11 rebounds against Miami with two assists and three steals...nine points and seven rebounds vs Dayton... eight points and nine rebounds against Indiana State...seven points, six rebounds and five blocks at Akron...10 points and six rebounds at Cal State Northridge...double-double of 15 points and 11 rebounds against Butler...seven points and five rebounds against Youngstown State...16 points, eight rebounds and four blocks at Detroit...nine points, eight rebounds and three steals vs UIC...10 points and six rebounds at Milwaukee...tied season best with 17 points against Loyola...nine points, five rebounds and four assists at Butler... double-double of 11 points and 13 rebounds, eight offensive, vs Milwaukee with six assists...nine points against Green Bay...10 points and five rebounds at Youngstown State...12 points, all in the second half, with eight rebounds and three assists at UIC...eight points and eight rebounds vs Detroit...13 points and seven rebounds at Loyola...nine points, 10 rebounds and three blocks at Cleveland State...selected to the Horizon League All-Tournament Team...10 points and five rebounds vs Detroit in the semifinals...12 points with six rebounds against Green Bay in the championship game.



CAREER HIGHS

Points:	29 at Milwaukee (3/7/07)
Field Goals Made:	11 at Milwaukee (3/7/07)
Field Goals Attempted:	17 at Milwaukee (3/7/07)
Field Goal Percentage:	1.000 (5 for 5) vs Toledo (11/29/06)
3-Pt. Field Goals Made:	4 vs Loyola (1/11/07)
3-Pt. Field Goals Attempted:	7 vs Loyola (1/11/07)
3-Pt. Field Goal Percentage:	.571 (4 for 7) vs Loyola (1/11/07)
Free Throws Made:	9 at UIC (3/2/06)
Free Throws Attempted:	10 at Miami (11/30/05)
Free Throw Percentage:	1.000 (9 for 9) at UIC (3/2/06)
Rebounds:	13 vs Milwaukee (2/3/05)
Assists:	7 at Ohio State (2/7/06)
Blocks:	5 at Akron (12/14/04)
Steals:	5 at Milwaukee (3/7/07)



HIGH SCHOOL

All-time Ohio High School Athletic Association career leader in blocks with 560... Second-Team All-State, All-Southeast District and All-Southern Hills League as a senior as she averaged 18.2 points per game... First-Team All-State, the Southeast District Division III Player of the Year and All-Southern Hills League as a junior as she averaged 23 points per game... helped lead the 2002-03 Lady Mustangs to a perfect 13-0 mark in the league, a 23-3 overall record and an appearance in the Division III regional finals... Second-Team All-State as a sophomore as she averaged 18.7 points per game... blocked 10 shots in a game during the 2001-02 season, ranking her fourth on the all-time OHSAA single-game list... her 164 blocks that season place her third in the rankings... Honorable Mention All-State in Division IV as a freshman.

PERSONAL

Born Whitney Danielle Lewis on April 6, 1986... is the daughter of Wade and Kimberly Lewis and has one brother and two sisters.

GETTING TO KNOW WHITNEY...

My nickname is: Whit-Dawg

My career plans are to: Get a Ph.D. in psychology

My dream job would be: To be successful

My favorite TV show is: Friends

My favorite movie is: Independence Day

My favorite musical group is: The Beatles

My favorite food is: Grilled chicken with rice

My favorite sports teams are: Wright State Raiders,
Lynchburg-Clay Mustangs

My favorite athlete growing up was: Michael Jordan

Three words that describe me are: Competitive, Meticulous, Stern



LEWIS' CAREER RECORD

Year	G-S	FG-A	Pct.	3FG-A	Pct.	FT-A	Pct.	Reb.	Avg.	PF-D	A	BL	ST	Pts.	Avg.
2005	30-30	98-188	.521	0-1	.000	70-98	.714	191	6.4	68-1	38	37	23	266	8.9
2006	28-28	197-393	.501	3-18	.167	88-110	.800	172	6.1	67-1	55	23	24	289	10.3
2007	21-18	86-165	.521	25-59	.424	42-51	.824	103	4.9	45-0	36	18	29	239	11.4
Totals	79-76	283-558	.507	28-77	.364	200-259	.772	466	5.9	180-2	129	78	76	794	10.1

heather.PARRISH


Guard
5-7
Sophomore
Burlington, NC
[Williams]

20



NOTES

2006-07: Gathered in a rebound at Ball State...two points and a steal against Miami...eight points, an assist and a steal vs Indiana...two assists vs Toledo...nine points, two assists and two steals against Longwood...two points and two rebounds at Canisius...had a rebound against Dayton, at Youngstown State and against UIC...two points at Cleveland State...two points, one rebound and one assist against Butler...had a rebound and an assists vs Milwaukee... three rebounds at Loyola...recorded a rebound and an assist vs Detroit...two points at Green Bay.



CAREER HIGHS

Points:	9 vs Longwood (12/2/06)
Field Goals Made:	4 vs Indiana (11/24/06)
Field Goals Attempted:	7 vs Indiana (11/24/06)
Field Goal Percentage:	1.000 (2 for 2) vs Longwood (12/2/06)
3-Pt. Field Goals Attempted:	1 vs Toledo (11/29/06); at Green Bay (2/22/07)
Free Throws Made:	5 vs Longwood (12/2/06)
Free Throws Attempted:	6 vs Longwood (12/2/06)
Free Throw Percentage:	.833 (5 for 6) vs Longwood (12/2/06)
Rebounds:	3 at Loyola (2/10/07)
Assists:	2 vs Toledo (11/29/06); vs Longwood (12/2/06)
Steals:	2 vs Longwood (12/2/06)



HIGH SCHOOL

Signed with Wright State during the spring period...lettered all four years for the Bulldogs...named All-Region by the Burlington Times-News as a senior as she averaged 17 points per game...All- Mid-State 3-A Conference in 2006 ...team captain and Most Valuable Player as a senior... set the school record for points in a game with 33...also earned three letters in track.

PERSONAL

Born Heather Nicole Parrish on April 7, 1988...is the daughter of Terry and Joyce Montague.

GETTING TO KNOW HEATHER...

My nickname is: HP

My career plans are to: Play overseas or own a marketing firm

My dream job would be: Playing basketball all the time

My favorite TV show is: Fosters Home for Imaginary Friends

My favorite movies are: Love and Basketball, Facing the Giants

My favorite musical artist is: Trey Songz

My favorite food is: Pasta

My favorite sports team is: Wright State Raiders

My favorite athletes growing up were: Michael Jordan, David Robinson

Three words that describe me are: Funny, Outgoing, Loud



PARRISH'S CAREER RECORD

Year	G-S	FG-A	Pct.	3FG-A	Pct.	FT-A	Pct.	Reb.	Avg.	PF-D	A	BL	ST	Pts.	Avg.
2007	24-0	10-29	.345	0-2	.000	7-9	.778	16	0.7	14-0	11	0	4	27	1.1

erica.RICHARDSON

Forward
6-1
Sophomore
Wilmington, OH
[Wilmington]

25



NOTES

2006–07: Eight points, five rebounds, two assists and two steals at Ball State...six points, four rebounds and two steals against Miami...seven points, three rebounds and three assists vs Indiana ...three points and four rebounds against Nicholls State...10 points and four rebounds vs Toledo... four points and two rebounds against Longwood ...eight points and two rebounds at Canisius...four assists and three rebounds vs Eastern Michigan ...four rebounds against Wake Forest...four points and two rebounds at Marshall...four points, three rebounds and two assists vs Dayton...three points at Cleveland State... two points and two rebounds vs Loyola... two points and three rebounds against UIC... four points and five rebounds against Green Bay...hit six of seven shots in scoring 15 points off the bench along with five rebounds vs Detroit...five points and three rebounds at Green Bay...eight points and six rebounds at Milwaukee...five points against Cleveland State...six points and three rebounds vs Youngstown State...seven points, two rebounds and two blocks at Milwaukee in the Horizon League quarterfinals.



CAREER HIGHS

Points: 15 vs Detroit (2/15/07)
 Field Goals Made: 6 vs Detroit (2/15/07)
 Field Goals Attempted: 8 at Canisius (12/5/06); vs Eastern Michigan (12/9/06)
 Field Goal Percentage: .857 (6 for 7) vs Detroit (2/15/07)
 Free Throws Made: 5 vs Indiana (11/24/06)
 Free Throws Attempted: 6 vs Indiana (11/24/06)
 Free Throw Percentage: 1.000 (4 for 4) on three occasions
 Rebounds: 6 at Milwaukee (2/24/07)
 Assists: 4 vs Eastern Michigan (12/9/06)
 Blocks: 2 vs Toledo (11/29/06); at Milwaukee (3/7/07)
 Steals: 2 on four occasions



HIGH SCHOOL

Signed with Wright State during the fall period...lettered all four years for the Hurricanes...received Honorable Mention All-State honors in Division II as a senior as she scored 384 points, collected 255 rebounds and had 64 blocked shots...four-time All-Fort Ancient Valley Conference selection...Second-Team All-District pick after being named to the First-Team as a junior...holds school record for scoring, men or women, with 1,341 points, rebounds with 1,005 and blocks with 249... two-year team captain and Most Valuable Player ...also was a four-year starter, Most Valuable Player and All-FAVC honoree in volleyball.

PERSONAL

Born Erica Lynn Richardson on November 11, 1987... is the daughter of Ralph and Liesha Richardson and has two brothers.

GETTING TO KNOW ERICA...

My nicknames are: E, ERich
 My career plans are to: Get a job working with kids
 My favorite TV show is: Grey's Anatomy
 My favorite movie is: How to Lose a Guy in 10 Days
 My favorite musical group is: Kenny Chesney
 My favorite food is: Pizza
 My favorite sports team is: Indianapolis Colts
 My favorite athletes growing up were: Michael Jordan
 Three words that describe me are: Funny, Nice, Caring



RICHARDSON'S CAREER RECORD

Year	G-S	FG-A	Pct.	3FG-A	Pct.	FT-A	Pct.	Reb.	Avg.	PF-D	A	BL	ST	Pts.	Avg.
2007	28-2	39-98	.398	0-0	.000	38-57	.667	74	2.6	70-2	19	9	15	116	4.1

Kanisha.WARD

Guard
5-6
Sophomore
Detroit, MI
[Renaissance]

10



NOTES

2006-07: Five points, six assists and two rebounds at Ball State...seven points and six rebounds against Miami...did not play vs Indiana due to collision in Miami game...six points and six rebounds against Nicholls State...three points and four assists vs Toledo ...six points and four assists against Longwood...10 points and four rebounds at Canisius...10 points, four rebounds, four steals and three assists vs Eastern Michigan...three rebounds, two assists and two steals against Wake Forest ...eight assists and four steals at Marshall...five rebounds vs Dayton...two rebounds and two assists at Youngstown State...five points, three assists and two rebounds against Butler...four assists vs Loyola...two points, four rebounds and two assists against UIC...four points, six steals and three assists at Detroit...five points, three assists, three steals and two rebounds vs Milwaukee...five points, four rebounds, three assists and two steals against Green Bay...two points and three assists at Butler... three points and two rebounds at UIC...two points, three assists and two steals at Loyola...six points, four rebounds and three steals against Detroit... three rebounds at Green Bay...two points and two assists at Milwaukee...eight points, including two three-pointers, against Cleveland State...three points and four rebounds vs Youngstown State...four points, three rebounds and three assists at Milwaukee in the Horizon League quarterfinals.



CAREER HIGHS

Points:	10 at Canisius (12/5/06); vs Eastern Michigan (12/9/06)
Field Goals Made:	3 at Canisius (12/5/06); vs Eastern Michigan (12/9/06)
Field Goals Attempted:	8 at Ball State (11/18/06); at Milwaukee (3/7/07)
Field Goal Percentage:	1.000 (2 for 2) vs Milwaukee (1/25/07); vs Cleveland State (3/1/07)
3-Pt. Field Goals Made:	2 on three occasions
3-Pt. Field Goals Attempted:	6 vs Green Bay (1/27/07)
3-Pt. Field Goal Percentage:	1.000 (2 for 2) vs Cleveland State (3/1/07)
Free Throws Made:	4 vs Detroit (2/15/07)
Free Throws Attempted:	4 on three occasions
Free Throw Percentage:	1.000 (4 for 4) vs Detroit (2/15/07)
Rebounds:	6 vs Miami (11/21/06); vs Nicholls State (11/25/06)
Assists:	8 at Marshall (12/19/06)
Steals:	6 at Detroit (1/20/07)



HIGH SCHOOL

Signed with Wright State during the fall period...named Second-Team All-State as a senior...helped lead Renaissance to a 23-4 record and the 2005-06 Class B state title...scored eight points and added five steals and two assists in the championship game against Hudsonville Unity Christian...had five points, five assists and four steals in the semifinals vs St. Clair...received team's Defensive Player of the Year award as a senior and was selected as the Most Improved Player as a junior...team captain her final two years...also competed in track.

PERSONAL

Born Kanisha Joelle Ward on November 26, 1988...is the daughter of Allen White and Kasandra Ward and has one brother and one sister.

GETTING TO KNOW KANISHA...

- My nickname is: Nuk
- My career plans are to: Be the head athletic trainer for a professional sports team
- My dream job would be: To own my own rehab center
- My favorite TV show is: SpongeBob SquarePants
- My favorite movie is: Harlem Nights
- My favorite musical artist is: Patti LaBelle
- My favorite food is: Chicken
- My favorite sports team is: Wright State Raiders
- My favorite athlete growing up was: Lynette Woodard
- Three words that describe me are: Silly, Goofy, Passionate

WARD'S CAREER RECORD

Year	G-S	FG-A	Pct.	3FG-A	Pct.	FT-A	Pct.	Reb.	Avg.	PF-D	A	BL	ST	Pts.	Avg.
2007	27-8	33-110	.300	18-72	.250	23-32	.719	72	2.7	45-1	67	0	40	107	4.0

mallory.WYRICK



Guard

5-7

Junior

Cincinnati, OH

[Roger Bacon/UNC Wilmington]

14



NOTES

Has two years of eligibility remaining after transferring from UNC Wilmington.

2006-07: Appeared off the bench against South Carolina State and College of Charleston.

2005-06: Walk-on who appeared in five games...grabbed two rebounds and added one block in collegiate debut against Coastal Carolina... took one shot against Northeastern...also saw action vs Jacksonville State, James Madison and Old Dominion.

HIGH SCHOOL

Three-year letterwinner for the Spartans...helped lead team from a 4-17 mark in freshman season to 23-3 record and a regional runner-up finish in her senior campaign...named team Most Valuable Player following sophomore season...team captain as a senior...honored with Spartan Award for dedication and leadership...played in Ohio East/West All Star Game...earned Pride, Hustle and Desire Award after freshman year...received Ohio High School Athletic Association Gold Academic Honor... selected First-Team All-Girl's Greater Cincinnati League in softball... four-time recipient of Three-Sport Athlete Award.

PERSONAL

Born Mallory Jo Wyrick on October 12, 1986...is the daughter of Dave and Jill Wyrick and has one brother and one sister... brother, Beckham, played basketball at UNC Wilmington.

GETTING TO KNOW MALLORY...

My nickname is: Mal

My career plans are to: Become a high school health teacher

My dream job would be: Ice cream taste tester

My favorite TV show is: The Hills

My favorite movie is: Tommy Boy

My favorite musical group is: Rascal Flatts

My favorite food is: Pizza

My favorite sports team is: Cincinnati Bengals

My favorite athletes growing up were: Michael Jordan, Mia Hamm

Three words that describe me are: Fun-loving, Kind, Encouraging





ta-myra.DAVIS



Center/Forward

6-1

Sophomore

Akron, OH

[Firestone/Youngstown State]

5

NOTES

Has three years of eligibility remaining starting in 2008–09 after transferring from Youngstown State.

Youngstown State: Appeared in 24 games with one start during the 2006–07 season... averaged 3.9 points and 4.3 rebounds per game while shooting 50 percent from the floor... averaged 12.7 points and 6.7 rebounds per game and shot 63.6 percent from the floor over the last three games of the season...recorded first career double-double with a career-high 19 points and a career-best 10 rebounds against Butler...went 7-of-11 from the field and 5-of-5 from the free throw line...posted 11 points with six boards vs Wright State...scored a team-high eight points against Butler...grabbed a team-high eight rebounds vs Butler... contributed seven points and six boards against Clarion...posted a season-high nine rebounds vs Duquesne...hauled down four boards in eight minutes in a win over Buffalo...grabbed four rebounds and scored four points against Coppin State... posted four points with five rebounds in her intercollegiate debut vs Cincinnati.

HIGH SCHOOL

Special Mention All-Ohio as a senior as she averaged 17 points and 15.5 rebounds per game...named Akron City Series Player of the Year...scored more than 1,000 points and grabbed more than 1,000 rebounds during her high school career...was a Division I Special Mention All-Ohio and a First-Team All-District selection as a junior...averaged 18.4 points and 17.7 rebounds as a junior, and averaged 16.1 points, 17 rebounds per game as a sophomore.

PERSONAL

Born Ta-myra Aliece Davis on December 31, 1987...is the daughter of Tyree and Deidre Davis and has a brother and a sister.

GETTING TO KNOW TA-MYRA...

My nickname is: T

My career plans are to: Become a news anchor, journalist and own my own magazine

My dream job would be: A news anchor

My favorite TV show is: The Hills

My favorite movie is: Ray

My favorite musical artist is: Beyoncé

My favorite food is: Taco Salad

My favorite sports team is: Miami Heat

My favorite athlete growing up was: Michael Jordan

Three words that describe me are: Quiet, Kind, Ambitious



charné.DIXON



Guard
5-7
Sophomore
Boston, MA
[Brookline/Franklin Pierce]

23



NOTES

Franklin Pierce: Attended classes there in 2006-07 but did not play.

HIGH SCHOOL

Team Most Valuable Player as a junior and senior...All-Bay State Conference selection in 2005...averaged 16 points, eight assists, six rebounds and three blocks per game as a junior.

PERSONAL

Born Charné C. Dixon on April 20, 1987 ...is the daughter of Stephanie Dixon and Gregory Fernandes and has one brother and one sister.

GETTING TO KNOW CHARNÉ...

My nickname is: Né

My career plans are to: To open and run a successful business

My dream job would be: To be retired

My favorite TV shows are : Friends, Will and Grace, Hannah Montana

My favorite movies are: The Notebook, Remember The Titans

My favorite musical artists are: Beyoncé, Jay-Z, Ashanti, Lil' Wayne

My favorite foods are: Seafood, Buffalo wings

My favorite sports teams are: Boston Red Sox, Boston Celtics, New England Patriots

My favorite athletes growing up were: Michael Jordan, Sheryl Swoopes

Three words that describe me are: Funny, Spoiled, Ambitious





tanni.SCOTT

**Forward
6-2
Freshman
Columbus, OH
[Centennial]**

32



NOTES

2006-07: Redshirted.

HIGH SCHOOL

Signed with Wright State during the spring period... lettered all four years for the Stars...received Special Mention All-State honors in Division II as a senior as she averaged 16.8 points per game along with 13.2 rebounds and 3.2 blocks...named First-Team All-District in 2006 after being chosen to the Third Team as a junior...chosen All-City her final three years...holds school records for most rebounds and blocks in a season and most rebounds in a game with 38...also lettered all four years in track and twice in both cross country, where she was All-City as a senior, and swimming, also earning All-City recognition.

PERSONAL

Born Tanni L. Scott on July 5, 1987...is the daughter of Frank Scott III and Wendy Scott and has two brothers.

GETTING TO KNOW TANNI...

- My nickname is: T. Scott
- My career plans are to: Own my own business
- My dream job would be: Doing something I love
- My favorite TV show is: Fresh Prince of Bel Air
- My favorite movie is: Love and Basketball
- My favorite musical group is: Boyz II Men
- My favorite food is: Chicken fried rice
- My favorite sports team is: Los Angeles Lakers
- My favorite athletes growing up were: Michael Jordan
- Three words that describe me are: Outgoing, Unpredictable, Unique

tatianna.HALL



Forward
6-0
Freshman
Cleveland, OH
[Regina]

55



HIGH SCHOOL

Signed with Wright State during the fall period... named All-District and All-City as a senior as she averaged 10 points and two rebounds per game while shooting 54 percent from the field... Regina finished 23-2 in 2006-07, was the top-ranked in the final Associated Press Division III poll and advanced to the regional finals... team was top-ranked in the AP Division III poll again in 2005-06 and ranked 23rd in the country by USA Today... Royals posted a record of 23-2 that season and advanced to the regional semifinals... part of the 2004-05 Regina squad that finished 25-3 and won the Division III state championship.

PERSONAL

Born Tatianna Heathfield Hall on October 13, 1988... is the daughter of Joy Heathfield and D. Hall Sr. and has three brothers.

GETTING TO KNOW TATIANNA...

My nickname is: Tat
My career plans are to: Play overseas
My dream job would be: Coach, management of some kind
My favorite TV show is: Law & Order: SVU
My favorite movies are: Love & Basketball, Facing the Giants, The Notebook
My favorite musical artists are: Keyshia Cole, J. Holiday
My favorite food is: Spaghetti
My favorite sports team is: Cleveland Cavaliers
My favorite athletes growing up were: Michael Jordan, Allen Iverson, Cynthia Cooper
Three words that describe me are: Athletic, Hardworking, Loving





paige.LOWE

Guard
5-3
Freshman
Cleveland, OH
[Maple Heights]



HIGH SCHOOL

Signed with Wright State during the fall period...named First-Team All-Lake Erie League as a senior...Second Team All-League selection as a junior as she averaged 14 points, five assists and two rebounds per game while shooting 90 percent from the free throw line...holds school records for assists and steals...recipient of the Scholar-Athlete Award, People to People Award and was honored by the U.S. Achievement Academy... member of the National Honor Society...listed in Who's Who Among American High School Students...received the Presidential Award.

PERSONAL

Born Paige Brittany Lowe on October 11, 1988... is the daughter of Gregory and Andrea Lowe and has one brother.

GETTING TO KNOW PAIGE...

- My career plans are to: Graduate from college and medical school and pursue a career in physical therapy
- My dream job would be: College coach
- My favorite TV show is: The Boondocks
- My favorite movie is: Glory Road
- My favorite musical group is: Rocafella
- My favorite food is: Crab Legs
- My favorite sports team is: Cleveland Cavaliers
- My favorite athletes growing up were: Michael Jordan, Michelle Edwards, Cynthia Cooper
- Three words that describe me are: Spoiled, Determined, Athletic



sheylani.PEDDY



Guard
5-6
Freshman
Boston, MA
[Melrose]



HIGH SCHOOL

Signed with Wright State during the spring period... averaged 21 points, 9.1 assists, eight steals, 7.3 rebounds and three blocks per game as a senior for the Red Raiders...team finished 23-2 in 2006-07 and reached the Division 2 North finals... four-time All-Middlesex League selection and three-time league Most Valuable Player... four-year team Most Valuable Player for Melrose, which won its eighth consecutive league championship in 2007...named to the Super Team by the Boston Globe and the Dream Team by the Boston Herald... appeared in the McDonald's All-American rankings...holds the school scoring record, both boys and girls, with 1,614 points.

PERSONAL

Born Sheylani Marie Peddy on October 28, 1988...is the daughter of Lisa Peddy and Terrance Williams and has one brother.

GETTING TO KNOW SHEYLANI...

My nickname is: Shey

My dream job would be: A Psychic

My favorite TV shows are: Family Guy,
Friends, Hannah Montana, Flava Flav

My favorite movie is: B.A.P.S.

My favorite musical artist is: Ashanti

My favorite food is: Crab Legs

My favorite athletes growing up were: Tamika
Catchings, Sheryl Swoopes, Allen Iverson

Three words that describe me are: Sneaky,
Goofy, Happy





LaShawna. THOMAS



**Guard
5-6
Freshman
Columbus, OH
[Eastmoor Academy]**

3

HIGH SCHOOL

Signed with Wright State during the fall period...Honorable Mention All-State honoree as a senior...led team with 18 points and three steals as Eastmoor fell to Warsaw River View in the 2007 Division II state semifinals...team posted a 19-5 record during the 2006-07 season...averaged 16 points, five assists, four steals and three rebounds per game for the Warriors as a junior as she was named Honorable Mention All-State in Division II...First Team All-City and All-District in both basketball and track as a junior...Eastmoor was ranked ninth in the final Associated Press Division II poll in 2005-06, posted a record of 18-5 and advanced to the Division II regional semifinals...during the 2004-05 campaign, Eastmoor went 25-3, was the state runner-up in basketball and won the Division II state title in track...part of the 4x400 relay team that finished third in the 2007 Division II state meet.

PERSONAL

Born Nancy LaShawna Thomas on February 22, 1989...is the daughter of Leah Marshall and has one brother and one sister.

GETTING TO KNOW LASHAWNA...

- My nickname is: Shawna
- My career plans are to: Graduate from college and pursue a career in computer engineering
- My dream job would be: Play in the WNBA
- My favorite TV show is: SpongeBob SquarePants
- My favorite movie is: Love and Basketball
- My favorite musical artist is: Keyshia Cole
- My favorite food is: Barbeque Chicken
- My favorite sports teams are: Detroit Shock, Denver Nuggets
- My favorite athletes growing up were: Cynthia Cooper, Sheryl Swoopes, Allen Iverson, Michael Johnson, Michael Jordan
- Three words that describe me are: Athletic, Caring, Smart







COACHES







WOMEN'S BASKETBALL

Bridgett Williams, Head Coach

To: All Prospective Student Athletes and Family.

Hello and welcome to the Raider Family. My name is Bridgett Williams and I am the head coach here at Wright State University. Thank you for taking the time to look through our media guide. Inside you will find pictures of our awesome players, beautiful campus and amazing facilities.

In addition, I would also like to share with you insight on my philosophy for the program. When choosing a program, it is vital that your values are similar to the programs that you are considering for a school. To help with the process, here is our philosophy on the person, the student and the athlete.

PERSON

We value each person in our program based on their character and integrity. It is important to me that my players continue to grow not only as an athlete, but as a person as well. So making good decisions off the court with friends, time, and conduct is as important to me as their game. We encourage our players to set goals to improve upon their character and integrity along with student-athlete goals.

STUDENT

In addition to the requirements that are required from the NCAA and Wright State University, I require each student to set a personal goal for their grade point average. I believe that this should be a focus as much as winning a championship. I currently have a 100% graduation rate with students attending four years in the program. I believe this percentage is a validation of the focus we place on academics.

ATHLETE

It is important to keep growing in your game in order to compete at the division one level. We play in a very competitive conference (Horizon League) and we also play a competitive nonconference schedule. We set goals for the programs continued success. It is important to remember that being committed at this level is a year-around focus. We believe your game is developed and made stronger in the off season, and the evidence of your work over the summer will be seen in your season.

I hope this philosophy is something that you are considering as you are choosing your college. I appreciate your time and I hope you enjoy the rest of our media guide.

Sincerely,

Bridgett Williams
Head Coach

WRIGHT STATE UNIVERSITY

3640 Colonel Glenn Hwy. • Dayton, OH 45435-0001 • (937) 775-2835 • FAX (937) 775-2368 • TOLL FREE 1-888-WSU-BBALL

bridgett.WILLIAMS



Head Coach Seventh Year



Bridgett Williams enters her seventh season at Wright State and is in her ninth year overall as a head coach. Williams, though, already has many experiences in building a program from the ground up and in maintaining established, successful programs, and looks to use those experiences in continuing to build the Raider program.

Last season, Wright State finished 8-8 in the Horizon League, giving the Raiders a 40-40 mark in such games over the last five years after going 20-52 in such games the five seasons prior.

In 2005-06, the Raiders posted a winning record at home for the third straight year at 6-5 after not previously reaching the milestone since 1997-98. Wright State also gave #7 Ohio State quite a battle well into the second half on the road, trailing just 53-45 with 11 minutes left to play.

The 2004-05 season saw WSU have its most successful campaign ever in Division I. The 19-11 overall record was the best for the program in 18 years of competing at the Division I level and the 19 wins were the second-most ever in the 32-year history of the program. The 9.5-game improvement from the season before (9-20) was the third-best of any Division I team from 2003-04, trailing just Robert Morris and Cal State Northridge.

In the Horizon League, the Raiders posted their first-ever winning conference record at 11-5 and tied for second in the standings, making it the highest conference finish ever as well.

Wright State was 10-6 at home, the most since moving to the Nutter Center in 1990-91 and since winning 11 in 1987-88, the first season in Division I. The Raiders also had their highest road win total at 8-5, which included a 6-2 mark in Horizon League play.

WSU also picked up its first neutral court win in seven years with a decision over BYU (a later Women's National Invitation Tournament participant) at the Hilton Woodland Hills Beach Classic and that game also gave the Raiders a 6-5 nonleague record, their first winning mark since 1995-96.

In 2003-04, Wright State hosted a league tournament game for the first time and won just its second post-season game ever as the Raiders defeated Youngstown State in overtime in the first round of the Horizon League Tournament.

During the 2002-03 campaign, Wright State recorded its first-ever win over a ranked team as the Raiders defeated #16 Green Bay 73-70 at the Nutter Center on January 25.

Named the fifth head coach in Raider history on June 4, 2001, Williams came to Wright State after being the head coach of Chicago State. In just two short seasons there, Williams made great strides with the Cougars, picking up 10 wins in 2001, the second-most in school history, after not winning a game the season before and totalling nine wins altogether over the previous seven years. Chicago State also set a school record during the 2000-01 season with eight home wins and the seven league wins were two more than the total earned by the team in Mid-Con play over the previous six seasons. Chicago State then capped things off by advancing to the second round of the



Mid-Continent Conference Tournament for the first time ever. As a result, Williams was selected as the conference's Coach of the Year.

Away from the court, Williams also made an immediate impact as two Chicago State players were named to the Academic All-Conference Team last season and, in 2000, she conducted the first basketball camps sponsored by the women's basketball program in Chicago State's history.

Prior to arriving at Chicago State, Williams served as the recruiting coordinator at fellow Horizon League member UIC. She was instrumental in UIC's signing of a top 20 class in 1999. She was also an assistant coach at Kansas State University for two years, an assistant at the University of Wisconsin for two years, and an assistant at her alma mater, Southern Illinois-Carbondale, for two years.

During her tenure at Kansas State (1996-98), Williams's recruiting and coaching efforts contributed to the Wildcats' first NCAA tournament appearance in 10 years in 1997. She was also the academic liaison between the basketball staff and academic affairs office. She coordinated all academic activities of the team, and saw seven players earn grade point averages of 3.0 or better, with six players earning Academic All-Big 12 honors.

While at Wisconsin (1994-96), she worked under the tutelage of Jane Albright-Dieterle. She served as the assistant recruiting coordinator and formulated strategy that signed the No. 8 recruiting class in the nation in 1995. In part because of her efforts, Wisconsin had its first winning season in 10 years, received back-to-back NCAA tournament bids, and posted consecutive 20-win seasons.

Williams was a standout player for Southern Illinois-Carbondale from 1984-88. During her junior season, she was named her team's captain and Most Valuable Player, Most Valuable Player of the Gateway Conference, Most Valuable Player of Women's Intercollegiate Athletics at SIU-Carbondale, and a Kodak All-America selection. The Salukis earned their first NCAA tournament appearance in 1986 and returned to the tournament in 1987. She was inducted into the Southern Illinois-Carbondale Athletic Hall of Fame in 1993.

Williams earned a bachelor of science in advanced technical studies in 1988, and a master of science in vocational educational studies/business education in 1991. Formerly Bridgett Bonds, she is married to Kevin Williams and they have a 10-year-old son, Brandon, and a six-year-old daughter, Kirsten.

What others are saying about Bridgett Williams:

"We believe Bridgett is the most prepared to lead the rebuilding of our program. She has impressed all of us with her positive attitude. Her experience in helping turn three programs around has us all very excited."

—Mike Cusack, Wright State athletics director

"She's got great potential. I love her. She's a very good friend and just a first-class person with a lot of character who cares about her students."

—Al Avant, Former Chicago State athletics director

"Bridgett is just a wonderful person and one of the best, young coaches in the game. She will add instant credibility with her strengths in recruiting, creating enthusiasm and bringing out the best in her players. She is a real players' coach."

—Jane Albright, Wichita State University head coach

"Bridgett did an excellent job of building the program at Chicago State. I know she will have a positive impact at Wright State and in the Horizon League."

—Deb Patterson, Kansas State University head coach

Bridgett Williams NCAA Tournament Appearances

Year	Team	Role
1986	SIU-Carbondale	Player
1987	SIU-Carbondale	Player
1995	Wisconsin	Asst. Coach
1996	Wisconsin	Asst. Coach
1997	Kansas State	Asst. Coach



Kevin.WILLIAMS



Assistant Coach Seventh Year



In his seventh year at WSU, Kevin Williams is a man with many hats as he serves as Life SKILLS coordinator as well as a volunteer assistant with the women's basketball team.

As Life SKILLS coordinator, Williams is responsible for housing and community service opportunities for all Wright State athletes.

On the coaching side, Williams brings a great deal of experience to Wright State as he has coached on both the scholastic and intercollegiate levels.

At the college level, Williams was part of the women's basketball coaching staff at Chicago State in 2000-01, where he assisted in such areas as game strategy, position skill development, scouting and game preparation. He also served two years as the head men's basketball coach for the Wisconsin-Rock County Rattlers, a junior college located in Janesville, Wisconsin.

At the scholastic level, Williams coached junior high boys basketball for three years at Unity Point in Carbondale, Illinois, and was an eighth grade assistant football coach for Fort Riley Middle School in Fort Riley, Kansas.

The husband of Bridgett Williams, Kevin graduated from Kansas State in 1997 with a degree in child psychology.

GETTING TO KNOW KEVIN

My favorite food is: Steak

My favorite TV show is: Fresh Prince of Bel Air

My favorite movie is: Remember the Titans

My favorite music is: Oldies

My favorite sports team is: St. Louis Cardinals

Why I got into coaching: I enjoy working with young people and I love competition

Basketball is great because: It is so fast-paced and exciting

What I like most about being at Wright State:
The people



jenerrie.EVERETTE



**Assistant Coach
Second Year**



Jenerrie Everette is her second season as an assistant coach with the Wright State women's basketball team.

Prior to joining the Raider staff in May, 2006, Everette was at Longwood University, where she was an assistant for one season. She was the recruiting coordinator for the Lancers and also worked in areas such as supervising forward/post play, scouting and skill development. Prior to Longwood, Everette was an assistant coach for one year at her high school alma mater, Northland High School in Columbus.

Everette played collegiately at the University of Kentucky and earned Academic All-Southeastern Conference honors in 2003 and 2004. She also served as vice-president of Athletes in Action campus ministries and additionally worked UK's camps during the summers of 2002 and 2003. During the summer of 2004, she was an intern for the L.A. Urban Project via Athletes in Action in Los Angeles, instructing inner-city youths on the fundamentals of basketball through clinics and motivational speeches.

A native of Muskegon, Michigan, Everette earned her bachelor's degree in sociology from Kentucky with an emphasis in sports studies.



GETTING TO KNOW JENERRIE...

My favorite TV shows are: SportsCenter,
Live with Regis & Kelly

My favorite musical group is: Mary Mary

My favorite food is: Salad

My favorite sports team is: Detroit Pistons

Interesting fact about myself: I grew up in the military (Army brat)

Three words that describe me are: Blessed, blessed, blessed

Why I got into coaching: Love of the game and to be able to make
a positive impact on other's lives

What I like most about being at Wright State: Everything—
the program, the players and the staff!

joshua.SNYDER



**Assistant Coach
Second Year**

Joshua Snyder is in his first season as an assistant coach for the Wright State women's basketball team after serving as the program's Director of Basketball Operations during the 2006-07 season.

Snyder came to WSU from Olivet Nazarene University, where he was an assistant coach on the men's basketball team the past two years. During the 2005-06 season, the Tigers went 23-11 and won the Chicagoland Collegiate Athletic Conference regular season title. ONU also appeared in the NAIA Division I Tournament and advanced to the Elite Eight by knocking off the top-ranked team in the country in Mountain State.

Prior to Olivet Nazarene, Snyder was an assistant coach for four years with Athletes in Action on its USA tour. He also served as a co-head coach of AIA's Southeast Asia tour in 1999.

A standout at Cincinnati Christian University, Snyder was a NCCAA Division II Second Team All-American for the Eagles in 1994-95. A team captain as a junior and senior, he finished his career seventh on the school's all-time scoring list with 1,459 points and fourth in rebounds with 534. He hit 578 career field goals, with 111 coming from three-point range.

After ending his playing career, Snyder served as the head coach of the women's basketball team at Cincinnati Christian from 1995-97.

Along with his playing experience, Snyder has served in various roles at different camps. He was a summer basketball camp coach at Cincinnati Christian and at Southern Illinois University. His experience with Athletes in Action also allowed him to be a summer basketball camp director for five years.

A native of Hillsboro, Ohio, Snyder earned a bachelor's degree in Christian education from Cincinnati Christian in 1996 and a master's degree in education from Oliver Nazarene in 2006. He and his wife, Tiffany, live in Xenia with their newborn daughter, Morgan.

GETTING TO KNOW JOSHUA...

My favorite TV show is: Notre Dame football

My favorite movie is: Ben-Hur

My favorite musical group is: Hillsongs

My favorite food is: Filet mignon

My favorite sports team is: Wright State women's basketball

Interesting fact about myself: I was raised on a dairy farm

Three words that describe me are: Detailed, Competitive, Intense

Why I got into coaching: To impact the lives of student-athletes

What I like most about being at Wright State:

The women's basketball coaching staff

erin.ANDERSON



**Director of
Basketball
Operations
First Year**



While Erin Anderson is a newcomer to the women's basketball staff this year as the Director of Basketball Operations, she is very familiar with Wright State athletics as she has been a part of the department for the past four years.

Originally a part of the sports information staff, Anderson assisted with game-day duties in several sports, including statistics for volleyball and as the official scorer for men's and women's basketball home games.

After serving as a student-worker in the athletic department offices, helping coaches from all sports with various tasks, Anderson worked the past two years in the Setzer Pavilion as the men's and women's basketball secretary.

A native of Lewisburg, Ohio, and a graduate of Tri-County North High School, Anderson earned a bachelor's degree in Early Childhood Education from WSU earlier this year.



GETTING TO KNOW ERIN...

My favorite TV show is: Grey's Anatomy

My favorite movie is: Hitch

My favorite musical artist is: Rihanna

My favorite food is: Ice cream

My favorite sports team is: Ohio State

Interesting fact about myself: I had four knee surgeries before the age of 18

Three words that describe me are: Organized, Determined, Perfectionist

Why I got into athletics: Love being involved in the sports world

What I like most about being at Wright State: Good working relationships, great facilities and close to home



WRIGHT STATE

Strength and Conditioning

The Wright State women's basketball team participates in a closely supervised and scientifically designed, year-round strength and conditioning program designed to improve the overall athleticism of each individual player. The Raider program uses strength training, medicine balls, plyometrics, agility drills, and footwork drills to increase each athlete's strength, power, footwork, agility, jumping ability, and basketball-specific conditioning. By participating in this program, the athletes are also much less likely to get injured, and if they are injured, the recovery time is shortened.



A battery of tests are used to measure each player's improvement. Each athlete is tested at the start of the season, prior to the season, after the season and at the end of the school year.



Jason Bradford
Strength & Conditioning Coach
First Year

This past September, Jason Bradford joined the Wright State Athletic Department as the head strength and conditioning coach, working with all the athletes in all the sports.

Bradford, formerly an assistant strength and conditioning coach for the Memphis Grizzlies for two years, works with all the WSU student-

athletes and supervises the weight facility in the Setzer Pavilion/Mills Morgan Center. His main duties include setting up strength and conditioning programs for each team and assisting with rehabilitation of injuries along with Director of Athletic Training Ton Ortiz.

Bradford also boasts experience with the Velocity Sports Center in Baltimore, MD as well as several internships with Auburn University Athletics. He received his Bachelor of Science in Education from Auburn in 2002 and Masters of Education in Exercise Physiology in 2004, also from Auburn.



Training Staff



Tony Ortiz—Director of Athletic Training

Entering his 23rd season with the Raiders is head trainer Tony Ortiz, who is responsible for the athletic health of over 250 student-athletes at Wright State.

Ortiz, a native of Lorain, Ohio, also acts as an instructor in the area of athletic training, and is the program director for all student trainers at Wright State. To stay on top of his profession, he continually attends and conducts sports

medicine clinics throughout the country.

In addition to receiving many awards in his career, in 1989, he was named the "Ohio Athletic Trainer of the Year." Ortiz is the past president of the Ohio Athletic Trainers Association and received a National Award of Excellence. Last summer, he was inducted into the Ohio Trainers Hall of Fame.

Certified by the National Athletic Trainers Association since 1978, Ortiz holds his master's degree in health education from Bowling Green State University.



Departmental Doctors



Corey Ellis



Mike Herbenick



Matt Lawless



Becky Bower
Athletic Trainer

Before joining the athletic training staff at Wright State in 1999, Becky Bower worked at Stebbins High School (four years) and Miami Valley Hospital Sports Medicine Center and Alter High School (eight years). She currently serves as Education Coordinator and teaches courses in WSU's CAAHEP-accredited athletic training program. In addition, Becky works and travels with the swimming and diving teams.



Jason Franklin
Athletic Trainer

Back for his fifth year on the Raider sidelines this season is Jason Franklin, who is the athletic trainer for the women's basketball team. Franklin, however, is no stranger to Wright State and the Nutter Center with his prior experiences.

A 1995 WSU graduate with a bachelor's degree in elementary education with a concentration in athletic training,

Franklin was involved with several teams while as a student. He then served as an athletic trainer for the Springfield (OH) City Schools and at Buchholz High School in Gainesville, Florida.

From 1997–99, Franklin was a graduate assistant athletic trainer and teaching assistant at the University of Florida, earning his master's degree in exercise and sport science there in 1998.

After returning to Ohio, Franklin worked at both the Franciscan Medical Center and the Kettering Sports Medicine Center, with his main focus being the head trainer of the Dayton Bombers minor league hockey team for four seasons. Along with treatment and rehabilitation of injuries, Franklin was also responsible for all strength and condition programs.

A member of the National Athletic Trainers Association, Franklin resides in Beavercreek with his wife, Angie, who competed in women's soccer for the Raiders from 1992–95, and four-year-old daughter Sydney.





UNIVERSITY







President



Dr. David Hopkins

David R. Hopkins was appointed the sixth president of Wright State University on July 6, 2006, and assumed the office on February 1, 2007. Dr. Hopkins had served as provost of Wright State University since 2003. As the university's chief academic and operating officer, he was responsible for overseeing and guiding all of the university's academic

schools and colleges, and nationally funded research centers and institutes.

A central hallmark of his tenure at Wright State has been his leadership in the implementation of the university's five-year strategic plan, a dynamic and visionary document that defines the university's role in the world and its future direction in the region and beyond.

By aligning university resources and expertise, Dr. Hopkins helped garner unanimous support and participation from faculty, staff, students, and alumni. Through their combined efforts, the university achieved several milestones and launched key initiatives set forth in the plan, including an increase in student enrollment; the addition of several new degree and certificate programs; an increase in external funding; increased effort to recruit and retain diversity in the faculty ranks; and enhanced engagement with government, business, and nonprofits to focus on emerging areas of need.



President Hopkins and his wife, Angelia, cheer at a game.

Provost



Dr. Steven Angle

As the university's chief academic officer, Steven Angle is responsible for overseeing and guiding all of the university's academic schools and colleges and nationally funded research centers and institutes. In addition, he oversees the operations of the divisions of Business and Finance, Advancement, Student Affairs, Enrollment

Management, Curriculum and Instruction, and Research.

Angle is actively involved in the university's budgeting process. He is also involved in the higher education compact with the state to make Ohio public colleges and universities more accountable in return for a substantial increase in state budget support. Angle will coordinate efforts at Wright State to demonstrate the program excellence and increased affordability the state expects for its enhanced budget support.

Angle assumed the provost position at Wright State in March 2007, coming from the University of California at Riverside. A professor of chemistry, he served as dean of the College of Natural and Agricultural Sciences at UC Riverside. He is a nationally recognized researcher in the area of synthetic organic chemistry. Angle holds a bachelor's degree and Ph.D. in chemistry from the University of California at Irvine and a master's degree in chemistry from UCLA.



WRIGHT STATE

Vice President



Dr. Dan Abrahamowicz

Dan Abrahamowicz was appointed in 1996 as Wright State's Vice President of Student Affairs and Enrollment Services. In this capacity, he supervises a variety of University departments that provide important services and programs for Wright State's 17,000 students. These include the departments of Admissions, Campus Recreation, Career Services,

Disability Services, Financial Aid, Counseling and Wellness, University Police, Residence Services, Student Health Services, Student Activities, Student Support Services, the Student Union and Campus Events, Student Judicial Services, and Intercollegiate Athletics.

Dr. Abrahamowicz is a native of Lorain, Ohio and a graduate of Marion L. Steele High School (Amherst, Ohio). He received his Bachelor of Arts degree magna cum laude in economics from Cleveland State University; the Master of Arts degree in student personnel administration from The Ohio State University; and the Doctor of Philosophy degree in counseling and human services from the University of Toledo.

Dr. Abrahamowicz, his wife Kelly, and their daughter, Katie, reside in Beaver creek.

Athletic Director



Dr. Michael J. Cusack

Dr. Michael J. Cusack is director of athletics at Wright State University. He was appointed in April of 1982. Since then, he has led aggressive movements including the change to Division I in 1987, the building of the Nutter Center in 1990, and The Setzer Pavilion/Mills-Morgan Center in 2005. A native of Levittown, New York, Cusack earned his

Bachelor of Science degree in physical education from Long Island University in 1964. He received his Master of Science degree in physical education from Queens College in 1969 and an Ed.D. degree in 1980 from New York University in administration of physical education and athletics.

Following graduation in 1964, Cusack spent nine years at Queens College as a member of the physical education faculty. He served as head baseball coach, assistant basketball coach, and assistant athletic director. His baseball teams had a combined record of 65-27 with teams appearing in postseason tournaments each of the four years he was coach. He was inducted into the Athletic Hall of Honor at Queens in December 1986.

After Queens College, Cusack spent four years as athletics director and head baseball coach at Mercyhurst College in Erie, Pennsylvania.

2007 08 Athletic Council



Left to Right: Steve Fortson, Abdul Ahmad, Curt Pederson, Bob Grant, Mary Kenton, Mo Cooper, Pamela Berry Griffs, Dan Krane, Beth Sorensen, Leone Low, Martyn Whittingham, David Reynolds, Sonny Osborne, Donna Tromski-Klingshirn, Matt Liddy, Elizabeth Harden, Julie Owen, Mike Sinkoff, Mill Miller.



Athletic Staff



JoAnn Black
Department
Secretary



Becky Bower
Athletic Trainer



Jason Bradford
Strength and
Conditioning Coach



Judy Chivers
Academic Advisor



Chris Collins
Media Assistant



Maureen Cooper
Academic Advisor/
SWA



Darin Cronebach
Ticket Manager/
Group Sales



Steven Fortson
NCAA Faculty
Representative



Bob Grant
Associate Athletics
Director



Sara Hill
Business Manager



Brett Hoffman
Athletic Trainer



Adam Horseman
Athletic Trainer



Joe Kantor
Nelligan Marketing
General Manager



Lisa Lemmon
Athletic Director
Secretary



Matt Liddy
Assistant Athletics
Director



Marsha Moss
Assistant Business
Manager



Bob Noss
Assistant Athletics
Director/SID



Tony Ortiz
Director of Athletic
Training



Julie Owen
Director of
Compliance



Beth Sorenson
NCAA Faculty
Representative



Joyce Whitaker
Spirit Coordinator



Kevin Williams
Life SKILLS
Director



Mike Zink
Equipment
Supervisor



Head Coaches




Sion Brinn
Swimming and Diving



Brad Brownell
Men's Basketball



Rob Cooper
Baseball




Pat Ferguson
Women's Soccer



Fred Jefferson
Golf



Sylvia Kamp
Cross Country/Track




Mike Larabee
Softball



Nate Reinhart
Men's and Women's Tennis



Trina Smith
Volleyball



Mike Tracy
Men's Soccer





At Wright State University, we believe the only way to stay ahead of a rapidly evolving world is to be equally relentless about exploring innovations, approaches, and possibilities—anticipating what it will take for our students to succeed tomorrow, next year, and for years to come.

Propelled by the dual imperatives of community partnership and intellectual innovation, Wright State is a remarkable place. Our ability to effectively respond to the ever-changing needs of industry and society is evidenced by a record of success in educating over 75,000 alumni who proudly claim Wright State University as their alma mater.

Those alumni are dynamic leaders in their fields. They are judges, engineers, bankers, and artists. They are changing the way the global economy operates, educating our nation's youth, exploring new medical technologies that are saving lives, and much more.

Like the alumni included in these pages, each Wright State graduate has left an indelible mark on the university. When you are a Wright State graduate, you're among a select group of individuals who are transforming the world through leadership and service to their community. When you are a Wright State graduate, you're in good company.



Best Advice:

"Selling is a process of making friends."

Last Book Read:

Debt of Honor, Tom Clancy

Future Plans:

To continue to successfully grow U.S. Bank in Dayton.

Ron Amos, 1976 B.S.B., 1984 M.B.A.
President, U.S. Bank, Dayton, Ohio

"Community service is an extremely important part of my day-to-day job responsibilities."

Being the president of a bank brings with it a commitment to your community, says Ron Amos, president of the Dayton Region of U.S. Bank. And he demonstrates that philanthropic spirit every day. Amos is chair of the 2002 United Way Campaign and co-chair of the alumni phase of Wright State University's "Tomorrow Takes Flight" campaign.

A lifelong Dayton resident, Amos built a network and a career from his Wright State connections. His goal was to be the top executive at a Dayton bank, and after earning a bachelor's degree and an M.B.A. from Wright State, Amos worked his way up to president. "Wright State provided me a wonderful foundation in business and a network of fellow alumni to build my career."



IN GOOD

Favorite WSU Memory:

My graduation when family and friends chartered a bus and traveled from Virginia to surprise me at the ceremony.

Best Advice:

"Listen to your heart, but know your head."

Favorite Quote:

"If you give a man a fish, you feed him for a day. If you teach a man to fish, you feed him for a lifetime."
Chinese Proverb

Yolanda Bruce Brooks, 1989 Psy.D.

Senior Director of Player Development for the NBA

"I help teach NBA basketball players how to be professionals."

Dr. Yolanda Brooks, who for years had counseled professional football players, recently found herself advising the father of one of the high school players ticketed for the National Basketball Association. Today she focuses on personal and professional development of the younger players, coaching them on financial planning, stress management, substance abuse, and the other demands they face as they kick off their careers.

Many of the techniques Brooks uses with the NBA started at Wright State University, where as a student she set up a mentoring program for first-year minority students. "It provided the foundation for much of what I'm currently doing with these rookies. Wright State helped me incorporate who I am as a person with what I am doing professionally."




Erik Bork, 1989 B.F.A.

Filmmaker, Hollywood, California

“Thanks to my mentors, I’m doing what I’ve always wanted to do.”

Erik Bork is making a name for himself in Hollywood. Bork’s first big break came as Tom Hanks’ assistant during the making of *Apollo 13*. He then co-produced the television miniseries *From the Earth to the Moon*, and soon advanced to supervising producer on Tom Hanks and Steven Spielberg’s Emmy and Golden Globe award-winning miniseries *Band of Brothers*. Today, Bork is writing two movie scripts for HBO.

Bork’s mentoring began at Wright State, where he says the level of excitement and knowledge of filmmaking was infectious. “The most important thing is to have professors who really care about you and about what they’re teaching. They put Wright State on a par with any other film school you could name.”



Favorite WSU Memory:

When my film, *Springs*, which was filmed in Yellow Springs, was finally finished and premiered at the Little Art Theatre. It was sold out, and all my friends, family, and my colleagues from Wright State were there.

Last Book Read:

How to Be Good, Nick Hornby

Future Plans:

I’m doing what I’ve always wanted to do. I’ll continue in the path of a writer who wants to produce or direct his work, moving into feature film writing. I would one day like to direct something I’ve written.

COMPANY


James Cannon, 1973 B.A., 1974 M.S.

Municipal Court Judge, Dayton, Ohio

“I wouldn’t be where I am today without Wright State.”

When opportunity comes knocking, education opens the door, says the Honorable James Cannon. One of nine children, Cannon never had a chance to go to college until he retired from the military at the age of 39. That’s when he enrolled at Wright State, where in four years he earned both his bachelor’s and master’s degrees. That feat opened the door to law school and later, a seat on Dayton’s Municipal Court, where he has served as judge since 1987.

“I was an older student, but that didn’t bother anyone. There were students of all ages,” he says. “Wright State provided the opportunity to get started on my education and prepared me to take advantage of opportunities that came along.”



Favorite WSU Memory:

Fun times at the Rathskeller: It was a good place to hang out for a commuter student like me. I had some pretty good times down there.

Best Advice:

“Do unto others as you would have them do unto you.”

Last Book Read:

It’s Been a Good Life: One Day at a Time, Kathleen Patterson

Favorite WSU Memory:

Going to basketball camp at Wright State as a youngster and winning a behind-the-back passing contest.

Favorite Quote:

“From these honored dead we take increased devotion to that cause for which they gave the last full measure of devotion.”

Abraham Lincoln’s
Gettysburg Address

Last Book Read:

*Charles E. Taylor: 1868–1956:
The Wright Brothers
Mechanician,*
Howard R. DuFour with
Peter J. Unitt



Kevin DeWine, 1996 M.B.A.

State Representative, Columbus, Ohio

“I really want my four boys to be able to look back at my career and be proud.”

State Representative Kevin DeWine’s interest in elective office was piqued nearly 30 years ago in elementary school when he helped place campaign signs for his second cousin (and now U.S. Senator) Mike DeWine’s campaign for county prosecutor.

Before entering politics for himself in 2000, DeWine had a rewarding career working for a Dayton-based company, but to achieve his goals, he knew he needed a Wright State M.B.A. “Wright State has a great reputation in the business community,” he says.

DeWine and his classmates didn’t just read case studies about fictitious companies, they were assigned projects doing meaningful work for real companies in the Miami Valley. He still keeps in touch with many of his classmates who also are succeeding in their careers. “That speaks volumes about the quality of Wright State,” DeWine says.

IN GOOD

Favorite Quote:


“It’s amazing how much you can get done if you don’t worry about who gets the credit.”
Richard Hettrick

Last Book Read:

*Founding Brothers:
The Revolutionary Generation,*
Joseph J. Ellis

Future Plans:

It’s a real honor and privilege to run a newspaper of this size in a city that is evolving into one of America’s greatest. I plan to work out my term and make the *Atlanta Journal-Constitution* the best it can be.



Roger Kintzel, 1970 B.A.

Publisher, *Atlanta Journal-Constitution*,
Atlanta, Georgia

“A vibrant newspaper is absolutely critical to the functioning of the democratic society.”

As a high school student, Roger Kintzel never expected to make headlines. That he could be college material was news to him. But his was not an uncommon story in the early days of Wright State. Student services counseled him on what courses to take, financial services helped

set him up with the means to attend, and the faculty—a crop of new Ph.D.’s—were eager to help. “For someone like me, that made a huge difference,” he says. “I’ve had some great breaks in my life and one of them was Wright State.”

The other important break in his life—a 23-year career with Cox Enterprises, Inc.—also began in Dayton. Today, as publisher of the *Atlanta Journal-Constitution*, the flagship paper in the Cox Enterprises’ chain, Kintzel oversees the flow of information at the


Eric Ellis, 1984 B.S.B.

Leadership Coach, Cincinnati, Ohio

“I get excited when I see the principles we talk about make a difference in a company and its bottom line.”

Eric Ellis learned the value of teamwork as a member of Wright State’s NCAA Division II national champion basketball team in 1983. And he learned the value of human potential from his father and personal hero, Duke Ellis, a pioneer in diversity education and one of the founders of Wright State’s School of Professional Psychology.

The younger Ellis combines the two principles in his own company, Integrity Development, which provides diversity training, leadership development, and team building for companies such as Toyota and Maytag. “We’re trying to help corporations create workplace environments that value their people and their diverse customers,” he says.



Favorite WSU Memory:

Winning the Division II national championship in 1983.

Best Advice:

“If you get rid of bad habits and attitudes in your life, there’s no limit to what you can become.”

Last Book Read:

First, Break All the Rules, Marcus Buckingham and Curt Coffman

COMPANY


Gail Littlejohn, 1976 M.S.

President, Dayton Public School Board, Dayton, Ohio

“I like to take on challenges that others think are impossible.”

Gail Littlejohn likes a good challenge. During her 18-year career with LEXIS-NEXIS, she started a government affairs office in Washington, D.C., and developed a database of code files of every state legislature in the country. Today, she’s tackling the issues of a large urban school district as president of the Dayton Public School Board. “My vision is that every student graduates with the skills to get a good job, go to college, pursue his or her dreams.”

In her quest, she also marshals the strengths of the community by serving on the boards of several community organizations, including Wright State’s Board of Trustees. “At Wright State, I learned how vulnerable children are and the unique way they have of expressing themselves. It’s something that has stayed with me to this day.”



Best Advice:

“If you want something bad enough, you can figure out how to get it done.”

Favorite Quote:

“With God all things are possible.”
Matthew 19:26

Last Book Read:

The 21 Indispensable Qualities of a Leader, John C. Maxwell

Favorite WSU Memory:

Sitting with friends in the Quad, bouncing ideas and problems off each other.

Best Advice:

“Manage your career by telling people what you want to happen in your career and then deliver results. People who deliver results will be rewarded for delivering results.”

Last Book Read:

John Adams, David McCullough



Gary McCullough, 1981 B.S.B.
Senior Vice President
Ross Products, Columbus, Ohio

“At Wrigley, we’re big on giving consumers what they want.”

As senior vice president of the Americas for the Wm. Wrigley Jr. Company, Gary McCullough is responsible for the marketing, sales, finance, manufacturing, and human resources of Wrigley’s chewing gum products from Canada to Argentina. That’s a lot of Eclipse and Orbit, two of the successful chewing gums he has guided to the marketplace in the last two years.

McCullough enrolled in Wright State’s Army ROTC program as an undergraduate. “I enjoyed the camaraderie and I learned leadership skills which have served me well professionally,” he says. “It was a high-quality education.” McCullough also uses his leadership skills on the national boards of Keep America Beautiful and the Association of National Advertisers, as well as the board of directors of The Sherwin Williams Company.

IN GOOD

Best Advice:

“If you’re not doing something you love, the pay checks will seem few and far between.”

Last Book Read:

The Truth About Money, Ric Edelman

Future Plans:

Since I achieved my goals earlier than I expected, I’m going to enjoy the ride before I reset my goals.



Sherry Sutton, 1996, M.Ed., 1998, M.Ed.
Teacher Trainer, Antioch University McGregor,
Yellow Springs, Ohio

“You won’t survive if you don’t have a sense of humor.”

After trying other careers, Sherry Sutton realized that education was her passion. She’s pursued education full-force since 1995, when she was in the first group of students in Wright State’s Professional Educator Program. The program helped Sutton move into a teaching career.

Today she teaches future classroom teachers at Antioch University McGregor’s Teacher Certification Program, while at the same time expanding her own knowledge.

“What excites me is being able to share what I know about children,” she says. “It’s my dream come true.”

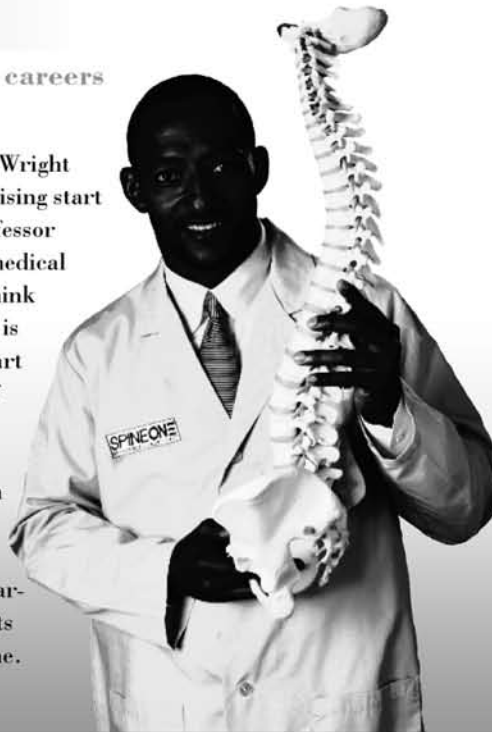
Alan McGee, 1979 B.S., 1982 M.D.

Associate, SpineONE, a division of Orthopaedics
Northeast, Ft. Wayne, Ind.

**"I want to help minority students pursue careers
in health care."**

While Alan McGee was an undergraduate student at Wright State University, his medical career got off to a promising start when he published a research project with WSU professor M. Paul Servé. As an undergraduate and later as a medical student, McGee says "my professors allowed me to think more independently and outside the box." Today, he is an associate of SpineONE in Ft. Wayne, Ind., and part of a team dedicated to the diagnosis and treatment of spinal disorders.

McGee also helps minority students succeed in health care careers through two scholarships he established. One helps Ft. Wayne area students, while the other, the Dewitt and Henria McGee Endowed Scholarship, named after his parents, helps minority students complete their education in WSU's School of Medicine.



Best Advice:

"Pursue the career of your choice and don't let obstacles get in the way."

Last Book Read:

Member of the Club,
Lawrence Otis Graham

Future Plans:

To become involved in additional civic and volunteer activities.

Raider Basketball Player:
(1976-78)

COMPANY

Graduates under Williams

Class of 2003



Katie Bussan
Magna Cum Laude
B.S. in Mass Communication



Brie Pennington
B.S. in Political Sciences

Class of 2004



Dori Glance
B.S. in Psychology



Ilesha Gray
B.S. in Political Science
and African-American
Studies

Class of 2005



Angie (Ott) Griffith
B.S. in Electrical Engineering

Class of 2006



Kendra Agee
B.S. in Physical Education



Rhea Mays
B.S. in Organizational
Leadership

Class of 2007



Steph Comisar
B.S. in Accountancy



Tyanda Hammock
B.S. in Organizational
Leadership



Brittney Whiteside
B.S. in Psychology



Academics



Maureen Cooper Academic Advisor / Senior Woman Administrator

Maureen Cooper is in her third year as the academic advisor for both the men's and women's basketball teams and as WSU's Senior Woman Administrator.

Cooper came to Wright State after serving as the athletic foundation and special events coordinator at Sacramento State University for four years. Her duties there included organizing major fundraising events, implementing a chairback seat campaign for the football program and arranging speaking engagements for athletic personnel.

Before Sacramento State, Cooper spent two years as the assistant director of championships for the Pacific-10 Conference and two as the associate athletic director for compliance and senior woman's administrator at the University of Miami. She has also worked at Wake Forest as the assistant athletic director for compliance and at the Atlantic Coast Conference office as the assistant director for compliance and championships.

The former Maureen Lantz, Cooper is the daughter of Rick Lantz, who was the NFL Europe Coach of the Year in 2004 for the Berlin Thunder and has also coached at the United States Naval Academy, Virginia, Miami (FL), Georgia Tech, Notre Dame and Louisville along with the NFL's New England Patriots.

Cooper graduated from Dayton in 1992 with a double major in American Studies and English. She is the wife of Wright State head baseball coach Rob Cooper and they have two sons, Tyson and Jake.



Judy Chivers Academic Advisor

Judy Chivers has become a stalwart of Raider Athletics through the years as she can be seen all around campus and the sporting events as well as tutoring in her office in the Nutter Center.

Chivers, or Miss Judy to most, serves as the main academic advisor for the male and female athletes, working closely with the basketball teams on progress, class selection and tutoring when needed. She closely monitors the student-athletes along with the coaches to ensure proper study technique and support is given when necessary.

In her 11th year at WSU, Chivers received her bachelor's degree in Mathematics from Northern Michigan University before starting a teaching career in New Mexico and Ohio. She recently received her master's of education degree from WSU. Chivers is married to Darwin and has two sons, Dan and Joel, both WSU graduates.



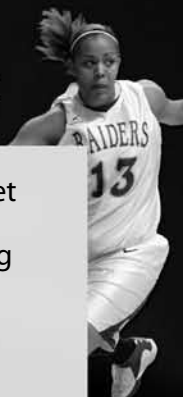
Academic Support Services

Wright State is proud of the academic accomplishments of its athletes. Last year, WSU student-athletes posted an average GPA of 3.0 all three quarters and the men's basketball team had a GPA of 2.9.

The athletics department staff includes an academic advisor, whose primary responsibility is advising and counseling approximately 260 WSU athletes. The advisor is here to help you do your best as a student-athlete.

The advisor:

- knows the courses required;
- knows the faculty and instructors for your courses;



- may communicate with faculty, staff, and other advisors on your behalf;
- respects your interests;
- helps you to choose a major; and
- encourages you to plan and think about the future.

Academic Reporting

During the year, the academic advisor meets with student-athletes on a regular basis to track their accomplishments. Men's basketball players are assigned an assistant coach who meets with them once a week to talk about classes. At the end of the academic year, the advisor completes an annual report on the academic progress of all student-athletes. This report is given to the coaches and the athletic director.

Working With Faculty and Staff

The athletic advisor also serves as a liaison between Wright State's athletics and academic communities, coordinating your interests with those of faculty and university staff. The advisor tries to establish a personal rapport with your instructors, learning their point of view, and ensuring that you stay focused on educational as well as athletic objectives.

Resources for Student-Athletes

Wright State has a Student-Athletics Resource Center located in the basement of Rike Hall. The center includes computers as well as other research materials, and it is staffed by a member of the athletics department's academic advising office. Specialized tutoring can be arranged through the office to help you get through tough assignments. Your coaches will also take an

active interest in your education. They may meet with you privately to discuss your academic career, and they provide study table time during road trips.

Wright State Today

Wright State University will help your dreams take flight. Named after the inventors of powered flights, Orville and Wilbur Wright, the university carries on their tradition of innovation. And with more than 100 undergraduate degrees and nearly 50 Ph.D., masters, and professional degrees, the sky is the limit.


Come check out the beautiful 557-acre wooded main campus yourself. You'll find state-of-the-art facilities, a 200-acre biological preserve, and some of the newest, most modern student housing anywhere. Spread your wings with more than 150 student clubs and organizations.

Whether it's preparing students to take their place in our ever-changing world, conducting research that can improve our lives, or partnering with local communities and businesses, Wright State University is making an impact, both locally and globally.

Innovation Is in the Air

A rich and dynamic community of about 17,000 students, Wright State is a place where tomorrow takes flight. Located 12 miles northeast of Dayton, Ohio, Wright State is a nationally accredited state university with an impressive range of study. Its six colleges and three schools, including schools of medicine and professional psychology, offer opportunities for discovery and growth.

A full-size replica of the 1903 Wright Flyer hangs in the Dunbar Library atrium as a symbol of the Wright brother's genius and innovation. The library is home to one of the world's most complete collections of the Wright brothers' papers and memorabilia.





WRIGHT STATE

Personal Attention From Faculty
Most classes are small and taught by fully affiliated faculty members, 80 percent of whom hold the most advanced degrees in their fields. The faculty is dedicated to advancing the frontiers of knowledge, as well as applying it to real problems. Students gain hands-on experience through a variety of community-based programs, cooperative education, internships, service learning, and research projects.

National Recognition

Our students work hard and achieve national recognition. They're gaining valuable skills and experience by competing with some of the best schools in the nation and coming out on top!

- Only five-time winner of the National Student Case Competition, sponsored by the Institute of Management Accountants
- National Model UN Conference, top awards for 27 years
- Outstanding individual achievement for playwriting and composition from the American College Theatre Festival
- First place, Easter Region, Human Powered Vehicle Competition sponsored by the American Society of Mechanical Engineers
- Student projects presented to the Geological Society of America
- Top nursing student in the Eastern Region of the United States Cadet Command
- Outstanding Student Teacher and Outstanding Cooperating Teacher for Ohio

- First place in financial planning national case competition
- National Intercollegiate Ethics Bowl, five years in the top 10, 2002 winner

There's Plenty To Do

At Wright State, we're active like you. Our students are diverse, and our campus activities reflect a broad spectrum of interests and outlets. With more than 150 clubs and organizations, there's something for everyone.

If you want to soar with the birds, try skydiving. If you have political aspirations, get involved in Student Government. If you don't mind a few bumps and bruises, join the rugby team. Choose from 18 sororities and fraternities that focus on scholarship, service, and fun.

Hang out at the Student Union's extensive recreational facilities, including a fitness center, gym, racquetball and squash courts, and an Olympic-size indoor pool. Outdoor Recreation offers unique and exciting opportunities to go camping, canoeing, rock climbing, white-water rafting, skiing, horseback riding, scuba diving, and more! Bicycles, backpacks, kayaks, skis, and other equipment are available to students.

Diversity Enriches Campus Life

At Wright State, we believe that welcoming students from diverse cultures strengthens and enriches the entire campus community. Bringing these students together with an active campus life creates a rich intellectual and social experience—a complete university experience.

Wright State is a national leader in accommodating the needs of students with disabilities. Most of the 24 campus buildings are connected by a unique underground tunnel system.

Some of the Best Campus Housing

While living on campus is not a requirement, 62 percent of all first-year students choose to do so. Almost 3,000 students live in attractive residence halls on or adjacent to campus. Year after year, they say how fantastic their campus living experience has been and how great it was to stay in new,





modernly equipped rooms that have all the comforts of home. You'll find nice furniture, cable TV, air-conditioning, and Internet hook-ups. Plus, all students—even first-year students—may have a car on campus.

Community Partnerships Offer Real-World Experience


Wright State provides its students with unique opportunities to help solve real-world problems by addressing the educational, cultural, social, and economic needs of the Miami Valley. Students obtain relevant hands-on learning experiences through the university's link to area corporations, community programs, health and social service agencies, and government organizations. This blending of academia with the larger community provides benefits for both. The DaytaOhio Center for Advanced Data Management and Analysis will help position Ohio as international leader in data management innovation.

Student Life at Wright State

Wright State has a diverse mixture of students with various educational goals and interests. The majority of our students, 77 percent or about 13,000, are undergraduates, and of those, about 10,800 are full time. Although the majority of these students come from southwestern Ohio, many also come from other parts of Ohio, from almost every state in the nation, and from 66 other countries.



Honors dorms



Nearly 3,000 students live in campus housing, in either traditional dormitory-style rooms, suite-style rooms, or apartments, all offering direct Internet connections. Nearly 1,800 freshman students chose to live on campus in Fall 2005.

Regardless of background and career goals, our students provide the basis for a campus rich in cultural and intellectual diversity.

Both commuting and residential students make for an active campus life. Over 150 student clubs and organizations provide recreational, professional, and entertainment activities. Also popular are the university's two theatres and concert halls, and the Student Union, which has extensive recreational facilities, including a fitness center, a small gymnasium, racquetball and squash courts, and an Olympic-size indoor pool.

Wright State students have distinguished themselves academically, both on the state and national level. For example, Wright State students compete with 200 colleges and universities from 15 different countries that debate each year at the Model United Nations program held in New York City, and now hold the longest winning streak on record of 27 years. The Ohio Society of Professional Engineers awarded our student team first place in a statewide senior design showcase.



WRIGHT STATE



Wright State is the only four-time winner of the National Student Case Competition sponsored the Institute of Management Accountants.

In recognition of its innovations in teaching and research, the Department of Mathematics and Statistics has received Academic Challenge

Grants from the Ohio Board of Regents and highly selective external funding awards from the National Science Foundation and other federal agencies. In addition, undergraduate students in the Department of Mathematics and Statistics compete each year in the William Lowell Putnam Mathematical Competition.

The student is the focus of attention at Wright State University. Although Wright State students do not easily fall into specific categories, all are valued for their unique talents and contributions. In a supportive learning environment, Wright State faculty challenge their students, encouraging them to realize their potential, to reach their goals, and to fulfill their dreams. As a result, Wright State continues to attract achievement-oriented students who are eager to learn.



Wright State Snapshot

- The University: Nationally accredited, state university with 109 undergraduate degrees and 46 graduate or professional degrees
- Founded: 1964. Granted full university status in 1967
- Location: Main campus, 12 miles northeast of Dayton, Ohio. Lake Campus, near St. Marys and Celina, Ohio.
- Enrollment: Approximately 13,700 undergraduate students and 4,000 graduate, professional, or doctoral students. (fall 2005)
- Student Body: Approximately 91 percent Ohio residents, 15 percent minority students, and international students representing 67 foreign countries.
- First-Year Student Profile: (fall 2004) New first-year students, 2,489
- Student Organizations: More than 150
- Faculty: 775; 80 percent hold the highest degree in their fields
- Average Class Size: 25
- Student-Faculty Ratio: 20:1
- Libraries: The Paul Laurence Dunbar Library contains over 703,000 bound volumes, 440,000 government documents, and 4,100 periodical subscriptions. The Fordham Health Sciences Library contains over 135,000 bound volumes, and 1,000 periodical subscriptions. Electronic resources include more than 140 research databases, 5,700 electronic journals, and 22,000 e-books.
- Computer Resources: State-of-the-art computer labs are located throughout campus. World Wide Web access is available to all students and faculty. Technical support is available 11 hours a day.
- Residential Facilities: Hamilton Living/Learning Community (double and triple rooms); The Village (efficiency, deluxe efficiency, one- and two-bedroom apartments); The Woods (double and quad suites); Honors (double suites); Forest Lane Apartments (two bedroom units); College Park Apartments (four bedroom, two baths)



University College

The University College programs assist students in transitioning to university life and developing the necessary skills to ensure their entrance into the Wright State college and major of their choice. The University College provides academic advising; tutoring and testing services; a leadership development program; basic courses in reading, writing, mathematics, and college student strategies; and the First-Year Seminar and learning communities. An academic advising center and mathematics learning center also offer free individualized assistance to students.

Writing Assistance

The University Writing Center provides free writing consultation. Undergraduate and graduate students are available to help students with every stage of the writing process and with assignments across the curriculum. Students may also receive help using one of the center's 13 networked computers.

The Writing Center also offers individual workshops each quarter. These specialized workshops offer review of grammar and punctuation, research formats, and essay exam preparation. The center also maintains a Writer's Hotline for students and staff.

Learning English for Academic and Professional Purposes (LEAP)

For non-native speakers of English wishing to study at an American college or university, Wright State offers the Learning English for Academic and Professional Purposes (LEAP) Intensive English Program.

Benefits of the LEAP Program include 10 weeks of instruction in small classes that allow for individual attention. The instruction includes intensive speaking, listening, reading, writing, grammar, and the latest computer technology, including Web browsing and e-mail. Students are instructed by experienced faculty with advanced degrees in teaching

English as a second language or a related field, and by adjunct instructors closely supervised by more experienced faculty. The LEAP Program also features regular meetings with native English-speaking conversation partners and scheduled sessions with trained tutors in the University Writing Center.

Holders of F-1 visas must be enrolled full-time in the LEAP Program, although a part-time course of studies is available for immigrants and visitors.

University Libraries

The University Libraries are members of OhioLINK, an advanced computer network providing access to over 31 million library items in Ohio's university, college, and state library collections. Students can order books online from OhioLINK libraries and receive them for check-out within two to three days. OhioLINK resources also include scores of research databases and the full text of thousands of journals and other works.

The Libraries' information research system uses a Web-based interface to provide integrated access to local and OhioLINK resources plus many other resources available on the Internet. The Libraries' Web site is <http://www.libraries.wright.edu>.





WRIGHT STATE

Other Services

- Instructional sessions for all library services and resources
- Current periodicals and microfilm resources (microfilm readers and printers)
- Course reserves (online and print)
- Media collections (videos, films, preview equipment)
- 20,000 music scores and over 6,000 musical recordings
- Reference assistance (individual or group instructions and handouts)
- Interlibrary loan services for items not available at Wright State or through OhioLINK
- The Student Technology Assistance Center (STAC) offers various software and hardware plus personalized assistance for students to complete class assignments requiring electronic presentations, graphics, Web page design, and more.

Paul Laurence Dunbar Library

The Paul Laurence Dunbar Library plays an important role in instruction and research activities at Wright State University. The library collections, among the largest in the Dayton metropolitan area, include over 703,000 bound volumes, over one million microforms, 440,000 government documents, 4,100 serial subscriptions, and more than 4,000 media



or visual items. The library is open over 100 hours per week, longer during exam periods. In addition to the walk-in assistance available in the information/reference area during most hours, students may make appointments with reference librarians for in-depth assistance. Librarians also offer group instruction through a series of regularly offered workshops on topics ranging from basic research introduction to advanced searching of Web resources and specialized databases.

As a partial U.S. government documents depository, the library provides students and the general public with access to electronic and print documents, including over 30,000 geographical and topographical maps from all over the United States. The Libraries are also a designated Patent and Trademark Depository Library with collection materials accessible in the Dunbar Library.

Special Collections and Archives houses collections on aviation history, Wright State University history, and one of the most extensive collections of Wright brothers materials, including more than 4,000 original photographs made by the Wrights to document their achievements.

Computer Resources

Computing and Telecommunications Services (CaTS) provides service and support for university telephones, campus networking, Internet access, and administrative and student computing resources. Wright State students are encouraged to use these resources to enhance their learning experience. CaTS maintains computer labs (most open 24 hours) with computers networked to international resources, laser printers, and numerous software applications to complement students' classroom activities. The computers in these labs not only provide desktop applications, but also provide access to larger computer platforms, such as our UNIX system, the University Libraries



databases, and other Internet resources. Wright State has a strong commitment to providing accessibility to all students. In support of this commitment, a variety of adaptive technologies are available to provide computer access to students with physical disabilities.

All students should obtain a CaTS CAMPUS account. The CAMPUS account provides them with the account name and password necessary to access the Internet, e-mail, and other computing resources. Accounts also provide personal and class disk space on the network file servers. With their CAMPUS account and a Web browser, students can access the Internet from home using the CaTS modem banks. Student accounts remain active only as long as they are enrolled in classes.

Career Services

The central purpose of Career Services is to help students prepare for academic and career success. Freshmen and sophomores are assisted with career assessment, values clarification, and occupational data to help them make informed choices of academic majors. Students are also provided opportunities for experiential learning (internships) and discovering the relationship of skills acquired to the broader work world. Career Services helps prepare graduating seniors to be successful candidates by helping them translate their academic and co-curricular experiences into successful job campaigns or graduate school applications.

Specific services include: a computerized career exploration program, Choices; an interest inventory, the Self-Directed Search; a personality assessment, the MBTI; a web resume registration, UNCW Experience; internship resources; workshops on a wide range of topics from choosing an academic major to job search strategies; a career resource library; job listings for both part-time and full-time, including internships; on-campus recruiting; annual events such as Career Day, Education Job Fair, Internship-Summer



Job Fair, and Graduate School Day; and a home page on the World Wide Web with a directory of helpful career and employment sites.

Career Services is located in the University Union in rooms 104 and 106, open 8 a.m.–5 p.m. Monday–Friday with special drop-in hours on Mondays and Thursdays, 2–5 p.m. for students who have quick questions about resumes, job searching, cover letters, and more. Currently enrolled WSU students are eligible for all services.

Career Resources Center

The Career Resources Center (CRC), located in E334 Student Union, serves as a valuable source of information for people seeking career, job search, and employer information including job postings. In addition, computers are available for career related internet searches and to develop personal marketing tools.

SIGI Plus (System of Interactive Guidance and Information), a computerized application, allows users user to assess interests, abilities, and values to determine what occupations might be a good fit. The most frequently



WRIGHT STATE



used option on SIGI Plus is the Information Module. A user can find information on career projections, required academic preparation, job definition and descriptions, and salary. Please allow at least 90 minutes to assess and explore options. Less time is required for a search of specialized information.

Browse the complete bibliography of print materials available for use in the Center. Resources are categorized to assist you in locating the materials needed. Categories include Job Search, Directories, Career Exploration, Experiential Education (Co-op Ed/Internships), Transition to the Workplace, Graduate School and specialized career information by college and major.

Employer Literature is found alphabetically in binders or files within the Center. Use these sources to locate basic information about a particular employer, such as services or products, reputation, growth pattern, divisions, subsidiaries, new products, and annual reports. Career Services recommends that you also use the Internet and other resources, such as networking, to identify and review company information.

Cooperative Education and Internship Programs

Provide educational opportunities consistent with a student's course of study. Opportunities may be full-time or part time. Completing one or more quarters of field experience keeps a student competitive when it is time to search for career employment.

Employers seek candidates with backgrounds in practical application of their discipline. Stay current and competitive through co-op and internship programs consistent with your course of study.

Career Employment

Career-related employment provides opportunities for students looking ahead to graduation and for alumni interested in changing jobs or switching careers. Recruiters begin evaluating candidates as much as nine months prior to graduation. Career Services offers appointments, résumé reviews, mock interviews, career days and fairs, résumé postings, job postings, on-campus interviews, and Spring Training to assist with your career employment.

Cooperative Education/Internship

Co-ops and internships are field-related experiences for upper level students. In both cases, employers provide on-site supervision and opportunities for integrating academic theory with real-world practices. The co-op experience traditionally lasts more than one quarter. Co-op program structures include alternating, where students work full-time and alternate quarters of work with quarters of study; and parallel, where students work part-time and simultaneously continue their academic study. Internships are filled on a quarter by quarter basis. Both types of employment may be either full- or part-time. A paid position yields a larger, more diverse pool of qualified candidates than a position with no compensation.



The Setzer Pavilion/Mills Morgan Center

The Setzer Pavilion opened in August 2005 as a state of the art facility that puts Wright State on a plateau that is equal to the major Division I programs around the country. Combined with academic program excellence, Wright State is at the highest echelon of the Horizon League and has the facilities to develop blue-chip student-athletes.

The venue is nearly 30,000 square feet, including a gymnasium, strength and conditioning room and coaches offices as well as locker rooms, video rooms and player lounges, as well as a state-of-the-art eye center.

Wright State University is committed to national prominence in both academics and athletics and this facility will only enhance this commitment.



Setzer Pavilion and Mills Morgan Center locker room



Hallway of the Setzer Pavilion/Mills Morgan Center



Setzer Pavilion/Mills Morgan Center player lounge



Setzer Pavilion/Mills Morgan Center interior view



Front of the Setzer Pavilion/Mills Morgan Center



Allread Court of the Setzer Pavilion/Mills Morgan Center



Hall of Champions inside the Setzer Pavilion/Mills Morgan Center



Viewing room of the Setzer Pavilion/Mills Morgan Center



An aerial view of the Setzer Pavilion/Mills Morgan Center



The Nutter Center

There's no place like home. And there's no place quite like the Nutter Center, home to the Wright State Raiders.

The Nutter Center, Southwest Ohio's premier sports and entertainment complex, is home to the Wright State men's and women's basketball teams, as well as the Wright State women's volleyball team.

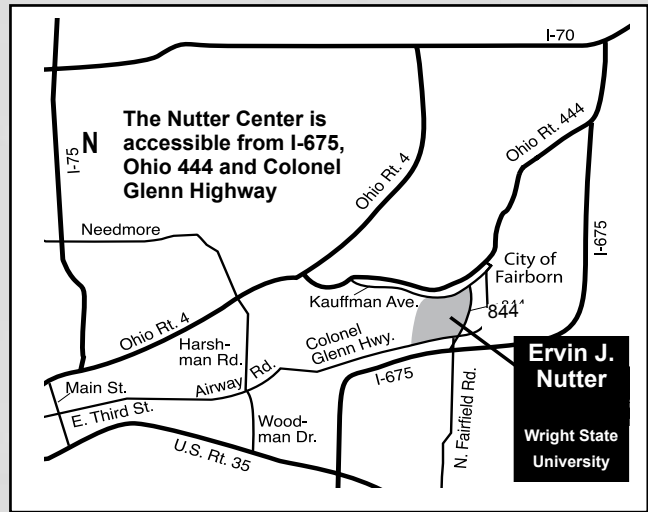
Set on the beautiful campus of Wright State University, the Nutter Center Arena seats up to 11,500 people. Housed within the building are four additional basketball courts, a recreational running track, a fully equipped fitness center, a multipurpose room, dressing rooms, classrooms, and 60,000 square feet of exhibition space.

Just 17 years old, the Nutter Center's standard of excellence has been acknowledged worldwide. Industry Publications has ranked the Nutter Center one of the top 20 arenas of its size in the country every year since it opened. The Nutter Center has remained one of the premier stopping points for major concert tours of every musical genre, the finest family shows, and top-touring ice shows including Elton John, KISS, Cher, Tina Turner, Guns 'N' Roses, Neil Diamond, Creed, Barry Manilow, Phish, Garth Brooks, Reba McEntire, Rod Stewart, Frank Sinatra, Alan Jackson, Aerosmith, Champions on Ice, Ringling Bros. and Barnum & Bailey Circus, Disney

on Ice, WWE, Bow Wow, and many more. The Nutter Center is also home to the ECHL Dayton Bombers. There's almost always something happening at the Nutter Center—there's an event booked, on average, 280 days a year.

All in all, the Nutter Center has consistently ranked among the top 10 grossing venues in the country since its opening in 1990. Since 1996, the arena ranked third in the world in ticket sales for arenas its size.

No wonder the center has averaged over one million visitors a year since it opened.



Ervin J. Nutter



WRIGHT STATE Nutter Center Records

Points

Individual: 31 by Tiffany Webb vs Minnesota 12/28/02
 Team: 98 vs Morehead State 11/29/97; vs. IPFW 11/24/04
 Opponent Individual: 35 by Erika Roudebush of Cleveland State 1/31/02
 Opponent Team: 102 by Ball State 11/28/00

Rebounds

Individual: 20 by Timothea Clemmer vs Miami 11/28/95
 Team: 63 vs Valparaiso 1/27/94
 Opponent Individual: 22 by Traci Edwards of Milwaukee 1/26/06
 Opponent Team: 58 by UIC 2/5/03; by IPFW 11/24/04

Field Goals Made

Individual: 12 by Tiffany Webb vs Minnesota 12/28/02
 Team: 42 vs Ohio 11/28/04
 Opponent Individual: 14 by Erika Roudebush of Cleveland State 1/31/02
 Opponent Team: 36 by Ball State 11/28/00; by West Virginia 11/28/01

Free Throws Made

Individual: 12 by Peggy Yingling vs Marshall 12/8/92
 Team: 31 vs Marshall 12/8/92
 Opponent Individual: 12 on 3 occasions
 Opponent Team: 32 by Loyola 2/11/99

Three-Pointers Made

Individual: 7 by Lori Blanchard vs Detroit 3/3/96; by Chanda Hollingsworth vs Marshall 12/13/00
 Team: 9 on five occasions
 Opponent Individual: 7 by Penny Armstrong of UIC 1/30/94
 Opponent Team: 12 by Butler 1/14/06

Assists

Individual: 9 by Angie Ott vs Ohio 11/28/04
 Team: 26 vs Ohio 11/28/04
 Opponent Individual: 14 by Katy Winski of Loyola 2/27/97
 Opponent Team: 27 by Youngstown State 2/24/02

Steals

Individual: 9 by Rhea Mays vs Dayton 12/4/02
 Team: 20 vs Cleveland State 2/26/95; vs Youngstown State 1/8/05
 Opponent Individual: 8 on four occasions
 Opponent Team: 20 by DePaul 1/8/91; by Northern Illinois 3/6/93

Raiders' 17-Year Nutter Center Record

1990-91	3-12	2000-01	4-8
1991-92	5-7	2001-02	3-10
1992-93	5-9	2002-03	6-7
1993-94	4-8	2003-04	8-7
1994-95	6-7	2004-05	10-6
1995-96	8-6	2005-06	6-5
1996-97	5-7	2006-07	6-8
1997-98	6-5		
1998-99	4-7	Total	94-127
1999-00	5-8		



WRIGHT STATE
UNIVERSITY



Aerosmith



Dave Matthews



Tim McGraw

How to get to the Nutter Center from...

North of Dayton on I-75. Take I-75 south to I-70 east. Go east to I-675 south. Go south to Exit 17 and turn right on North Fairfield Road.

South of Dayton on I-75. Take I-75 north to I-675 north. Go north to Exit 17 and follow sign for North Fairfield Road. Turn left on North Fairfield Road.

East of Dayton on I-70. Take I-70 west to I-675 south. Go south to Exit 17 and turn right on North Fairfield Road.


East of Dayton on Route 35. Take Route 35 west to North Fairfield Road and turn right.

West of Dayton on I-70. Take I-70 east to I-675 south. Go south to Exit 17 and turn right on North Fairfield Road.

West of Dayton on Route 35. Take Route 35 east to I-675 north. Go north to Exit 17 and follow sign for North Fairfield Road.



The Miami Valley



A Vibrant Community on the Move

The Dayton area is rich in cultural offerings including the performing arts, historical parks, museums, cultural festivals and community celebrations. The university is located close to a wide array of restaurants and stores, with the region's largest shopping mall about a mile from the campus. A popular river corridor along the Great Miami River offers 26 scenic miles of walking, jogging, and cycling trails.

The city of Dayton is a city of innovation. From the Wright brothers' first airplane to Charles F. Kettering's first self-starting automobile ignition system to the cash register and automated teller machine, Dayton has a rich heritage of invention and innovation.

Dayton has been the home for other notable Americans as well, including the poet Paul Laurence Dunbar and candy creator Esther Price. Phil Donahue and Erma Bombeck once lived across the street from one another in a Dayton suburb.

Did you know?

Area Notes:

- Dayton is within 250 miles of Chicago, Indianapolis, Cleveland, Columbus, Cincinnati, Lexington, and Louisville.
- The income tax rate for the city of Dayton is 2.25 percent.
- The Dayton area serves seven colleges and universities.
- There are eight major shopping malls in the Dayton area, including The Mall at Fairfield Commons, less than a mile from Wright State.
- Restaurant owner James Ritty devised the first cash register in 1879 to keep his bartenders honest.
- The average annual rainfall in the Dayton area is 34.71 inches.
- The world became a little sweeter when Esther Price founded her candy business in 1929.
- The Wright brothers' first attempts at flight were made from Huffman Prairie near Wright State.
- Wright-Patterson Air Force Base, located next to Wright State, is one of the nation's largest and oldest military installations and was host to the Bosnian peace talks.
- Erma Bombeck and Phil Donahue were once neighbors in the Dayton area.
- Paul Laurence Dunbar and Orville Wright were high school classmates.
- Wright State University woods is prime birdwatching territory. Look for turkey vultures, brown creepers, and tufted titmice.
- Clifton Mill is the oldest operating grindstone in the nation.
- Speedster Barney Oldfield of Dayton was the first person to drive a mile a minute in 1903.
- The road stripper was created in nearby Xenia.
- The largest international gathering of historic aircraft, the Festival of Flight, occurred in Dayton in 2003.
- The National Afro-American Museum and Cultural Center is located in the Dayton area.
- Wright-Patterson Air Force Base houses the United States Air Force Museum, the largest and oldest aviation museum in the world.



WRIGHT STATE Dayton

The Value of Variety

Dayton has flourished from a firm foundation of innovation and industrial expertise. Inventions from Dayton—including powered flight, the cash register, and countless others in the automotive and aerospace industries have built a strong core for the region’s economy.

Today’s healthy local economy is more diversified, fueled by a mixture of companies of many sizes and industries. This diversity is more important since it provides economic stability and prevents overreliance on any single sector.

A century ago, small businesses and entrepreneurs put Dayton on the map, and they remain a high priority to this day. The region is bustling with momentum with more than 19,000 new business start-ups from 1996–2001. Local business and community leaders are committed to supporting entrepreneurs and nurturing new businesses through mentoring, technical assistance, and innovative programs such as the Entrepreneurs Center, a downtown-based technology incubator.

Workforce: Dayton Trains its Own

Dayton works proactively to provide programs that ensure a skilled workforce, particularly for specialized technical positions. Local officials promote the continuous training of local workers in addition to supporting the outside recruitment efforts of area technology workforce. Additionally, Dayton recently ranked fifth among medium-sized cities on the Creativity Index created through Richard Florida’s research into the “Creative Class.”

A Dynamic New Downtown

Thanks to this community’s great visionaries and energetic workers, downtown Dayton is reinventing itself in grand style. Developments such as the Schuster Performing

Arts Center, Dayton Dragons baseball, and RiverScape have sparked a new wave of interest and investment in the central business district.

In 2002, some 500 employees moved into the new corporate headquarters of Relizon in downtown Dayton. The five-story office building and parking garage occupy a site that formerly was a vacant department store.

Also downtown, the urge for urban living is being satisfied with the development of several new residential loft projects, especially appealing to young professionals and empty-nesters. With hundreds of new residents pouring in, downtown continues to add new restaurants, night clubs, and other attractions to cater to these new urbanites.

From History’s Success to Today’s Strength

Dayton’s business composition has evolved with the times. While manufacturing continues to play a key role, comprising 18 percent of the region’s total employment, the services industry employs 32 percent of the workforce and the retail and wholesale trade industry employs 23 percent. Over time, the area has developed core competencies in aerospace, information technology, composite materials, automotive manufacturing, advanced manufacturing, and logistics.



Dayton’s skyline illuminated at night




Aerospace—The influence of Wright-Patterson Air Force Base on the Dayton area economy is far-reaching and profound. As the foremost research and development center of the United States Air Force, Wright-Patterson has been responsible for nearly every major innovation in U.S. military aviation. The base has truly been a catalyst for high-tech growth in the region.

The facility has a \$2.4 billion annual economic impact on the region, employing 18,000 people, including some 10,000 civilians. In addition, some 19,000 jobs are provided through subcontracting and supply. The base has contributed to the Dayton region’s position as one of the nation’s largest concentrations of engineering talent.

In addition, several regional organizations facilitate technology transfer between Wright-Patterson and the private sector to maximize the benefits of defense-related research and development.

The aviation legacy is also evident in the private sector. The Dayton region is home to Goodrich Corporation’s Division Headquarters for aircraft wheels and brakes and other leading aerospace providers such as Hartzell Propeller. Also, GE Jet Aircraft Engines is located just south on I-75. These operations have encouraged the creation of many firms that supply the commercial-aircraft industry.

Information technology—With the influence of Wright-Patterson Air Force Base, Dayton has developed a substantial foundation of high-tech capabilities, especially in areas associated with the aerospace and defense industries. The Dayton region is home to more than 800 IT organizations and recently ranked in the top 20 among U.S. metropolitan areas in IT job growth, according to IT CareerWorld, an industry publication.



The Wright brothers and their flyer

In addition to the niches represented by its many smaller companies, Dayton’s bellwether technology companies—LexisNexis, Reynolds and Reynolds, Standard Register, and NCR Corporation—are pacing their industries with continuous innovation.

Composite materials—When the U.S. Air Force needed a material lighter, but stronger, than steel, it turned to the Air Force Research Laboratory at Wright-Patterson. The result? Composite materials, the combination of fiber and resin. And while the Air Force fulfilled defense needs, the commercial applications became evident for products ranging from appliances to golf carts.

The only obstacle has been cost: composites are prohibitively expensive for an individual company. Undaunted, Daytonians arrived at a solution: the National Composite Center, an organization that helps to develop composite-processing techniques for commercial applications.

Automotive—The Dayton area has a rich tradition in automotive manufacturing, starting with the pioneering efforts of individuals such as Charles F. Kettering, founder of Delco. General Motors acquired Delco and subsequently located state-of-the-art laboratories and research facilities in Dayton.



WRIGHT STATE

In 1999, General Motors spun off the Delco company, renamed Delphi Automotive Systems, allowing Delphi to expand its business by supplying products—including chassis, thermal, energy and engine management, electrical and electronic systems—to other automakers in the international marketplace.

In addition to the 10,200 people employed at Delphi, GM employs 4,300 in the Dayton area assembling sport utility vehicles and engines. International Truck & Engine in Springfield employs 2,500. Behr America, with a major facility in Dayton, boasts a workforce of 2,400. And DMAX, a joint venture between GM and Isuzu, manufactures its award-winning diesel engine here. These large-scale automotive operations have spurred the growth of many small- to medium-sized suppliers in the Dayton region.

Advanced manufacturing—The manufacturing industry's rise to dominance in the region's economy during the 20th century created unparalleled opportunities. Today, Dayton is home to more than 26,000 skilled workers in 850 tooling, machining and related companies. In fact, the 12-county area around Dayton is North America's fourth largest tooling and machining hub.

Like most other industries, today's tooling and machining has gone high-tech. Highly-trained workers are developing new products by integrating technical manufacturing processes, microelectronics, robotics, and sophisticated automation. Local leaders have launched the Tool Valley Network, an entity that provides training and services for the area's tool and die companies.

Logistics—Five metropolitan statistical areas and more than 300 cities, towns, and villages lie within 90 minutes of Dayton. This, coupled with Dayton's ideal location at the I-70/75 intersection, has encouraged the growth of many trucking operations, warehouse facilities, and logistic-support services. In fact, the region boasts more than 650 firms in the transportation and warehousing industry.

The Dayton International Airport is just a few minutes from the I-70/75 intersection. The region's 90-minute air market ranks first nationally with more than 50 percent of the country's population and over 50 percent of the country's income within 90 minutes of Dayton by air. The airport offers more than 85 passenger flights a day with nonstop service to 17 major domestic markets, carrying 2 million passengers annually.



Dayton's skyline during the daytime



Proximity to Major Cities


Destination City	Miles	Destination City	Miles
Atlanta, Georgia	536	Lexington, Kentucky.....	134
Chicago, Illinois	295	London, Ontario, Canada	330
Cincinnati, Ohio	52	Louisville, Kentucky	154
Cleveland, Ohio.....	217	Pittsburgh, Pennsylvania	263
Columbus, Ohio	71	St. Louis, Missouri	356
Detroit, Michigan.....	213	Toronto, Ontario, Canada	460
Hamilton, Ontario, Canada	406	Washington, D.C.	470
Indianapolis, Indiana.....	112		

Sources: AAA Miami Valley, Survey of Buying Power, County Business Patterns.

Scheduled Flight Times

(Commercial Flight Times from Dayton)

Destination City	Time
Atlanta, Georgia	1 hr. 23 min.
Charlotte, North Carolina.....	1 hr. 15 min.
Chicago, Illinois	45 min.
Dallas, Texas.....	2 hrs. 30 min.
New York, New York.....	1 hr. 45 min.
Orlando, Florida	2 hrs.
St. Louis, Missouri	1 hr. 18 min.
Washington, D.C.	1 hr. 12 min.

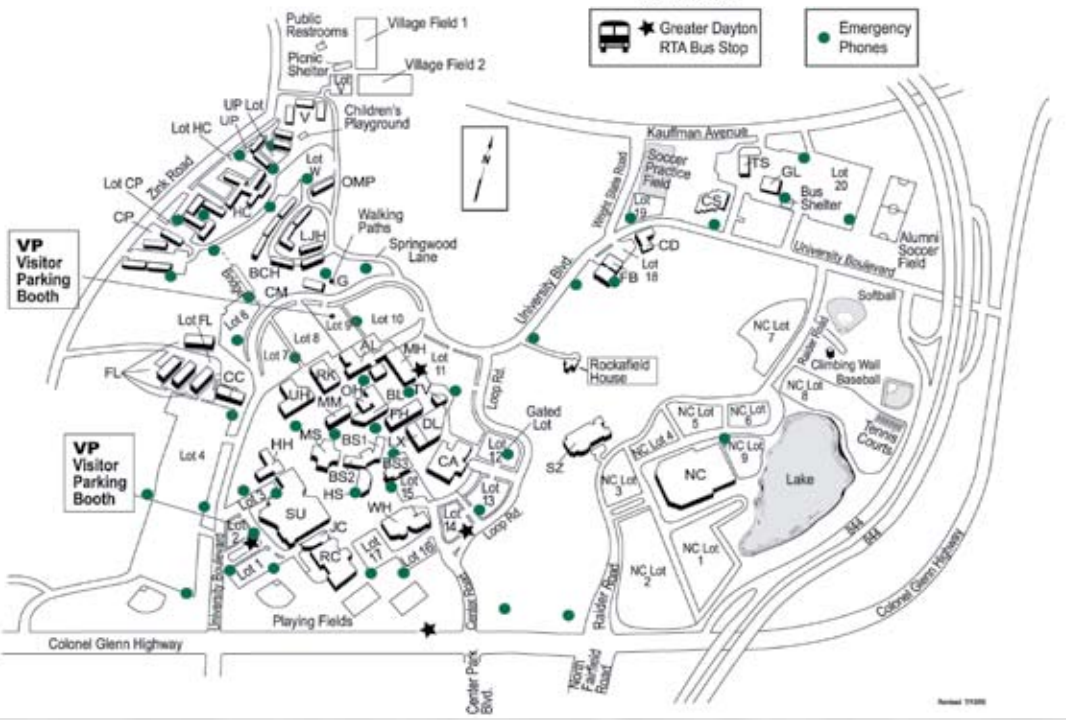




WRIGHT STATE

Buildings

- | | | | |
|------------------------------------|---|---|---|
| AL Alyn Hall | CA Creative Arts Center | LJH Laurel/Jacobi/Hickory | SU Student Union |
| BS1 Biological Sciences I | DL Durbar Library, Paul Laurence | LX Library Annex | SZ Setzer Pavilion/Mills-Morgan Center |
| BS2 Biological Sciences II | FH Fawcett Hall | MM Mathematical and | TV Television Center |
| BS3 Biological Sciences III | FB Fine Arts Building | Microbiological Sciences | TS Transportation |
| BCH Boston/Cedar/Hawthorn | FL Forest Lane Apartments | MS Medical Sciences | Services Center |
| BL Brehm Laboratory | G Garden for the Senses | MH Millet Hall | UH University Hall |
| CC Community Center | GL Geology Field Equipment Base | NC Nutter Center, Ervin J. | UP University Park Apartments |
| CM Campus Ministry Center | HH Hamilton Hall | OMP Oak/Maple/Pine | V The Village Apartments |
| CS Campus Services Building | HC Honors Community | OH Oelman Hall | VP Visitor Parking Booth |
| CD Child Development Center | HS Health Sciences | RK Rike Hall | WH White Hall |
| CP College Park Apartments | JC Joshi Research Center | RC Russ Engineering Center,
Fritz and Dolores | |



Getting to Wright State's Main Campus

From north of Dayton on I-75. Take I-75 south to I-70 east. Go east to I-675 south. Go south to Exit 17 and turn right on North Fairfield Road. Turn left on Colonel Glenn Highway to the main WSU entrance at University Boulevard.

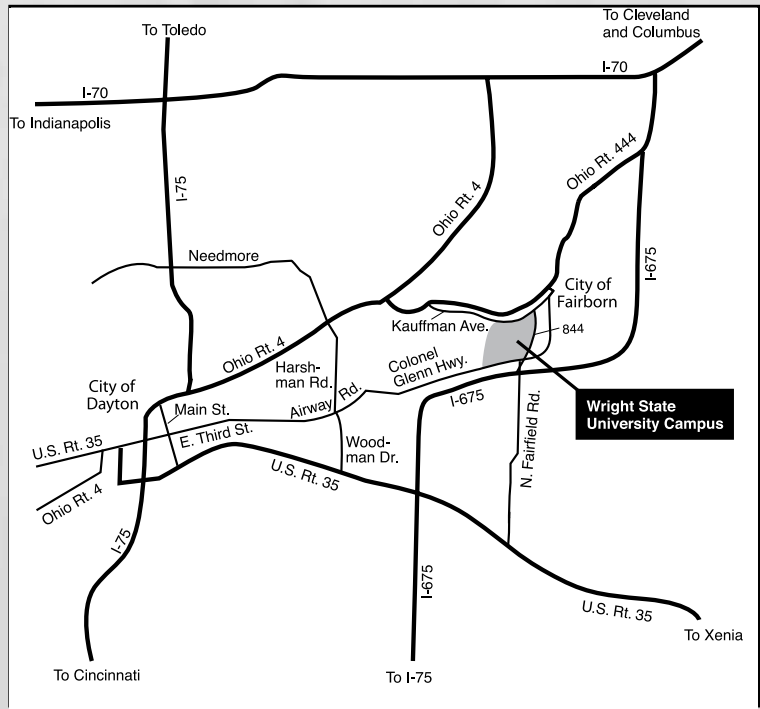
From south of Dayton on I-75. Take I-75 north to I-675 north. Go north to Exit 17 and follow sign for North Fairfield Road (not WSU). Turn left on North Fairfield Road, then left on Colonel Glenn Highway to the main WSU entrance at University Boulevard.

From east of Dayton on I-70. Take I-70 west to I-675 south. Go south to Exit 17 and turn right on North Fairfield Road. Turn left on Colonel Glenn Highway to the main WSU entrance at University Boulevard.

From east of Dayton on Route 35. Take Route 35 west to North Fairfield Road and turn right. Turn left on Colonel Glenn Highway to the main WSU entrance at University Boulevard.

From west of Dayton on I-70. Take I-70 east to I-675 south. Go south to Exit 17 and turn right on North Fairfield Road. Turn left on Colonel Glenn Highway to the main WSU entrance at University Boulevard.

From West of Dayton on Route 35. Take Route 35 east to I-675 north. Go north to Exit 17 and follow sign for North Fairfield Road (not WSU). Turn left on North Fairfield Road, then left on Colonel Glenn Highway to the main WSU entrance at University Boulevard.





Raiders in the Community

“Our involvement in the community allows us to reach-out and give back.”



“Getting involved in the community helps us give back and reach-out.”

Bridgett Williams

MILWAUKEE



CHICAGO



VALPARAISO



GREEN BAY



YOUNGSTOWN

CLEVELAND



HOUSTON

DETROIT





ORIZON LEAGUE



 **HORIZON LEAGUE[®]**

WOMEN'S BASKETBALL



CHAMPIONSHIP

2008



HORIZON LEAGUE[™]

RAISE YOUR SIGHTS

www.horizonleague.org

Horizon League Championship

The Horizon League Executive Council passed a proposal to change the Women's Basketball Championship format starting with the 2003-04 season. The new format moved the championship from a single predetermined site to multiple sites.

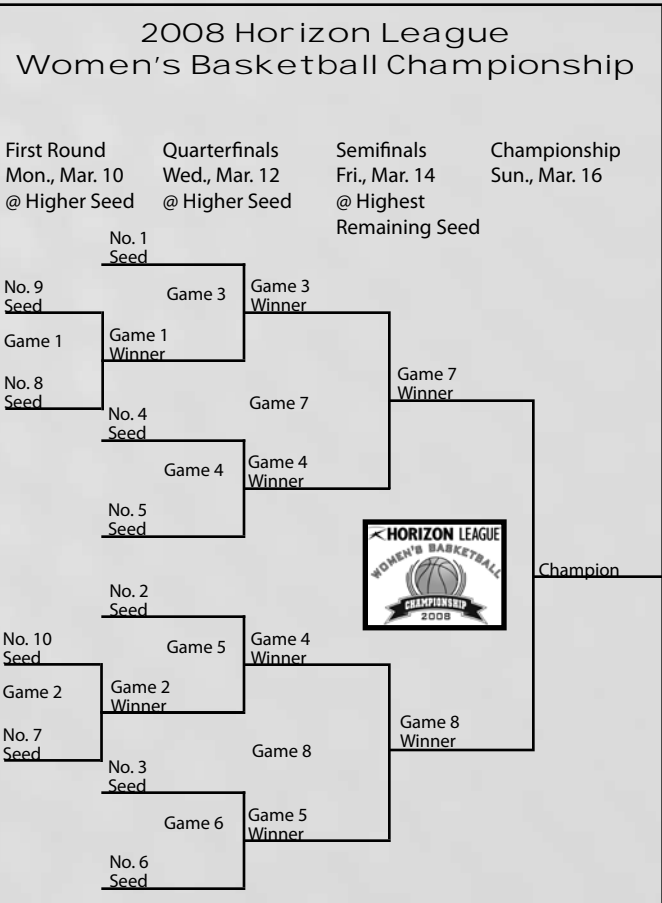
The first round games and the quarterfinal games will be played on campus sites. In the first round games, the No. 7 seed will host the No. 10 seed and the No. 8 seed will host the No. 9 seed. The winner of the 8/9 game will travel to the No. 1 seed for the quarterfinals while the No. 2 seed will host the winner of the 7/10 game. The No. 4 seed will host the No. 5 seed, the No. 6 seed will visit the No. 6 seed in the other quarterfinal games.

Under this format, the remaining four teams will travel to the site of the highest remaining seed for the semifinal and championship games.

While the format remained the same again last season, slight changes were made regarding site selection and dates for the championship.

During the first three years, a predetermined team was allowed the opportunity to fulfill their right to host the championship should that team advance to the semifinals. Such was the case in 2005 when Wright State, despite being the third seed, hosted both the semifinals and finals. 2007, however, marked the first year that the championship was held in a pure format, meaning that the semifinal and championship games will be played at the site of the highest remaining seed after the quarterfinal round.

The championship dates were also changed last season, with the entire tournament pushed back a week. The first round matchups will be on Monday, March 10, followed the quarterfinals on Wednesday, March 12. The semifinal games are slated for Friday, March 14 and the championship game will be played on Sunday, March 16.





WRIGHT STATE

Horizon League

In its 29th year, the Horizon League continues to aspire toward its goal of being one of the nation's leading athletics conferences while being recognized as a leader in the development of student-athletes as leaders and role models.

The Horizon League membership features ten public and private institutions that have impressive academic reputations and a storied tradition of broad-based athletic programs. Current membership includes Butler University, Cleveland State University, the University of Detroit Mercy, the University of Illinois at Chicago, Loyola University Chicago, Valparaiso University, the University of Wisconsin-Green Bay, the University of Wisconsin-Milwaukee, Wright State University and Youngstown State University.

The Horizon League's primary focus is on adding value to the educational experience through its four platforms of athletic performance, academic achievement, community outreach, and personal responsibility and accountability. It is the League's belief that athletics is a powerful and visible resource tool that can be used to enhance student-athletes' collegiate experience. The Horizon League's goals are to enhance the holistic university experience for the student-athlete, to create an affiliation of institutions with similar athletic goals, and to adhere to the principals of integrity, diversity, excellence and growth.

The Horizon League sponsors competition in 19 sports – nine for men (baseball, basketball, cross country, golf, soccer, swimming and diving, indoor track and field, outdoor track and field and tennis) and 10 for women (basketball, cross country, golf, soccer, softball, swimming and diving, indoor track and field, outdoor track and field, tennis and volleyball). In all sports, all teams participate in their respective postseason League championships regardless of regular-season performance, allowing all student-athletes an opportunity to qualify for NCAA championships. The League receives automatic bids to NCAA championships in baseball, men's and women's basketball, men's golf, men's and women's soccer, softball, men's and women's tennis, and women's volleyball.

The Horizon League is headquartered in Indianapolis, the "Amateur Sports Capital of the World," with offices in the Pan American Plaza (201 S. Capitol Avenue), located across the street from the RCA Dome and just blocks from Conseco Fieldhouse, the State Capitol Building and the NCAA national office.

A PROUD HISTORY

Founded in 1979 as the Midwestern City Conference with six charter members, the League changed its name to the Midwestern Collegiate Conference in 1985 and added women's sports for the 1986-87 academic year. Charter members of the conference included current members Butler and Loyola as well as the University of Evansville, Oklahoma City University, Oral Roberts University and Xavier University. Among other current members, Detroit joined in 1980 and Cleveland State, UIC, Green Bay, Milwaukee and Wright State came aboard in 1994 in the largest non-merger conference

expansion in history, with Youngstown State joining in 2001 and Valparaiso on July 1, 2007.

On June 4, 2001, the Horizon League unveiled its current name and ushered in a new dynamic direction that has brought the League closer to its stated goal of being one of the nation's top 10 conferences with a focus on enhancing the student-athletes experience by upgrading the League's market and competitive positions.

ATHLETIC SUCCESS

In the past few years, the Horizon League has enjoyed unprecedented success on the national stage, highlighted by three Sweet Sixteen appearances (Butler 2003, 2007; UW-Milwaukee 2005) and seven wins in the NCAA Men's Basketball Championship in the past five seasons. In other sports, League teams have won at least one game in their respective NCAA Championships each of the last five seasons in men's soccer (UW-Milwaukee 2002-05, UIC 2006) and four of the last six in softball (UIC 2002, 2004; Wright State 2003; UW-Green Bay 2005) while advancing into the second round in women's soccer each of the last three (Detroit 2004, UW-Milwaukee 2005-06). Butler's Victoria Mitchell became the League's first NCAA individual champion when she won the 3,000-meter steeplechase at the 2005 NCAA Outdoor Track and Field Championships and then finished fourth at the 2005 NCAA Cross Country Championships in leading the Butler women to a 24th-place national finish.

ACADEMIC SUCCESS

Horizon League student-athletes also excel in the classroom as more than 500 have been named to the Academic Honor Roll each of the past five semesters for carrying a grade-point average of 3.2 or better. Thirty-one student-athletes were named to ESPN The Magazine/CoSIDA Academic All-District teams in 2006-07 and nine earned Academic All-America honors, including four first-team selections, after boasting 35 academic all-district picks and eleven Academic All-Americans in 2005-06.


COMMUNITY SERVICE

In addition to its athletics success, the Horizon League has secured a well-earned reputation for its community service initiatives.

Each January, member institutions partner with local elementary schools for an art, music and essay contest highlighting the life of Dr. Martin Luther King, Jr. with winners recognized at League games on the weekend of MLK Day.

The Horizon League Student-Athlete Advisory Committee also has continued a tradition of working with youth at the Kaleidoscope Youth Center in Indianapolis during its annual summer meeting. On campus, student-athletes have raised money and awareness for such causes as breast cancer, diabetes and hurricane relief, while hosting blood drives, neighborhood clean-ups, Big Brother/Big Sister programs and more.





Jonathan B. LeCrone
Commissioner

SPORTSMANSHIP

One of the Horizon League's points of emphasis is fostering collegial environments for competition among student-athletes, coaches, administrators and fans in a pro-active approach. Among the vehicles is the Ethical Conduct Pledge, which is signed each season by student-athletes, coaches, officials, and campus and League administrators. Its purpose is to make all the involved groups aware of the Horizon League expectations of behavior during conference events.

DEMOGRAPHICS

Horizon League institutions boast a combined enrollment of more than 130,000 plus more than 700,000 living alumni centered in the League's Midwest footprint. League media markets include five of the nation's top 35 in Chicago, Detroit, Cleveland, Indianapolis and Milwaukee, covering more than ten million television households and encompassing more than nine percent of the nation's television audience.

GOVERNANCE

The Horizon League is governed by a Board of Directors comprised of the member institutions' chief executive officers. Dr. David Hopkins, President of Wright State, serves as Board Chair through June 30, 2008. Mike Cusack, Director of Athletics at Wright State, serves as chair of the Executive Council and Tonya McGowan, Associate A.D./SWA at UIC, is the Second Delegate, while Dr. Sylvia Furner of UIC serves as chair of the Faculty Athletics Representatives.

HORIZON LEAGUE NETWORK

The Horizon League is a recognized leader in video streaming, through the Horizon League Network (HLN), and has plans to produce more than 300 free, live events during the 2007-08 academic year. One-hundred fifty League events were aired in the first year of League-wide video streaming in 2005-06 and nearly 250 were produced last year as the service was re-branded as the Horizon League Network. In addition to live games, HLN includes highlight vignettes of all-19 League championships, weekly highlight videos during the men's and women's basketball season and other special programming covering Horizon League institutions, coaches and student-athletes.



Alfreeda Goff
Senior Associate Commissioner

LEADERSHIP

Jonathan B. (Jon) LeCrone is in his 16th year as Commissioner of the Horizon League, having been named to the position on May 11, 1992, and is the tenth-longest tenured commissioner in Division I. He is the fifth commissioner in League history, succeeding Daniel B. "Tucker" DiEdwardo (1989-92), James W. Shaffer (1984-89), Cecil N. Coleman (1980-84) and James J. McCafferty (1979-80). LeCrone currently is in the final year of a five-year term on the 10-member NCAA Division I Men's Basketball Committee that handles the rules of the game and oversees and selects teams for the national championship.



Will Roleson,
Assistant Commissioner
for Communications

VISIBILITY

The Horizon League has enhanced its media visibility with a number of initiatives. The League is in the third year of a five-year agreement with ESPN that includes selected regular-season men's basketball action (ESPN2) and the men's championship game (ESPN) and features increased exposures each year on ESPNU plus inclusion in the annual O'Reilly ESPNU BracketBusters, one of college basketball's premier in-season events. In addition, the Horizon League has national broadcast agreements with CSTV and The America Channel.

VALPO JOINS IN '07

On May 17, 2006, Valparaiso University accepted a membership invitation to join the Horizon League, marking the first membership change since Youngstown State joined in 2001. The Crusaders will compete in 17 of the League's 19 sports beginning with the 2007-08 academic year. Valpo's athletics history is highlighted by seven appearances in the NCAA Men's Basketball Championship from 1996-2004, including a dramatic trip to the Sweet Sixteen in 1998.



Robert Hester
Director of Communications

MCCAFFERTY TROPHY

The Horizon League annually awards the McCafferty Trophy in recognition of its all-sports champion in honor of its first commissioner, James J. McCafferty. Butler and UIC shared the McCafferty Trophy in 2006-07, marking the first tie for the award in League history. UIC also captured the Men's All-Sports Award, while Milwaukee claimed the women's. Seven of the League's nine schools won at least one team championship last year.



WRIGHT STATE

2006 07 League

Final Team Standings

Team	League Games			All Games			H	A	N	Last 10	Streak
	W	L	Pct.	W	L	Pct.					
Green Bay #	16	0	1.000	29	4	.879	17-1	10-2	2-1	9-1	Lost 1
UIC +	11	5	.688	19	13	.594	11-6	8-6	0-1	6-4	Lost 2
Butler	11	5	.688	16	15	.516	9-4	6-9	1-2	7-3	Lost 1
Milwaukee	10	6	.625	15	16	.484	8-5	6-11	1-0	5-5	Lost 1
Wright State	8	8	.500	10	18	.357	6-8	4-8	0-2	5-5	Lost 1
Youngstown State	5	11	.313	7	21	.250	5-8	2-12	0-1	3-7	Lost 6
Cleveland State	5	11	.313	8	22	.267	6-9	2-12	0-1	3-7	Lost 3
Loyola	5	11	.313	7	21	.250	2-10	5-9	0-2	3-7	Lost 3
Detroit	1	15	.063	5	26	.161	1-11	2-14	2-1	2-8	Lost 1

#Horizon League tournament champ and NCAA participant; + WNIT participant

Horizon League

First Round—Monday, Mar. 5
 Game 1: No. 9 UDM 75, No. 8 LUC 68

Second Round—Wednesday, Mar. 7
 Game 2: No. 1 UWGB 81, No. 9 UDM 58
 Game 3: No. 4 UWM 83, No. 5 WSU 79 (ot)
 Game 4: No. 3 BU 77, No. 6 YSU 60
 Game 5: No. 2 UIC 69, No. 7 CSU 50

Semifinals—Friday, Mar. 9
 Game 6: No. 3 BU 88, No. 2 UIC 83 (ot)
 Game 7: No. 1 UWGB 84, No. 4 UWM 79 (ot)

Championship—Sunday, Mar. 11
 Game 8: No. 1 UWGB 91, No. 3 BU 64

Individual Awards

All-Horizon League First-Team
 Natalie Berglin, Sr., G, Green Bay
 Jackie Closser, Sr., G, Butler
 Traci Edwards, So., C, Milwaukee
 LaShonda Grant, Sr., G, UIC
 Nicole Soulis, Sr., F, Green Bay

All-Horizon League Second-Team
 Lade Akande, So., C, Butler
 Marquise Hanser, Sr., G, Loyola
 Joyce Massey, Jr., G, Detroit
 Jenna Real, Sr., F, Loyola
 Brittny Whiteside, Sr., G, Wright State

All-Horizon League

Newcomer Team
 Heather Karner, Jr., G, Youngstown State
 Kailey Klein, Fr., G, Cleveland State
 Susan Lester, Fr., F, Butler
 Maggie McCloskey, Fr., G, Loyola
 Jessie Miller, Fr., G, UIC

All-Horizon League Defensive Team
 Dominique Butler, So., G, Cleveland State
 Kayla Groh, Jr., G, Green Bay
 Jackie Parker, Sr., G, UIC
 Nicole Soulis, Sr., F, Green Bay
 Brittny Whiteside, Sr., G, Wright State

Player of the Year

Nicole Soulis, Sr., F, UW-Green Bay

Newcomer of the Year
 Kailey Klein, Fr., G, Cleveland State

Coach of the Year
 Kevin Borseath, Green Bay

Horizon League All-Tournament Team
 Nicole Soulis, Sr., F, Green Bay—MVP
 Natalie Berglin, Sr., G, Green Bay
 Jackie Closser, Sr., G, Butler
 Traci Edwards, So., C, Milwaukee
 Amanda Popp, Sr., G, Green Bay

NCAA Tournament

Fresno Regional, Hartford, CT **First Round—Sunday, Mar. 18** No. 9 Green Bay 59, No. 8 New Mexico 52
Second Round—Tuesday, Mar. 20 No. 1 Connecticut 94, No. 9 Green Bay 70

2006 07 Statistics

SCORING

Name—Team	CL	GP	FGM	FGM	FTM	PTS	PTS/G
Traci Edwards—UWM	So.	30	218	4	175	615	20.5
Nicole Soulis—UWGB	Sr.	32	209	19	98	535	16.7
LaShonda Grant—UIC	Sr.	32	165	54	112	496	15.5
Joyce Massey—UDM	Jr.	31	163	41	96	463	14.9
Marquise Hanser—LUC	Sr.	28	154	53	51	412	14.7

REBOUNDING

Name—Team	CL	GP	REBOUNDS			REB/G
			OFF	DEF	TOTAL	
Traci Edwards—UWM	So.	30	100	182	282	9.4
Nicole Thomas—CSU	Sr.	30	68	145	213	7.1
Susan Lester—BU	Fr.	30	80	119	199	6.6
Jenna Real—LUC	Sr.	28	50	133	183	6.5
Joyce Massey—UDM	Jr.	31	63	139	202	6.5

FIELD GOAL PERCENTAGE (Minimum 3.0 field goals made per game.)

Name—Team	CL	GP	FGM	FGA	PCT
Jenna Real—LUC	Sr.	28	148	250	.592
Traci Edwards—UWM	So.	30	218	380	.574
Nicole Soulis—UWGB	Sr.	32	209	366	.571
Rachel Porath—UWGB	So.	32	105	196	.536
Whitney Lewis—WSU	Jr.	21	86	165	.521

ASSISTS

Name—Team	CL	GP	ASSISTS	ASSISTS/G
Natalie Berglin—UWGB	Sr.	32	145	4.53
Lauren Branson—YSU	Jr.	28	121	4.32
Maggie McCloskey—LUC	Fr.	28	115	4.11
Jackie Closser—BU	Sr.	31	116	3.74
Marquise Hanser—LUC	Sr.	28	95	3.39

FREE THROW PERCENTAGE (Minimum 2.0 free throws made per game.)

Name—Team	CL	GP	FTM	FTA	PCT
Kayla Groh—UWGB	Jr.	32	85	99	.859
Jackie Closser—BU	Sr.	31	104	122	.852
Whitney Lewis—WSU	Jr.	21	42	51	.824
Nicole Soulis—UWGB	Sr.	32	98	122	.803
Traci Edwards—UWM	So.	30	175	218	.803

STEALS

Name—Team	CL	GP	STEALS	STEALS/G
Dominique Butler—CSU	So.	26	48	1.85
Krystal Hugelier—UIC	Sr.	30	53	1.77
LaShonda Grant—UIC	Sr.	32	53	1.66
Lauren Bronson—YSU	Jr.	28	45	1.61
Danielle Duncan—WSU	Jr.	28	43	1.54

THREE-POINT FIELD GOAL PERCENTAGE (Minimum 1.0 made per game.)

Name—Team	CL	GP	FGM	FGA	PCT
Rachel Porath—UWGB	So.	32	46	103	.447
Aubrey Hampton—UWM	Sr.	30	56	128	.438
Whitney Lewis—WSU	Jr.	21	25	59	.424
Amanda Popp—UWGB	Sr.	32	47	116	.405
Maggie McCloskey—LUC	Fr.	28	73	181	.403

BLOCKED SHOTS

Name—Team	CL	GP	BLOCKS	BLOCKS/G
Nicole Soulis—UWGB	Sr.	32	51	1.59
Traci Edwards—UWM	So.	30	47	1.57
Nikita LaFleur—YSU	So.	26	29	1.12
Lade Akande—BU	So.	29	32	1.10
Mel Thornton—BU	Fr.	31	27	0.87



2007-08 Horizon League Composite Schedule

Friday, November 9
Detroit at Western Carolina
Green Bay at Drake
UIC at Central Michigan
Milwaukee at Chicago State
Valparaiso at Bowling Green
Wisconsin at Cleveland State
Wright State at Boston College

Saturday, November 10
Ohio at Butler
Robert Morris (IL) at Loyola

Sunday, November 11
Detroit at Auburn
Milwaukee at Illinois
Youngstown State at Buffalo

Monday, November 12
Ball State at Wright State
Loyola at Marquette
Valparaiso at Purdue

Tuesday, November 13
Butler at Bradley
Youngstown State at Niagara

Wednesday, November 14
Eastern Michigan at Detroit
Northwestern at UIC

Thursday, November 15
Green Bay at Illinois State

Friday, November 16
Valparaiso at Cincinnati

Saturday, November 17
Akron at Cleveland State
Butler at Purdue
Dayton at Loyola
Green Bay at Missouri State
UIC at Bradley
Wright State at Eastern Michigan

Sunday, November 18
Valparaiso at Xavier

Monday, November 19
Dayton at Milwaukee

Tuesday, November 20
Chicago State at Loyola
Cleveland State at Alaska Anchorage
Detroit at Buffalo
Eastern Illinois at UIC

Wednesday, November 21
Cleveland State vs. Bradley/Santa Clara
Wright State at Miami

Friday, November 23
Butler vs. Monmouth
Valparaiso vs. Eastern Kentucky
Youngstown State vs. Long Island/Albany/
Holy Cross

Saturday, November 24
Butler vs. Fordham/Miami (FL)
Valparaiso vs. Florida Gulf Coast/Central
Connecticut State
Wright State at Cal Poly
Youngstown State vs. Long Island/Albany/
Holy Cross

Sunday, November 25
Loyola at Northwestern
Northern Illinois at UIC
Wright State vs. North Dakota State

Monday, November 26
Ohio at Butler

Wednesday, November 28
Miami (FL) at Milwaukee
Northern Illinois at Green Bay

Thursday, November 29
UIC at DePaul
Loyola at Illinois State
Toledo at Youngstown State

Friday, November 30
Detroit at Northern Iowa

Saturday, December 1
Ball State at Valparaiso
Butler vs. Indiana State
Canisius at Wright State
Cleveland State at Miami
Loyola at Eastern Illinois
Marquette at Green Bay
Milwaukee at Central Connecticut State
Youngstown State at St. Francis (PA)

Sunday, December 2
Detroit at Iowa
UIC at Illinois

Monday, December 3
Oakland City at Butler

Tuesday, December 4
Milwaukee at Wisconsin

Wednesday, December 5
Bradley at Loyola
Central Michigan at Youngstown State
Cleveland State at IUPUI
Detroit at Toledo
Kansas State at Green Bay
Wright State at Wake Forest

Thursday, December 6
Evansville at Butler

Saturday, December 8
Albany at Detroit
UIC at Western Michigan
Loyola at DePaul
Miami at Youngstown State
Milwaukee at Central Michigan
North Texas at Valparaiso

Tuesday, December 11
Green Bay at Wisconsin
Wright State at Cincinnati

Wednesday, December 12
Valparaiso at Notre Dame

Thursday, December 13
Drake at Milwaukee

Saturday, December 15
Cleveland State at Buffalo
Northern Arizona at Green Bay
Youngstown State at Cincinnati

Sunday, December 16
South Dakota State at Valparaiso
Tennessee State at Butler
Wright State at Dayton

Monday, December 17
Cleveland State at Niagara

Tuesday, December 18
UIC vs. LSU
Toledo at Detroit

Wednesday, December 19
UIC vs. Southern Mississippi
Youngstown State at Ohio State

Thursday, December 20
Arizona at Green Bay
IPFW at Butler
Loyola vs. Memphis
North Dakota State at Milwaukee

Friday, December 21
Cleveland State at Colgate
Detroit at IPFW
Evansville at Wright State
Loyola vs. Florida Gulf Coast/Texas-Pan
American
Youngstown State at Akron

Saturday, December 22
North Dakota State at Green Bay
Saint Xavier at Valparaiso

Friday, December 28
Bucknell at UIC
Cardinal Stritch at Milwaukee

Saturday, December 29
American at Cleveland State
Butler at Ball State
Green Bay at Southern Illinois

Monday, December 31
La Salle at Milwaukee

Thursday, January 3
Green Bay at Detroit
UIC at Youngstown State
Loyola at Cleveland State
Milwaukee at Wright State

Saturday, January 5
Butler at Valparaiso
Green Bay at Wright State
UIC at Cleveland State
Loyola at Youngstown State
Milwaukee at Detroit

Wednesday, January 9
IPFW at Detroit

Thursday, January 10
Butler at Loyola
Cleveland State at Green Bay
Valparaiso at UIC
Youngstown State at Milwaukee

Saturday, January 12
Butler at UIC
Cleveland State at Milwaukee
Valparaiso at Loyola
Wright State at Detroit
Youngstown State at Green Bay

Thursday, January 17
Detroit at Cleveland State
Green Bay at Butler
Milwaukee at Valparaiso
Wright State at Youngstown State

Saturday, January 19
Detroit at Youngstown State
Green Bay at Valparaiso
Loyola at UIC
Milwaukee at Butler
Wright State at Cleveland State

Wednesday, January 23
UIC at Milwaukee
Loyola at Green Bay

Thursday, January 24
Butler at Detroit
Valparaiso at Wright State

Saturday, January 26
Butler at Wright State
UIC at Green Bay
Loyola at Milwaukee
Valparaiso at Detroit
Youngstown State at Cleveland State

Thursday, January 31
Cleveland State at Butler
Detroit at Loyola
Wright State at UIC
Youngstown State at Valparaiso

Saturday, February 2
Cleveland State at Valparaiso
Detroit at UIC
Green Bay at Milwaukee
Wright State at Loyola
Youngstown State at Butler

Thursday, February 7
Green Bay at Youngstown State
UIC at Butler
Loyola at Valparaiso
Milwaukee at Cleveland State

Saturday, February 9
Detroit at Wright State
Green Bay at Cleveland State
UIC at Valparaiso
Loyola at Butler
Milwaukee at Youngstown State

Thursday, February 14
Butler at Milwaukee
Cleveland State at Wright State
Valparaiso at Green Bay
Youngstown State at Detroit

Saturday, February 16
Butler at Green Bay
Cleveland State at Detroit
UIC at Loyola
Valparaiso at Milwaukee
Youngstown State at Wright State

Thursday, February 21
Detroit at Valparaiso
Green Bay at UIC
Milwaukee at Loyola
Wright State at Butler

Saturday, February 23
Cleveland State at Youngstown State
Detroit at Butler
Green Bay at Loyola
Milwaukee at UIC
Wright State at Valparaiso

Thursday, February 28
Butler at Youngstown State
UIC at Detroit
Loyola at Wright State
Valparaiso at Cleveland State

Saturday, March 1
Butler at Cleveland State
UIC at Wright State
Loyola at Detroit
Milwaukee at Green Bay
Valparaiso at Youngstown State

Thursday, March 6
Cleveland State at UIC
Detroit at Milwaukee
Wright State at Green Bay
Youngstown State at Loyola

Saturday, March 8
Cleveland State at Loyola
Detroit at Green Bay
Valparaiso at Butler
Wright State at Milwaukee
Youngstown State at UIC

Monday, March 10
HL Championship Opening Round
at Seventh & Eighth Seed

Wednesday, March 12
HL Championship Quarterfinals
at Top Four Seeds

Friday, March 14
HL Championship Semifinals at Highest
Remaining Seed

Sunday, March 16
HL Championship Game at Semifinal Site

2006 07 Results

Record	Overall	Home	Away	Neutral
All Games	(10-18)	(6-8)	(4-8)	(0-2)
Conference	(8-8)	(4-4)	(4-4)	(0-0)
Non-Conference	(2-10)	(2-4)	(0-4)	(0-2)

Date	Opponent	WSU	Opp.	High Scorer		High Rebounds	
Nov. 18	at Ball State	68	75	Lewis	19	Whiteside	6
Nov. 21	MIAMI	63	90	Crayton	16	Crayton	6
				Whiteside	16	Ward	6
Nov. 24	Indiana +	52	73	Lewis	11	Whiteside	7
						Hammock	7
Nov. 25	Nicholls State +	56	65	Lewis	21	Ward	6
						Lewis	6
Nov. 29	TOLEDO	59	62	Hammock	22	Hammock	13
Dec. 2	LONGWOOD	52	45	Hammock	14	Crayton	10
Dec. 5	at Canisius	46	66	Crayton	11	Duncan	6
Dec. 9	EASTERN MICHIGAN	59	76	Comisar	19	Crayton	6
Dec. 14	WAKE FOREST	49	55	Comisar	21	Comisar	5
Dec. 19	at Marshall	54	62	Whiteside	18	Crayton	9
Dec. 22	DAYTON	60	59	Whiteside	26	Whiteside	8
Dec. 28	at Youngstown State *	57	52	Whiteside	19	Whiteside	15
Dec. 30	at Cleveland State *	47	60	Whiteside	14	Duncan	9
Jan. 6	BUTLER *	76	71	Whiteside	17	Whiteside	9
Jan. 11	LOYOLA *	69	76	Lewis	21	Whiteside	6
Jan. 13	UIC *	46	68	Whiteside	18	Crayton	8
Jan. 20	at Detroit *	67	51	Whiteside	16	Crayton	9
Jan. 25	MILWAUKEE *	65	75	Hammock	17	Duncan	5
						Crayton	5
Jan. 27	GREEN BAY *	53	67	Crayton	15	Lewis	9
Feb. 3	at Butler *	56	68	Whiteside	24	Whiteside	10
Feb. 8	at UIC *	55	63	Comisar	13	Lewis	9
				Lewis	13		
Feb. 10	at Loyola *	66	60	Whiteside	18	Whiteside	7
Feb. 15	DETROIT *	65	54	Whiteside	20	Comisar	5
						Duncan	5
						Richardson	5
Feb. 22	at Green Bay *	42	73	Whiteside	9	Hammock	7
Feb. 24	at Milwaukee *	65	51	Whiteside	19	Richardson	6
Mar. 1	CLEVELAND STATE *	63	55	Comisar	12	Lewis	5
						Hammock	5
						Comisar	5
Mar. 3	YOUNGSTOWN STATE *	47	40	Whiteside	15	Whiteside	11
Mar. 7	at Milwaukee # (ot)	79	83	Lewis	29	Lewis	7

+ UM Thanksgiving Classic * Horizon League Games # Horizon League Tournament Bold caps indicates home games

2006 07 Overall Stats

Player	GP		MIN	AVG	TOTAL			3 POINTERS			FT			REBOUNDS			PF	FO	A	TO	BLK	ST	PTS	AVG	
	GS	FG			FGA	PCT	FG	FGA	PCT	FT	FTA	PCT	OFF	DEF	TOT	AVG									
14 Brittney Whiteside	24	21	761	31.7	112	290	.386	23	65	.354	79	114	.693	40	92	132	5.5	47	1	80	68	2	33	326	13.6
33 Tyanda Hammock	27	21	835	30.9	97	284	.342	40	135	.296	23	32	.719	37	92	129	4.8	46	1	67	74	14	34	257	9.5
21 Whitney Lewis	21	18	636	30.3	86	165	.521	25	59	.424	42	51	.824	49	54	103	4.9	45	0	36	36	18	29	239	11.4
34 Sierra Crayton	28	23	663	23.7	89	197	.452	0	1	.000	46	83	.554	62	69	131	4.7	94	5	18	84	5	18	224	8.0
11 Steph Comisar	25	19	698	27.9	69	184	.375	38	117	.325	33	47	.702	20	51	71	2.8	32	0	25	33	2	37	209	8.4
13 Danielle Duncan	28	28	704	25.1	45	96	.469	0	0	.000	41	72	.569	45	67	112	4.0	92	3	28	95	4	43	131	4.7
25 Erica Richardson	28	2	468	16.7	39	98	.398	0	0	.000	38	57	.667	31	43	74	2.6	70	2	19	61	9	15	116	4.1
10 Kanisha Ward	27	8	682	25.3	33	110	.300	18	72	.250	23	32	.719	11	61	72	2.7	45	1	67	90	0	40	107	4.0
20 Heather Parrish	24	0	178	7.4	10	29	.345	0	2	.000	7	9	.778	4	12	16	0.7	14	0	11	21	0	4	27	1.1
Team														45	51	96					21				
WSU	28		5625		580	1453	.399	144	451	.319	332	497	.668	344	592	936	33.4	485	13	351	583	54	253	1636	58.4
Opponents	28		5625		642	1501	.428	163	460	.354	348	481	.723	346	632	978	34.9	496	8	413	550	73	232	1795	64.1

Bold type indicates returning players.

2006 07 League Stats

Player	GP		MIN	AVG	TOTAL			3 POINTERS			FT			REBOUNDS			PF	FO	A	TO	BLK	ST	PTS	AVG	
	GS	FG			FGA	PCT	FG	FGA	PCT	FT	FTA	PCT	OFF	DEF	TOT	AVG									
14 Brittney Whiteside	16	15	521	32.6	78	206	.379	17	48	.354	59	85	.694	29	71	100	6.3	26	0	59	43	0	21	232	14.5
21 Whitney Lewis	15	12	448	29.9	50	103	.485	16	37	.432	30	39	.769	42	34	76	5.1	30	0	26	28	12	20	146	9.7
33 Tyanda Hammock	15	9	415	27.7	48	138	.348	23	66	.348	19	21	.905	14	48	62	4.1	26	1	30	35	7	13	138	9.2
11 Steph Comisar	16	14	474	29.6	45	120	.375	23	79	.291	24	36	.667	10	42	52	3.3	22	0	15	26	1	25	137	8.6
34 Sierra Crayton	16	14	342	21.4	44	109	.404	0	0	.000	21	35	.600	34	36	70	4.4	52	2	9	51	3	6	109	6.8
13 Danielle Duncan	16	16	387	24.2	26	55	.473	0	0	.000	19	34	.559	28	41	69	4.3	55	2	23	54	2	22	71	4.4
25 Erica Richardson	12	0	221	13.8	16	44	.364	0	0	.000	21	31	.677	15	21	36	2.3	30	1	4	31	3	6	53	3.3
10 Kanisha Ward	11	0	324	20.3	13	44	.295	7	29	.241	14	18	.778	7	28	35	2.2	28	1	33	40	0	23	47	2.9
20 Heather Parrish	14	0	68	5.2	2	6	.333	0	1	.000	2	3	.667	2	7	9	0.7	4	0	4	7	0	0	6	0.5
Team														30	27	57					10				
WSU	16		3200		322	825	.390	86	260	.331	209	302	.692	211	355	566	35.4	273	6	192	325	28	136	939	58.7
Opponents	16		3200		353	876	.403	89	289	.308	189	249	.759	205	356	561	35.1	287	4	218	306	44	133	984	61.5

Bold type indicates returning players.



WRIGHT STATE

2006 07 Wright State Box Scores

GAME 1 BALL STATE 75, WRIGHT STATE 68 November 18, 2006, Muncie, IN

Wright State (0-1)		Totals			Rebounds			Totals					
No. Name	FG-FGA	FG-FGA	FT-FTA	OF	DE	TOT	PF	TP	A	TO	BLK	S	MIN
13 Duncan	f	2-6	0-0	2-3	2	1	3	3	6	1	2	0	2 22
33 Hammock	f	6-12	3-6	0-0	1	3	4	2	15	3	3	0	1 38
21 Lewis	f	7-12	2-4	3-3	2	1	3	1	19	1	0	1	2 36
10 Ward	g	2-8	1-3	0-0	0	2	2	4	5	6	5	0	0 32
14 Whiteside	g	6-12	1-3	2-4	5	1	6	4	15	3	2	0	0 35
20 Parrish	g	0-1	0-0	0-0	0	1	1	1	0	0	1	0	0 5
25 Richardson	g	2-5	0-0	4-4	2	3	5	1	8	2	2	1	2 20
34 Crayton	g	0-2	0-0	0-0	0	1	1	5	0	0	3	0	0 12
Team					2	2	4						
Totals		25-58	7-16	11-14	14	15	29	21	68	16	18	2	7 200
Total FG	1st H: 13-28	46.4%	2nd H: 12-30	40.0%									Game: 43.1%
3pt. FG	1st H: 3-8	37.5%	2nd H: 4-8	50.0%									Game: 43.8%
FThrow	1st H: 7-9	77.8%	2nd H: 4-5	80.0%									Game: 78.6%
Deadball Rebounds: 1													

Ball State (2-0)		Totals			Rebounds			Totals					
No. Name	FG-FGA	FG-FGA	FT-FTA	OF	DE	TOT	PF	TP	A	TO	BLK	S	MIN
14 DeMuth	f	6-9	2-3	7-8	7	5	12	3	21	0	7	0	0 30
42 Rusche	f	2-4	0-0	2-2	1	4	5	3	6	1	1	1	0 17
3 Green	f	4-11	1-4	0-0	1	2	3	1	9	5	2	0	4 36
11 Corbin	g	4-6	0-0	2-2	1	1	2	2	10	3	3	0	1 35
33 McDonald	g	2-3	2-3	0-0	0	0	0	2	6	0	1	0	1 9
1 Bolte	g	2-6	2-4	0-0	1	1	2	0	6	2	0	0	1 19
12 Jarrett	g	2-5	2-4	2-2	0	3	3	2	8	4	3	0	1 22
32 Proctor	g	1-3	0-0	1-2	0	2	2	2	3	0	4	1	0 21
52 Bajorek	g	2-3	0-0	2-2	0	3	3	0	6	0	0	0	1 11
Team					1	1			1				
Totals		25-58	9-18	16-18	12	21	33	15	75	15	22	2	9 200
Total FG	1st H: 12-24	50.0%	2nd H: 13-26	50.0%									Game: 50.0%
3pt. FG	1st H: 3-9	33.3%	2nd H: 6-9	66.7%									Game: 50.0%
FThrow	1st H: 10-12	83.3%	2nd H: 6-6	100%									Game: 88.9%
Deadball Rebounds: 0													
Officials: Tim Carr, Erika Herriman and John Whitson • Attendance: 733													
Score by periods:	1st	2nd	Total										
Wright State	36	32	68										
Ball State	37	38	75										

GAME 2 MIAMI 90, WRIGHT STATE 63 November 21, 2006, Ervin J. Nutter Center

Miami (2-2)		Totals			Rebounds			Totals					
No. Name	FG-FGA	FG-FGA	FT-FTA	OF	DE	TOT	PF	TP	A	TO	BLK	S	MIN
33 Markwood	f	3-5	0-0	5-5	1	7	8	1	11	2	0	0	2 23
22 Pyle	c	6-9	0-0	4-4	2	2	4	1	16	1	2	0	0 26
1 Jackson	g	2-9	1-2	4-4	1	1	2	4	9	6	5	0	1 24
10 Schone	g	2-10	1-5	2-2	0	2	2	2	7	10	4	0	0 32
15 Hull	g	8-11	5-7	2-2	0	3	3	0	23	3	1	1	3 27
23 Reed	g	0-3	0-0	2-2	0	1	1	3	2	1	2	0	0 13
32 Leininger	g	2-7	0-0	2-6	1	8	9	0	6	2	0	0	2 21
40 Ford	g	5-7	0-0	2-2	1	2	3	1	12	0	1	3	0 22
41 Brown	g	0-1	0-0	0-0	0	0	0	1	0	0	0	0	0 7
42 Coner	g	1-1	0-0	2-2	3	0	3	2	4	0	0	0	0 5
Team					1	1	2						
Totals		29-63	7-14	25-29	10	27	37	15	90	25	15	4	8 200
Total FG	1st H: 12-33	36.4%	2nd H: 17-30	56.7%									Game: 46.0%
3pt. FG	1st H: 1-7	14.3%	2nd H: 6-7	85.7%									Game: 50.0%
FThrow	1st H: 9-10	90.0%	2nd H: 16-19	84.2%									Game: 86.2%
Deadball Rebounds: 0													

Wright State (0-2)		Totals			Rebounds			Totals					
No. Name	FG-FGA	FG-FGA	FT-FTA	OF	DE	TOT	PF	TP	A	TO	BLK	S	MIN
13 Duncan	f	0-2	0-0	1-2	2	2	4	1	1	1	4	1	0 29
21 Lewis	f	1-5	1-2	0-0	0	5	5	2	3	1	0	1	0 18
33 Hammock	f	3-16	1-6	0-0	4	1	5	2	7	5	6	0	0 30
10 Ward	g	2-3	1-2	2-2	0	6	6	2	7	0	3	0	0 23
14 Whiteside	g	4-9	1-2	7-8	1	2	3	4	16	5	4	0	3 30
11 Comisar	g	2-4	1-1	0-0	0	1	1	1	5	0	0	0	0 10
20 Parrish	g	1-2	0-0	0-0	0	0	0	1	2	0	1	0	1 9
25 Richardson	g	2-6	0-0	2-3	1	3	4	4	6	0	5	1	2 26
34 Crayton	g	7-11	0-0	2-3	2	4	6	3	16	0	1	0	2 25
Team					2	4	6						
Totals		22-58	5-13	14-18	12	28	40	20	63	12	25	3	8 200
Total FG	1st H: 10-29	34.5%	2nd H: 12-29	41.4%									Game: 37.9%
3pt. FG	1st H: 3-6	50.0%	2nd H: 2-7	28.6%									Game: 38.5%
FThrow	1st H: 5-6	83.3%	2nd H: 9-12	75.0%									Game: 77.8%
Deadball Rebounds: 1													
Officials: David Stewart, Angie Enlund and Carmela McMullen • Attendance: 147													
Score by periods:	1st	2nd	Total										
Miami	34	56	90										
Wright State	28	35	63										

GAME 3 INDIANA 73, WRIGHT STATE 52 November 24, 2006, Coral Gables, FL

Wright State (0-3)		Totals			Rebounds			Totals					
No. Name	FG-FGA	FG-FGA	FT-FTA	OF	DE	TOT	PF	TP	A	TO	BLK	S	MIN
13 Duncan	f	0-1	0-0	1-4	0	0	0	3	1	2	3	1	1 30
21 Lewis	f	4-11	3-6	0-0	2	2	4	1	11	1	2	3	1 32
34 Crayton	f	1-2	0-0	2-2	0	1	1	5	4	0	2	0	1 18
14 Whiteside	g	3-13	0-1	1-3	1	6	7	2	7	4	6	1	1 35
33 Hammock	g	4-10	0-5	0-0	2	5	7	0	8	4	5	1	4 37
11 Comisar	g	2-2	2-2	0-0	1	1	2	0	6	0	0	0	0 9
20 Parrish	g	4-7	0-0	0-0	0	0	0	0	8	1	2	0	1 17
25 Richardson	g	1-3	0-0	5-6	0	3	3	4	7	3	1	0	0 22
Team					2	3	5		2				
Totals		19-49	5-14	9-15	8	21	29	15	52	15	23	6	9 200
Total FG	1st H: 11-29	37.9%	2nd H: 8-20	40.0%									Game: 38.8%
3pt. FG	1st H: 2-9	22.2%	2nd H: 3-5	60.0%									Game: 60.0%
FThrow	1st H: 0-0	77.8%	2nd H: 9-15	60.0%									
Deadball Rebounds: 3													

Indiana (5-0)		Totals			Rebounds			Totals					
No. Name	FG-FGA	FG-FGA	FT-FTA	OF	DE	TOT	PF	TP	A	TO	BLK	S	MIN
11 Thomas	f	0-4	0-0	0-0	1	2	3	4	0	1	1	0	2 18
35 Roberson	f	1-2	1-1	1-2	2	3	5	1	4	6	3	1	2 22
44 C. Smith	f	3-8	0-1	0-0	1	2	3	4	6	0	4	0	2 22
4 N. Smith	g	7-11	5-6	0-0	0	4	4	1	19	2	2	0	1 30
31 Enterline	g	5-7	1-1	1-2	0	3	3	2	12	5	3	0	3 27
14 Billington	g	1-3	0-1	0-0	2	0	2	0	2	0	0	0	0 8
23 Braun	g	5-10	3-5	3-4	2	3	5	1	16	1	2	1	0 29
24 Carr	g	2-5	0-0	0-0	2	5	7	3	4	0	1	0	0 20
30 Smart	g	0-1	0-0	0-0	0	0	0	0	0	0	0	0	0 3
32 McKay	g	4-7	0-0	2-4	2	1	3	1	10	3	2	4	1 21
Team					2	2			2				
Totals		28-58	10-15	7-12	12	25	37	17	73	18	18	6	11 200
Total FG	1st H: 15-27	55.6%	2nd H: 13-31	41.9%									Game: 48.3%
3pt. FG	1st H: 6-8	75.0%	2nd H: 4-7	57.1%									Game: 66.7%
FThrow	1st H: 3-4	75.0%	2nd H: 4-8	50.0%									Game: 58.3%
Deadball Rebounds: 2													
Officials: Tony Lipa, Susan Chue and Colleen O'Connor • Attendance: 121													
Score by periods:	1st	2nd	Total										
Wright State	24	28	52										
Indiana	39	34	73										

GAME 4 NICHOLLS STATE 65, WRIGHT STATE 56 November 25, 2006, Coral Gables, FL

Wright State (0-4)		Totals			Rebounds			Totals					
No. Name	FG-FGA	FG-FGA	FT-FTA	OF	DE	TOT	PF	TP	A	TO	BLK	S	MIN
13 Duncan	f	3-3	0-0	0-2	3	1	4	4	6	0	3	0	1 19
21 Lewis	f	8-12	1-4	4-4	2	4	6	4	21	4	1	0	1 36
34 Crayton	f	6-12	0-0	1-1	2	3	5	3	13	1	2	1	2 32
14 Whiteside	g	1-3	0-1	0-0	0	1	1	1	2	1	2	0	0 16
33 Hammock	g	2-9	1-3	0-2	3	2	5	4	5	3	2	0	1 33
10 Ward	g	2-6	2-4	0-0	0	6	6	1	6	1	3	0	0 33
11 Comisar	g	0-0	0-0	0-0	0	0	0	0	1	0	0	0	0 3
20 Parrish	g												

2006 07 Wright State Box Scores



GAME 5

TOLEDO 62, WRIGHT STATE 59

November 29, 2006, Ervin J. Nutter Center

Toledo (2-4)

No. Name	f	Tot-FG FG-FGA	3-Pt. FG-FGA	FT-FTA	Rebounds			PF	TP	A	TO	BLK	S	MIN
					OF	DE	TOT							
24 Reindl	f	4-10	0-0	3-4	2	6	8	4	11	1	2	0	3	28
43 Werner	f	4-7	2-2	2-3	3	3	6	2	12	1	2	0	2	30
1 Stocks	g	3-7	1-2	0-0	0	1	1	2	7	4	4	0	0	32
10 Bishop	g	2-9	2-9	4-4	2	2	4	2	10	1	4	0	0	32
14 Clark	g	0-4	0-2	4-4	1	1	2	3	4	1	0	0	0	18
13 Zeller	g	4-9	4-9	0-0	1	0	1	0	12	2	2	0	0	30
25 Scotton	g	1-1	0-0	1-2	0	0	0	1	3	2	3	0	0	12
31 McNulty	g	0-0	0-0	0-0	0	0	0	0	0	0	0	0	0	1
34 Terry	g	0-0	0-0	0-0	0	1	1	0	0	0	1	0	0	7
44 Johnson	g	1-2	0-0	1-2	1	2	3	0	3	1	0	0	1	10
Team					2	3	5							
Totals		19-49	9-24	15-19	12	19	31	14	62	13	18	0	6	200
Total FG	1st H: 9-25	36.0%	2nd H: 10-24	41.7%					Game: 38.8%					
3pt. FG	1st H: 5-12	41.7%	2nd H: 4-12	33.3%					Game: 37.5%					
FThrow	1st H: 4-6	66.7%	2nd H: 11-13	84.6%					Game: 78.9%					
Deadball Rebounds: 0														

Wright State (0-5)

No. Name	f	Tot-FG FG-FGA	3-Pt. FG-FGA	FT-FTA	Rebounds			PF	TP	A	TO	BLK	S	MIN
					OF	DE	TOT							
13 Duncan	f	1-2	0-0	4-5	2	5	7	3	6	1	3	0	0	23
21 Lewis	f	5-5	0-0	0-0	0	2	2	3	10	2	1	0	0	27
34 Crayton	f	4-7	0-1	0-3	1	4	5	2	8	3	5	0	1	32
10 Ward	g	1-6	1-5	0-0	0	0	0	2	3	4	4	0	2	40
33 Hammock	g	9-18	3-11	1-2	4	9	13	1	22	5	4	0	5	40
20 Parrish	g	0-5	0-1	0-0	0	0	0	0	0	2	0	0	0	10
25 Richardson	g	5-7	0-0	0-0	3	1	4	4	10	0	4	2	0	28
Team										1				
Totals		25-50	4-18	5-10	10	21	31	15	59	17	22	2	8	200
Total FG	1st H: 11-24	45.8%	2nd H: 14-26	53.8%					Game: 50.0%					
3pt. FG	1st H: 2-11	18.2%	2nd H: 2-7	28.6%					Game: 37.5%					
FThrow	1st H: 2-3	66.7%	2nd H: 3-7	42.9%					Game: 50.0%					
Deadball Rebounds: 1														
Officials: Kelly Dennis, Bob Entlerline and Zachary Klein • Attendance: 128														
Score by periods:	1st	2nd	Total											
Toledo	27	35	62											
Wright State	26	33	59											

GAME 6

WRIGHT STATE 52, LONGWOOD 45

December 2, 2006, Ervin J. Nutter Center

Longwood (4-5)

No. Name	f	Tot-FG FG-FGA	3-Pt. FG-FGA	FT-FTA	Rebounds			PF	TP	A	TO	BLK	S	MIN
					OF	DE	TOT							
20 Blevins	f	2-2	0-0	0-0	2	0	2	0	4	1	1	0	0	12
30 Steg	f	3-10	0-0	0-2	4	3	7	1	6	1	3	0	1	33
3 Small	g	4-6	0-0	0-0	0	3	3	5	8	1	7	1	4	25
12 Fernandez	g	0-3	0-0	0-0	1	4	5	3	0	7	4	0	0	37
23 Freese	g	2-8	2-7	0-0	0	0	0	2	6	1	6	0	0	37
00 Williams	g	1-1	0-0	0-0	0	2	2	0	2	0	0	0	0	5
4 Sims	g	2-6	0-0	2-2	3	0	3	5	6	0	0	0	0	19
15 Smith	g	2-2	0-0	1-2	0	1	1	1	5	0	0	0	0	3
21 Hollman	g	2-7	2-5	2-2	0	4	4	3	8	1	6	0	0	34
24 Dyer	g	0-1	0-1	0-0	0	0	0	0	0	0	0	0	0	1
Team					1	3	4							
Totals		18-46	4-13	5-8	11	20	31	20	45	12	27	1	8	200
Total FG	1st H: 8-18	44.4%	2nd H: 10-28	35.7%					Game: 39.1%					
3pt. FG	1st H: 2-5	40.0%	2nd H: 2-8	25.0%					Game: 30.8%					
FThrow	1st H: 2-2	100%	2nd H: 3-6	50.0%					Game: 62.5%					
Deadball Rebounds: 2														

Wright State (1-5)

No. Name	f	Tot-FG FG-FGA	3-Pt. FG-FGA	FT-FTA	Rebounds			PF	TP	A	TO	BLK	S	MIN
					OF	DE	TOT							
13 Duncan	f	4-6	0-0	1-2	0	4	4	1	9	0	2	0	2	33
25 Richardson	f	2-4	0-0	0-0	1	1	2	5	4	2	2	0	2	25
34 Crayton	f	5-8	0-0	0-4	4	6	10	3	10	0	9	0	1	36
10 Ward	g	2-7	1-5	1-3	1	1	2	1	6	4	5	0	2	40
33 Hammock	g	6-15	1-4	1-5	1	2	3	0	14	4	3	0	3	40
20 Parrish	g	2-2	0-0	5-6	0	2	2	2	9	2	2	0	2	26
Team									2					
Totals		21-42	2-9	8-20	7	18	25	12	52	12	23	0	12	200
Total FG	1st H: 11-21	52.4%	2nd H: 10-21	47.6%					Game: 50.0%					
3pt. FG	1st H: 1-5	20.0%	2nd H: 1-4	25.0%					Game: 22.2%					
FThrow	1st H: 2-3	66.7%	2nd H: 6-17	35.3%					Game: 40.0%					
Deadball Rebounds: 6														
Officials: John Whitson, Thurman Leggs and Shannon Feck • Attendance: 162														
Score by periods:	1st	2nd	Total											
Longwood	20	25	45											
Wright State	25	27	52											

GAME 7

CANISIUS 66, WRIGHT STATE 46

December 5, 2006, Buffalo, NY

Wright State (1-6)

No. Name	f	Tot-FG FG-FGA	3-Pt. FG-FGA	FT-FTA	Rebounds			PF	TP	A	TO	BLK	S	MIN
					OF	DE	TOT							
13 Duncan	f	2-3	0-0	5-6	1	5	6	3	9	4	5	0	4	28
25 Richardson	f	3-8	0-0	2-4	2	0	2	4	8	0	0	0	0	23
34 Crayton	f	5-12	0-0	1-3	4	0	4	3	11	0	2	0	1	32
10 Ward	g	3-5	2-4	2-2	0	4	4	2	10	2	8	0	2	39
33 Hammock	g	2-12	0-5	0-0	1	4	5	1	4	3	3	0	1	40
11 Comisar	g	1-7	0-1	0-0	1	0	1	0	2	2	3	1	2	27
20 Parrish	g	1-2	0-0	0-0	1	1	2	3	2	0	1	0	0	11
Team					1	2	3							
Totals		17-49	2-10	10-15	11	16	27	16	46	11	27	4	10	200
Total FG	1st H: 7-24	29.2%	2nd H: 10-25	40.0%					Game: 34.7%					
3pt. FG	1st H: 0-5	0.0%	2nd H: 2-5	40.0%					Game: 20.0%					
FThrow	1st H: 3-4	75.0%	2nd H: 7-11	63.6%					Game: 66.7%					
Deadball Rebounds: 4														

Canisius (6-1)

No. Name	f	Tot-FG FG-FGA	3-Pt. FG-FGA	FT-FTA	Rebounds			PF	TP	A	TO	BLK	S	MIN
					OF	DE	TOT							
11 Radunske	f	1-7	0-0	4-4	2	5	7	2	6	2	1	0	1	22
44 Lyte	f	7-11	0-0	1-2	2	1	3	5	15	0	3	1	1	18
12 Cavo	g	4-8	3-7	1-2	0	2	2	0	12	3	0	0	0	23
22 Witt	g	3-3	0-0	2-2	1	1	2	1	8	0	1	0	1	19
23 Lamparski	g	2-3	2-3	0-0	0	1	1	1	6	3	3	0	2	23
1 Russell	g	2-5	1-2	0-1	0	4	4	1	5	3	7	0	3	27
13 Lucas	g	2-3	1-1	0-0	1	1	2	1	5	2	4	0	2	21
15 Thorner	g	0-0	0-0	0-0	1	1	2	0	0	1	1	0	1	6
31 Williams	g	1-3	0-0	1-4	0	3	3	4	3	1	0	0	0	10
32 Mullins	g	1-2	0-0	0-0	0	0	0	2	2	0	2	0	0	9
53 Granzow	g	2-4	0-0	0-0	3	2	5	2	4	2	3	2	3	22
Team					2	1	3							
Totals		25-49	7-13	9-15	12	22	34	19	66	17	25	3	14	200
Total FG	1st H: 11-25	44.0%	2nd H: 14-24	58.3%					Game: 51.0%					
3pt. FG	1st H: 4-7	57.1%	2nd H: 3-6	50.0%					Game: 53.8%					
FThrow	1st H: 8-12	66.7%	2nd H: 1-3	33.3%					Game: 60.0%					
Deadball Rebounds: 2														
Officials: Robb DiGiacomo, Tim Fuller and Jerome Davis • Attendance: 329														
Score by periods:	1st	2nd	Total											
Wright State	17	29	46											
Canisius	34	32	66											

GAME 8

EASTERN MICHIGAN 76, WRIGHT STATE 59

December 9, 2006, Ervin J. Nutter Center

Eastern Michigan (4-3)

No. Name	f	Tot-FG FG-FGA	3-Pt. FG-FGA	FT-FTA	Rebounds			PF	TP	A	TO	BLK	S	MIN
					OF	DE	TOT							

WRIGHT STATE

2006 07 Wright State Box

GAME 9

WAKE FOREST 55, WRIGHT STATE 49
December 14, 2006, Ervin J. Nutter Center

Wake Forest (7-2)

No. Name	f	Tot-FG			Rebounds			PF	TP	A	TO	BLK	S	MIN
		FG-FGA	3-Pt	FT-FTA	OF	DE	TOT							
22 Brown	f	0-3	0-0	0-0	2	2	4	0	0	1	1	0	0	18
33 Groves	f	4-7	0-0	5-7	1	13	14	1	13	1	3	0	0	38
44 Valentine	c	1-3	0-0	0-0	1	2	3	3	2	0	2	1	0	25
2 Tchanguoe	g	7-14	0-1	1-2	5	5	10	3	15	3	7	0	3	40
11 Lavender	g	6-12	2-4	4-6	0	2	2	3	18	2	8	0	1	29
5 Morris	f	1-2	0-1	0-0	2	0	2	3	2	0	3	0	4	21
10 Roulhac	f	0-1	0-0	2-2	0	1	1	3	2	3	5	0	2	15
13 Cain	f	0-1	0-0	1-2	1	0	1	2	1	0	1	0	0	10
34 Washington	f	1-2	0-0	0-0	0	0	0	1	2	0	0	0	0	4
Team					2	1	3							
Totals		20-45	2-6	13-19	14	26	40	19	55	10	30	1	10	200
Total FG	1st H: 11-24	45.8%	2nd H: 9-21	42.9%						Game: 44.4%				
3pt. FG	1st H: 1-3	33.3%	2nd H: 1-3	33.3%						Game: 33.3%				
FThrow	1st H: 1-1	100%	2nd H: 12-18	66.7%						Game: 68.4%				
Deadball Rebounds:	4													

Wright State (1-8)

No. Name	f	Tot-FG			Rebounds			PF	TP	A	TO	BLK	S	MIN
		FG-FGA	3-Pt	FT-FTA	OF	DE	TOT							
13 Duncan	f	1-3	0-0	2-2	2	0	2	4	4	2	3	0	4	30
33 Hammond	f	2-7	2-6	0-0	1	3	4	1	6	2	3	0	3	31
34 Crayton	f	4-8	0-0	5-7	2	0	2	4	13	1	5	0	0	30
10 Ward	g	1-5	1-3	0-1	0	3	3	0	3	2	3	0	2	27
11 Comisar	g	7-16	5-11	2-3	3	2	5	3	21	1	2	0	3	35
14 Whiteside	g	1-10	0-2	0-0	0	3	3	1	2	4	3	0	4	33
20 Parrish	g	0-0	0-0	0-0	0	0	0	0	0	0	1	0	0	1
25 Richardson	g	0-0	0-0	0-0	2	2	4	3	0	0	3	0	0	13
Team									1					
Totals		16-49	8-22	9-13	10	13	23	16	49	12	24	0	16	200
Total FG	1st H: 7-27	25.9%	2nd H: 9-22	40.9%						Game: 32.7%				
3pt. FG	1st H: 3-12	25.0%	2nd H: 5-10	50.0%						Game: 36.4%				
FThrow	1st H: 4-5	80.0%	2nd H: 5-8	62.5%						Game: 69.2%				
Deadball Rebounds:	1													
Officials:	Beverly Roberts, Tina Napier and David Stewart													Attendance: 283
Score by periods:	1st	2nd	Total											
Wake Forest	24	31	55											
Wright State	21	28	49											

GAME 10

MARSHALL 62, WRIGHT STATE 54
December 19, 2006, Huntington, WV

Wright State (1-9)

No. Name	f	Tot-FG			Rebounds			PF	TP	A	TO	BLK	S	MIN
		FG-FGA	3-Pt	FT-FTA	OF	DE	TOT							
13 Duncan	f	0-2	0-0	1-2	2	1	3	5	1	1	3	0	1	16
33 Hammond	f	6-18	3-10	0-0	2	5	7	2	15	0	0	1	1	35
34 Crayton	f	2-8	0-0	3-7	4	5	9	4	7	1	0	1	2	31
10 Ward	g	2-6	0-2	0-0	1	1	2	2	4	8	7	0	4	31
11 Comisar	g	2-10	1-7	0-0	0	0	0	1	5	2	1	0	5	37
14 Whiteside	g	6-13	3-5	3-5	0	3	3	3	18	0	2	0	1	33
20 Parrish	g	0-1	0-0	0-0	0	0	0	0	0	0	0	0	0	3
25 Richardson	g	2-4	0-0	0-0	1	1	2	3	4	0	0	0	0	14
Team					2	3	5							
Totals		20-62	7-24	7-14	12	19	31	20	54	12	15	2	14	200
Total FG	1st H: 9-30	30.0%	2nd H: 11-32	34.4%						Game: 32.3%				
3pt. FG	1st H: 4-9	44.4%	2nd H: 3-15	20.0%						Game: 29.2%				
FThrow	1st H: 3-5	60.0%	2nd H: 4-9	44.4%						Game: 50.0%				
Deadball Rebounds:	3													

Marshall (7-4)

No. Name	f	Tot-FG			Rebounds			PF	TP	A	TO	BLK	S	MIN
		FG-FGA	3-Pt	FT-FTA	OF	DE	TOT							
2 Curry	f	0-2	0-0	1-2	2	4	6	1	5	4	3	0	2	28
10 King	f	0-2	0-0	2-3	0	2	2	3	2	1	2	0	0	25
45 Ishola	c	13-14	0-0	4-6	3	14	17	3	30	0	0	5	1	32
1 Withrow	g	1-4	0-0	2-5	0	1	1	1	4	7	7	0	0	29
32 Hammond	g	3-4	0-0	0-0	0	1	1	2	6	0	0	0	0	15
4 Chacon	f	1-1	0-0	1-2	0	1	1	0	3	4	3	0	1	11
20 Hudson	g	0-0	0-0	1-2	0	1	1	1	1	0	1	0	0	12
22 Handy	g	0-1	0-0	0-0	0	0	0	0	0	0	0	0	0	2
24 Samis	g	5-12	0-0	1-2	1	3	4	2	11	0	4	0	2	22
33 Justice	g	0-0	0-0	0-0	0	5	5	1	0	3	1	0	0	23
40 James	g	0-0	0-0	0-0	0	0	0	0	0	0	1	0	0	1
Team									2					
Totals		25-45	0-0	12-22	6	34	40	14	62	19	22	5	6	200
Total FG	1st H: 11-19	57.9%	2nd H: 14-26	53.8%						Game: 55.6%				
3pt. FG	1st H: 0-0	0.0%	2nd H: 0-0	0.0%						Game: 0.0%				
FThrow	1st H: 9-14	64.3%	2nd H: 3-8	37.5%						Game: 54.5%				
Deadball Rebounds:	4													
Officials:	Tina Napier, Bruce Morris and Don Green													Attendance: 643
Score by periods:	1st	2nd	Total											
Wright State	25	29	54											
Marshall	31	31	62											

GAME 11

WRIGHT STATE 60, DAYTON 59
December 22, 2006, Ervin J. Nutter Center

Dayton (4-8)

No. Name	f	Tot-FG			Rebounds			PF	TP	A	TO	BLK	S	MIN
		FG-FGA	3-Pt	FT-FTA	OF	DE	TOT							
34 Strong	f	5-11	2-5	7-11	3	1	4	3	19	0	1	0	1	35
42 Oakland	f	8-16	0-0	0-2	3	5	8	4	16	2	3	1	0	30
14 Holterman	g	5-10	0-0	0-0	4	4	8	0	10	2	1	0	1	34
15 Armstrong	g	0-3	0-2	0-0	0	0	0	3	0	0	1	0	1	13
23 Guin	g	1-1	0-0	1-2	0	2	2	1	3	3	3	0	0	22
2 Ross	g	0-0	0-0	1-4	1	2	3	1	1	0	2	0	0	6
4 Lund	g	2-7	2-4	0-0	0	3	3	3	6	3	2	0	1	28
5 Keil	g	0-0	0-0	0-0	0	1	1	1	0	0	2	1	0	6
20 Cloxton	g	1-3	0-2	0-0	0	0	0	1	2	5	4	0	3	18
25 Rosche	g	1-1	0-0	0-0	0	0	0	3	2	0	0	0	0	4
40 Peterink	g	0-0	0-0	0-0	0	1	1	0	0	0	2	0	0	4
Team					1	3	4							
Totals		23-52	4-13	9-19	12	22	34	20	59	17	21	2	7	200
Total FG	1st H: 12-27	44.4%	2nd H: 11-25	44.0%						Game: 44.2%				
3pt. FG	1st H: 2-8	25.0%	2nd H: 2-5	40.0%						Game: 30.8%				
FThrow	1st H: 2-2	100%	2nd H: 7-17	41.2%						Game: 47.4%				
Deadball Rebounds:	5													

Wright State (2-9)

No. Name	f	Tot-FG			Rebounds			PF	TP	A	TO	BLK	S	MIN
		FG-FGA	3-Pt	FT-FTA	OF	DE	TOT							
13 Duncan	f	0-1	0-0	1-4	2	2	4	4	1	1	8	0	5	27
33 Hammond	f	3-10	1-4	0-0	1	4	5	1	7	2	4	1	0	32
34 Crayton	f	4-8	0-0	5-7	3	4	7	3	13	1	3	0	1	33
11 Comisar	g	2-6	1-3	2-2	2	0	2	1	7	2	0	0	1	26
14 Whiteside	g	10-19	0-2	6-8	3	5	8	1	26	1	2	1	2	36
10 Ward	g	1-5	0-3	0-0	1	4	5	0	2	1	2	0	1	23
20 Parrish	g	0-0	0-0	0-0	0	1	1	0	1	1	1	0	0	7
25 Richardson	g	1-2	0-0	2-2	1	2	3	4	4	2	1	0	0	16
Team									2					
Totals		21-51	2-12	16-23	13	22	35	15	60	11	23	2	10	200
Total FG	1st H: 11-26	42.3%	2nd H: 10-25	40.0%						Game: 41.2%				
3pt. FG	1st H: 1-6	16.7%	2nd H: 1-6	16.7%						Game: 16.7%				
FThrow	1st H: 5-5	100%	2nd H: 11-18	61.1%						Game: 69.6%				
Deadball Rebounds:	2													
Officials:	Beverly Roberts, Laura Morris and David Stewart													Attendance: 1069
Score by periods:	1st	2nd	Total											
Dayton	28	31	59											
Wright State	28	32	60											

GAME 12

WRIGHT STATE 57, YOUNGSTOWN STATE 52
December 28, 2006, Youngstown, OH

2006 07 Wright State Box Scores



GAME 13 CLEVELAND STATE 60, WRIGHT STATE 47 December 30, 2006, Cleveland, OH

Wright State (3-10, 1-1 Horizon)														
No. Name		Tot-FG	3-Pt.	FT-FTA	Rebounds			PF	TP	A	TO	BLK	S	MIN
		FG-FGA	FG-FGA		OF	DE	TOT							
13 Duncan	f	2-5	0-0	0-2	5	4	9	4	4	1	4	0	3	30
33 Hammock	f	3-9	1-6	3-3	2	4	6	2	10	4	3	0	1	31
34 Crayton	f	2-6	0-0	3-4	1	6	7	4	7	3	4	1	0	32
11 Comisar	g	3-8	1-6	0-1	0	0	0	1	7	2	3	0	4	33
14 Whiteside	g	5-19	4-8	0-0	2	4	6	3	14	4	1	0	3	39
10 Ward	g	0-0	0-0	0-0	0	0	0	2	0	2	1	0	0	12
20 Parrish	g	1-1	0-0	0-0	0	0	0	2	0	1	0	0	0	4
25 Richardson	g	1-5	0-0	1-2	1	0	1	4	3	0	2	0	0	19
Team					3	2	5							
Totals		19-60	6-17	13-18	17	25	42	20	57	12	13	3	9	200
Total FG	1st H: 9-25	36.0%	2nd H: 8-28	28.6%										Game: 32.1%
3pt. FG	1st H: 3-8	37.5%	2nd H: 3-12	25.0%										Game: 30.0%
FTthrow	1st H: 3-4	75.0%	2nd H: 4-8	50.0%										Game: 58.3%
Deadball Rebounds:	2													

Cleveland State (4-11, 1-1 Horizon)														
No. Name		Tot-FG	3-Pt.	FT-FTA	Rebounds			PF	TP	A	TO	BLK	S	MIN
		FG-FGA	FG-FGA		OF	DE	TOT							
32 Thomas	f	1-5	0-0	2-3	3	5	8	3	4	1	1	0	3	34
40 Youdath	f	1-4	0-0	4-4	1	4	5	4	6	1	3	7	1	26
3 Klein	g	6-13	0-1	6-8	5	2	7	0	18	3	2	0	1	28
22 Korth	g	4-10	3-7	0-0	1	4	5	0	11	2	3	1	1	36
50 J. Roque	g	2-4	0-1	0-0	0	1	1	1	4	1	2	0	0	17
4 A. Roque	g	0-3	0-2	2-2	0	0	0	0	2	2	1	0	0	8
21 Miller	g	1-1	0-0	0-0	0	1	1	0	2	0	1	0	0	3
23 Wilson	g	0-3	0-0	0-0	1	1	2	2	0	0	1	0	1	9
44 Butler	g	4-10	0-0	5-7	2	6	8	3	13	2	2	0	3	27
52 Hoying	g	0-0	0-0	0-0	1	1	2	3	0	0	0	0	0	12
Team					2	2								
Totals		19-53	3-11	19-24	16	25	41	16	60	12	16	8	10	200
Total FG	1st H: 6-23	26.1%	2nd H: 13-30	43.3%										Game: 35.8%
3pt. FG	1st H: 1-5	20.0%	2nd H: 2-6	33.3%										Game: 27.3%
FTthrow	1st H: 5-10	50.0%	2nd H: 14-14	100%										Game: 79.2%
Deadball Rebounds:	2													

Officials: Dennis Mayer, Lori Francescon and Tony Capasso • Attendance: 247
 Score by periods: 1st 2nd Total
 Wright State 24 23 47
 Cleveland State 18 42 60

GAME 14 WRIGHT STATE 76, BUTLER 71 January 6, 2007, Ervin J. Nutter Center

Butler (5-9, 2-1 Horizon)														
No. Name		Tot-FG	3-Pt.	FT-FTA	Rebounds			PF	TP	A	TO	BLK	S	MIN
		FG-FGA	FG-FGA		OF	DE	TOT							
20 Freeman	f	4-6	1-3	2-2	2	3	5	4	11	2	1	0	0	26
55 Akande	c	5-6	0-0	0-0	4	2	6	3	10	2	5	0	2	23
10 Closser	g	4-10	1-5	4-4	0	2	2	1	13	2	8	0	0	35
15 Miller	g	1-9	0-6	4-4	0	4	4	4	6	4	3	0	1	34
23 Hamilton	g	2-9	1-6	4-7	1	2	3	2	9	1	2	0	0	29
4 Jones	g	0-0	0-0	0-0	0	0	0	0	0	0	1	0	0	1
21 Brown	g	2-4	0-1	2-2	0	1	1	2	6	2	1	0	0	23
30 Lester	g	5-7	2-3	3-4	2	3	5	2	15	0	0	0	2	20
42 Thornton	g	0-2	0-0	1-2	1	1	2	3	1	0	1	0	0	9
Team					1	1								
Totals		23-53	5-24	20-25	11	18	29	21	71	13	22	0	5	200
Total FG	1st H: 8-20	40.0%	2nd H: 15-33	45.5%										Game: 43.4%
3pt. FG	1st H: 1-9	11.1%	2nd H: 4-15	26.7%										Game: 20.8%
FTthrow	1st H: 8-12	66.7%	2nd H: 12-13	92.3%										Game: 80.0%
Deadball Rebounds:	1													

Wright State (4-10, 2-1 Horizon)														
No. Name		Tot-FG	3-Pt.	FT-FTA	Rebounds			PF	TP	A	TO	BLK	S	MIN
		FG-FGA	FG-FGA		OF	DE	TOT							
13 Duncan	f	3-5	0-0	1-2	2	3	5	1	7	1	1	0	4	29
33 Hammock	f	5-11	3-5	2-2	1	4	5	3	15	3	3	1	0	31
34 Crayton	f	5-7	0-0	1-1	1	1	2	5	11	0	3	0	0	22
11 Comisar	g	3-6	2-4	1-2	1	3	4	2	9	1	1	0	1	26
14 Whiteside	g	6-17	1-6	4-4	2	7	9	2	17	5	6	0	0	37
10 Ward	g	1-3	1-3	2-4	1	1	2	4	5	3	1	0	0	17
20 Parrish	g	1-2	0-0	0-0	0	1	1	1	2	1	0	0	0	11
21 Lewis	g	3-4	0-0	3-4	6	0	6	3	9	2	2	0	2	20
25 Richardson	g	0-1	0-0	1-3	1	0	1	3	1	0	4	0	0	7
Team					1	3	4							
Totals		27-56	7-18	15-22	16	23	39	24	76	16	22	1	7	200
Total FG	1st H: 12-27	44.4%	2nd H: 15-29	51.7%										Game: 48.2%
3pt. FG	1st H: 3-7	42.9%	2nd H: 4-11	36.4%										Game: 38.9%
FTthrow	1st H: 3-5	60.0%	2nd H: 12-17	70.6%										Game: 68.2%
Deadball Rebounds:	2													

Officials: Roy Gulbeyan, Don Green and Linda Johnson • Attendance: 1277
 Score by periods: 1st 2nd Total
 Butler 25 46 71
 Wright State 30 46 76

GAME 15 LOYOLA 76, WRIGHT STATE 69 January 11, 2007, Ervin J. Nutter Center

Loyola (3-12, 2-3 Horizon)														
No. Name		Tot-FG	3-Pt.	FT-FTA	Rebounds			PF	TP	A	TO	BLK	S	MIN
		FG-FGA	FG-FGA		OF	DE	TOT							
00 VanBogaert	f	3-5	0-0	2-2	0	2	2	1	8	1	1	1	2	22
45 Real	f	6-7	0-0	0-1	3	12	15	4	12	5	6	1	2	36
10 Hanser	g	7-15	3-6	0-0	0	3	3	2	17	8	4	0	2	38
12 McCloskey	g	8-10	6-8	0-0	0	0	0	2	22	4	3	0	0	32
31 Juergens	g	1-5	0-0	2-2	2	0	2	3	4	2	1	0	0	19
11 Finnegan	g	1-2	0-0	0-0	0	1	1	0	2	0	2	0	0	9
32 Hylton	g	1-3	0-0	0-0	1	0	1	0	2	1	0	0	0	14
42 Lucas	g	2-3	1-2	0-0	0	1	1	1	5	0	1	0	0	16
55 Ponder	g	2-4	0-0	0-0	1	3	4	4	4	0	2	0	0	14
Team					1	3	4							
Totals		31-54	10-16	4-5	8	25	33	17	76	21	22	2	6	200
Total FG	1st H: 17-30	56.7%	2nd H: 14-24	58.3%										Game: 57.4%
3pt. FG	1st H: 4-7	57.1%	2nd H: 6-9	66.7%										Game: 62.5%
FTthrow	1st H: 0-0	0.0%	2nd H: 4-5	80.0%										Game: 80.0%
Deadball Rebounds:	0													

Wright State (4-11, 2-2 Horizon)														
No. Name		Tot-FG	3-Pt.	FT-FTA	Rebounds			PF	TP	A	TO	BLK	S	MIN
		FG-FGA	FG-FGA		OF	DE	TOT							
13 Duncan	f	4-6	0-0	0-1	2	2	4	5	8	1	5	0	1	29
33 Hammock	f	2-7	1-3	0-0	0	1	1	0	5	0	1	0	0	16
34 Crayton	f	4-8	0-0	3-4	3	2	5	3	11	2	4	0	1	29
11 Comisar	g	4-7	1-4	1-2	0	0	0	0	10	1	0	0	0	31
14 Whiteside	g	4-14	1-3	3-3	2	4	6	1	12	7	3	0	2	30
10 Ward	g	0-2	0-1	0-0	0	1	1	0	0	4	2	0	0	17
20 Parrish	g	0-0	0-0	0-0	0	0	0	0	0	0	1	0	0	2
21 Lewis	g	7-11	4-7	3-3	0	4	4	0	21	3	0	1	0	29
25 Richardson	g	1-2	0-0	0-0	0	2	2	0	2	0	0	0	0	17
Team					1	1								
Totals		26-57	7-18	10-13	8	16	24	9	69	18	16	1	4	200
Total FG	1st H: 13-31	41.9%	2nd H: 13-26	50.0%										Game: 45.6%
3pt. FG	1st H: 3-10	30.0%	2nd H: 4-8	50.0%										Game: 38.9%
FTthrow	1st H: 2-2	100%	2nd H: 8-11	72.7%										Game: 76.9%
Deadball Rebounds:	1													

Officials: Don Green, Lori Francescon and Evalyn Hammonds • Attendance: 249
 Score by periods: 1st 2nd Total
 Loyola 38 38 76
 Wright State 31 38 69

GAME 16 UIC 68, WRIGHT STATE 46 January 13, 2007, Ervin J. Nutter Center

UIC (9-9, 3-3 Horizon)														
No. Name		Tot-FG	3-Pt.	FT-FTA	Rebounds			PF	TP	A	TO	BLK	S	MIN
		FG-FGA	FG-FGA		OF	DE	TOT							
55 Holmes	f	2-4												

WRIGHT STATE

2006 07 Wright State Box Scores

GAME 17

WRIGHT STATE 67, DETROIT 51
January 20, 2007, Detroit, MI

Wright State (5-12, 3-3 Horizon)

No.	Name	f	Tot-FG	3-Pt.	Rebounds	PF	TP	A	TO	BLK	S	MIN
			FG-FGA	FG-FGA	OF DE TOT							
13	Duncan	f	2-2	0-0	2-4	1 2 3	5	6	0	6	0	1 17
21	Lewis	f	4-11	2-6	0-0	3 3 6	2	10	2	1	0	3 26
34	Crayton	f	2-9	0-0	1-4	5 4 9	3	5	1	3	0	0 29
14	Whiteside	g	5-12	0-1	6-11	3 4 7	2	16	5	1	0	2 32
33	Hammock	g	4-10	2-5	0-0	0 3 3	1	10	0	0	1	2 20
10	Ward	g	1-2	0-1	2-4	2 2 4	0	4	3	5	0	6 24
11	Comisar	g	5-10	2-5	3-4	1 4 5	1	15	3	1	0	1 29
20	Parrish	g	0-0	0-0	0-0	0 0 0	0	0	1	0	0	0 6
25	Richardson	g	0-1	0-0	1-2	1 0 1	1	1	0	3	1	1 17
Team			23-57	6-18	15-29	20 24 44	15	67	15	22	2	16 200
Totals			23-57	6-18	15-29	20 24 44	15	67	15	22	2	16 200
Total FG	1st H: 12-27	44.4%	2nd H: 11-30	36.7%								
3pt. FG	1st H: 2-9	22.2%	2nd H: 4-9	44.4%								
FThrow	1st H: 7-10	70.0%	2nd H: 8-19	42.1%								
Deadball Rebounds:	3											

Detroit (4-15, 1-5 Horizon)

No.	Name	f	Tot-FG	3-Pt.	Rebounds	PF	TP	A	TO	BLK	S	MIN
			FG-FGA	FG-FGA	OF DE TOT							
31	Hatter	f	1-2	0-0	0-0	0 2 2	1	2	1	3	0	1 23
42	Brown	f	4-9	0-2	2-2	2 1 3	5	10	5	7	3	1 34
15	Bruster	c	5-7	0-0	0-1	2 8 10	3	10	0	3	1	0 24
2	Davis	g	2-7	0-0	1-1	2 2 4	0	5	1	4	0	1 24
22	Massey	g	1-4	0-2	2-2	0 0 0	2	4	2	3	0	0 21
1	Evans	g	5-14	3-9	0-2	1 6 7	4	13	2	2	0	2 26
3	Carvin	g	0-0	0-0	0-0	0 0 0	0	0	1	1	0	0 4
10	Mulroy	g	0-1	0-0	0-0	0 0 0	0	0	0	0	0	0 3
11	Bond	g	1-3	0-2	0-1	0 0 0	2	2	0	0	0	0 17
20	Hall	g	1-4	0-1	1-1	0 0 0	3	3	2	3	0	0 7
32	Dunlop	g	1-2	0-1	0-0	0 1 1	0	2	0	1	0	1 9
33	Whittaker	g	0-0	0-0	0-0	1 1 2	1	0	2	2	0	0 8
Team			21-53	3-17	6-10	11 24 35	21	51	14	30	4	6 200
Totals			21-53	3-17	6-10	11 24 35	21	51	14	30	4	6 200
Total FG	1st H: 12-29	41.4%	2nd H: 9-24	37.5%								
3pt. FG	1st H: 1-10	10.0%	2nd H: 2-7	28.6%								
FThrow	1st H: 1-1	100%	2nd H: 5-9	55.6%								
Deadball Rebounds:	1											

Officials: David Stewart, Carmela McMullen and Anne Messing • Attendance: 360
Score by periods: 1st 2nd Total
Wright State 33 34 67
Detroit 26 25 51

GAME 18

MILWAUKEE 75, WRIGHT STATE 65
January 25, 2007, Ervin J. Nutter Center

Milwaukee (10-10, 6-1 Horizon)

No.	Name	f	Tot-FG	3-Pt.	Rebounds	PF	TP	A	TO	BLK	S	MIN
			FG-FGA	FG-FGA	OF DE TOT							
33	Fournier	f	5-9	0-0	0-0	5 3 8	1	10	4	2	1	1 35
54	Edwards	c	13-18	0-0	4-6	8 4 12	1	30	0	4	0	1 37
11	Hampton	g	2-10	2-8	6-6	2 4 6	1	12	4	3	0	3 39
23	Onson	g	2-6	0-2	0-0	1 1 2	1	4	3	4	0	0 26
32	Johnson	g	1-6	1-6	0-0	0 1 1	0	3	1	2	0	2 17
4	McCain	g	2-4	0-2	4-4	0 1 1	2	8	1	2	0	0 15
5	McClain	g	0-0	0-0	0-0	0 0 0	0	0	0	0	0	0 0+
20	Crumble	g	2-3	0-0	2-4	1 2 3	1	6	0	4	0	2 11
21	Markert	g	1-3	0-1	0-0	0 0 0	4	2	4	0	0	1 10
34	Rogers	g	0-2	0-2	0-0	0 1 1	1	0	0	0	0	0 8
45	Rote	g	0-0	0-0	0-0	0 0 0	0	0	1	0	0	0 2
Team			28-61	3-21	16-20	18 18 36	12	75	18	21	1	10 200
Totals			28-61	3-21	16-20	18 18 36	12	75	18	21	1	10 200
Total FG	1st H: 12-29	41.4%	2nd H: 16-32	35.7%								
3pt. FG	1st H: 2-13	15.4%	2nd H: 1-8	12.5%								
FThrow	1st H: 5-6	83.3%	2nd H: 11-14	78.6%								
Deadball Rebounds:	2											

Wright State (5-13, 3-4 Horizon)

No.	Name	f	Tot-FG	3-Pt.	Rebounds	PF	TP	A	TO	BLK	S	MIN
			FG-FGA	FG-FGA	OF DE TOT							
13	Duncan	f	2-5	0-0	2-2	2 3 5	4	6	2	4	0	0 33
21	Lewis	f	4-5	1-1	0-0	1 1 2	3	9	1	2	0	1 30
34	Crayton	f	2-6	0-0	1-2	3 2 5	1	5	0	4	0	1 19
14	Whiteside	g	4-11	0-1	3-4	1 3 4	1	11	5	3	0	1 28
33	Hammock	g	6-12	3-5	2-3	2 2 4	2	17	3	8	0	3 34
10	Ward	g	2-2	1-1	0-0	0 2 2	5	5	3	2	0	3 19
11	Comisar	g	4-9	2-6	2-3	0 0 0	3	12	0	1	0	2 29
20	Parrish	g	0-0	0-0	0-0	0 1 1	0	0	1	1	0	0 2
25	Richardson	g	0-1	0-0	0-0	2 0 2	0	0	2	0	0	0 6
Team			24-51	7-14	10-14	12 17 29	19	65	15	27	0	11 200
Totals			24-51	7-14	10-14	12 17 29	19	65	15	27	0	11 200
Total FG	1st H: 14-23	60.9%	2nd H: 10-28	35.7%								
3pt. FG	1st H: 4-6	66.7%	2nd H: 3-8	37.5%								
FThrow	1st H: 3-4	75.0%	2nd H: 7-10	70.0%								
Deadball Rebounds:	1											

Officials: Don Green, Erika Herriman and Thurman Leggs • Attendance: 361
Score by periods: 1st 2nd Total
Milwaukee 31 44 75
Wright State 35 30 65

GAME 19

GREEN BAY 67, WRIGHT STATE 53
January 27, 2007, Ervin J. Nutter Center

Green Bay (17-3, 8-0 Horizon)

No.	Name	f	Tot-FG	3-Pt.	Rebounds	PF	TP	A	TO	BLK	S	MIN
			FG-FGA	FG-FGA	OF DE TOT							
32	Soulis	f	5-13	1-2	0-2	1 5 6	4	11	0	1	3	2 29
42	Popp	f	4-6	3-4	2-2	1 4 5	2	13	4	3	0	1 33
11	Groh	g	3-10	0-2	0-0	1 3 4	0	6	4	1	1	2 36
12	Berglin	g	2-10	1-5	2-2	0 1 1	3	7	9	2	0	1 30
30	Porath	g	5-7	1-3	3-3	1 2 3	3	14	0	1	1	1 36
1	Harty	g	3-4	2-3	1-2	0 1 1	3	9	2	1	0	2 18
5	Glover	g	3-3	0-0	1-1	2 0 2	1	7	0	2	0	0 11
25	Templin	g	0-3	0-1	0-0	1 0 1	0	0	0	1	1	0 7
Team			25-56	8-20	9-12	9 22 31	16	67	19	12	6	9 200
Totals			25-56	8-20	9-12	9 22 31	16	67	19	12	6	9 200
Total FG	1st H: 9-30	30.0%	2nd H: 16-26	61.5%								
3pt. FG	1st H: 2-10	20.0%	2nd H: 6-10	60.0%								
FThrow	1st H: 1-1	100%	2nd H: 8-11	72.7%								
Deadball Rebounds:	1											

Wright State (5-14, 3-5 Horizon)

No.	Name	f	Tot-FG	3-Pt.	Rebounds	PF	TP	A	TO	BLK	S	MIN
			FG-FGA	FG-FGA	OF DE TOT							
13	Duncan	f	0-3	0-0	1-2	2 6 8	0	1	1	3	1	1 30
21	Lewis	f	1-7	1-4	4-4	6 3 9	4	7	5	3	0	2 33
34	Crayton	f	5-15	0-0	5-6	5 2 7	3	15	0	2	0	1 29
11	Comisar	g	3-13	3-13	1-2	1 1 2	3	10	0	1	1	0 30
33	Hammock	g	4-10	3-7	0-0	1 4 5	1	11	4	2	2	0 30
10	Ward	g	2-7	1-6	0-0	1 3 4	2	5	3	2	0	2 26
14	Whiteside	g	0-0	0-0	0-0	0 1 1	0	0	0	1	0	0 2
20	Parrish	g	0-0	0-0	0-0	0 0 0	0	0	0	2	0	0 5
25	Richardson	g	0-1	0-0	4-4	1 4 5	2	4	0	3	0	0 15
Team			15-56	8-30	15-18	21 24 45	15	53	13	19	4	6 200
Totals			15-56	8-30	15-18	21 24 45	15	53	13	19	4	6 200
Total FG	1st H: 6-23	26.1%	2nd H: 9-33	27.3%								
3pt. FG	1st H: 4-12	33.3%	2nd H: 4-18	22.2%								
FThrow	1st H: 6-7	85.7%	2nd H: 9-11	81.8%								

2006 07 Wright State Box Scores

GAME 21 UIC 63, WRIGHT STATE 55 February 8, 2007, Chicago, IL

Wright State (5-16, 3-7 Horizon)

No.	Name	f	Tot-FG			Rebounds			PF	TP	A	TO	BLK	S	MIN
			FG-FGA	3-Pt.	FT-FTA	OF	DE	TOT							
13	Duncan	f	1-3	0-0	0-1	2	1	3	4	2	1	6	0	1	18
21	Lewis	f	6-12	1-2	0-1	4	5	9	3	13	3	1	1	0	35
34	Crayton	f	4-5	0-0	0-2	1	1	2	4	8	0	1	1	2	17
11	Comisar	g	4-7	2-5	3-4	2	2	4	2	13	0	2	0	1	29
14	Whiteside	g	4-13	0-2	3-4	2	5	7	3	11	6	3	0	0	38
10	Ward	g	1-2	1-2	0-0	0	2	2	3	3	1	4	0	0	23
20	Parrish	g	0-0	0-0	0-0	0	0	0	1	0	0	0	0	0	3
25	Richardson	g	0-1	0-0	0-0	0	0	0	2	0	0	0	0	0	6
33	Hammock	g	2-12	1-6	0-0	1	3	4	5	5	5	4	0	1	31
Team						2	1	3			1				
Totals			22-55	5-17	6-12	14	20	34	27	55	16	22	2	5	200
Total FG			1st H: 6-21	28.6%	2nd H: 16-34	47.1%				Game: 40.0%					
3pt. FG			1st H: 2-11	18.2%	2nd H: 3-6	50.0%				Game: 29.4%					
FThrow			1st H: 3-4	75.0%	2nd H: 3-8	37.5%				Game: 50.0%					
Deadball Rebounds:			1,1												

UIC (14-9, 8-3 Horizon)

No.	Name	f	Tot-FG			Rebounds			PF	TP	A	TO	BLK	S	MIN
			FG-FGA	3-Pt.	FT-FTA	OF	DE	TOT							
55	Holmes	f	2-9	0-0	2-4	1	1	2	1	6	1	2	0	2	26
30	Grobbecker	c	0-3	0-0	1-2	4	3	7	3	1	1	0	2	0	20
22	Grant	g	3-8	1-5	4-6	0	1	1	2	11	1	4	0	0	29
3	Miller	g	4-10	3-5	3-4	3	5	8	3	14	5	2	0	3	32
42	Hugelier	g	3-9	1-4	2-4	4	2	6	2	9	2	1	0	0	32
12	Hinkle	g	3-4	0-0	3-4	0	0	0	0	9	0	2	0	3	16
23	Hushka	g	0-1	0-0	0-0	0	0	0	0	0	0	0	0	0	1
32	True	g	1-2	0-1	0-2	0	1	1	3	2	0	0	0	1	7
33	Parker	g	1-2	0-0	1-2	0	2	2	1	3	0	0	0	0	12
34	Hluska	g	1-3	0-0	2-3	1	2	3	1	4	1	0	0	1	13
54	Rinaldi	g	1-1	0-0	2-2	1	5	6	2	4	1	0	0	0	12
Team						4	2	6			1	3	2	10	200
Totals			19-52	5-15	20-33	18	24	42	18	63	12	13	2	5	200
Total FG			1st H: 7-26	26.9%	2nd H: 12-26	46.2%				Game: 36.5%					
3pt. FG			1st H: 3-8	37.5%	2nd H: 2-7	28.6%				Game: 33.3%					
FThrow			1st H: 8-12	66.7%	2nd H: 12-21	57.1%				Game: 60.6%					
Deadball Rebounds:			7												
Officials:			Rick Foxen, Kevin Dillard and Greg Jones • Attendance: 603												
Score by periods:			1st	2nd	Total										
Wright State			17	38	55										
UIC			25	38	63										

GAME 22 WRIGHT STATE 66, LOYOLA 60 February 10, 2007, Chicago, IL

Wright State (6-16, 4-7 Horizon)

No.	Name	f	Tot-FG			Rebounds			PF	TP	A	TO	BLK	S	MIN
			FG-FGA	3-Pt.	FT-FTA	OF	DE	TOT							
13	Duncan	f	2-3	0-0	3-4	1	4	5	4	7	0	1	1	2	22
21	Lewis	f	3-6	0-1	0-2	2	3	5	1	6	1	0	1	1	33
34	Crayton	f	4-9	0-0	5-6	4	1	5	5	13	1	2	0	0	20
11	Comisar	g	1-4	0-2	1-1	0	4	4	1	3	2	2	0	1	27
14	Whiteside	g	7-15	0-2	4-7	2	5	7	2	18	4	2	0	1	37
10	Ward	g	0-0	0-0	2-2	0	0	0	1	2	3	3	0	2	22
20	Parrish	g	0-0	0-0	0-0	1	2	3	0	0	0	0	0	0	5
25	Richardson	g	0-1	0-0	0-0	0	0	0	2	0	0	0	1	1	6
33	Hammock	g	6-12	3-5	2-2	0	2	2	1	17	0	4	0	2	28
Team						1	1	1			1				
Totals			23-50	3-10	17-24	11	21	32	17	66	11	16	2	10	200
Total FG			1st H: 12-22	54.5%	2nd H: 11-28	47.1%				Game: 46.0%					
3pt. FG			1st H: 3-6	50.0%	2nd H: 0-4	0.0%				Game: 30.0%					
FThrow			1st H: 6-11	54.5%	2nd H: 11-13	84.6%				Game: 70.8%					
Deadball Rebounds:			1												

Loyola (6-17, 4-8 Horizon)

No.	Name	f	Tot-FG			Rebounds			PF	TP	A	TO	BLK	S	MIN
			FG-FGA	3-Pt.	FT-FTA	OF	DE	TOT							
00	VanBogaert	f	3-3	0-0	1-2	1	4	5	3	7	1	3	2	1	28
45	Real	f	5-6	0-0	3-5	0	5	5	4	13	3	5	0	1	32
10	Hanser	g	5-15	1-6	2-3	1	1	2	2	13	2	2	0	1	37
12	McCloskey	g	4-12	2-7	0-0	2	0	2	0	10	2	3	0	0	34
31	Juergens	g	2-8	0-2	2-2	4	2	6	4	6	4	2	0	1	34
11	Finnegan	g	3-3	0-0	3-3	3	5	8	4	9	1	0	0	0	10
13	Garcia	g	0-1	0-0	0-0	0	1	1	0	0	0	0	0	0	2
25	Thurman	g	0-0	0-0	0-0	0	0	0	0	0	0	0	0	0	1
32	Hylton	g	1-7	0-2	0-0	1	0	1	1	2	1	0	0	1	12
42	Lucas	g	0-0	0-0	0-0	0	1	1	1	0	0	0	0	0	5
55	Ponder	g	0-0	0-0	0-0	0	1	1	1	0	0	3	0	0	5
Team						2	2	4							
Totals			23-55	3-17	11-15	14	22	36	20	60	14	18	2	5	200
Total FG			1st H: 11-25	44.0%	2nd H: 12-30	40.0%				Game: 41.8%					
3pt. FG			1st H: 1-8	12.5%	2nd H: 2-9	22.2%				Game: 17.6%					
FThrow			1st H: 6-7	85.7%	2nd H: 5-8	62.5%				Game: 73.3%					
Deadball Rebounds:			1												
Officials:			Amy Bonner, Todd Klapatauskas and Candice Daniel • Attendance: 344												
Score by periods:			1st	2nd	Total										
Wright State			33	33	66										
Loyola			29	31	60										

GAME 23 WRIGHT STATE 65, DETROIT 54 February 15, 2007, Ervin J. Nutter Center

Detroit (4-22, 1-12 Horizon)

No.	Name	f	Tot-FG			Rebounds			PF	TP	A	TO	BLK	S	MIN
			FG-FGA	3-Pt.	FT-FTA	OF	DE	TOT							
31	Hatter	f	2-4	0-0	2-3	2	6	8	2	6	0	3	0	0	18
42	Brown	f	0-5	0-0	4-4	1	3	4	0	4	0	3	1	0	16
15	Bruster	c	0-3	0-0	0-0	2	3	5	2	0	0	4	0	0	15
2	Davis	g	3-7	0-0	0-0	0	3	3	5	6	0	2	0	0	32
20	Hall	g	1-3	0-1	0-0	1	2	3	4	2	1	4	0	1	25
1	Evans	g	1-4	1-2	0-0	0	0	0	4	3	0	2	0	1	8
3	Carvin	g	0-0	0-0	0-0	0	0	0	0	0	0	0	0	1	1
10	Mulroy	g	0-0	0-0	0-0	0	1	1	1	0	0	0	0	0	1
11	Bond	g	2-4	2-2	0-0	1	1	2	1	6	1	2	0	1	17
22	Massey	g	8-14	1-4	2-3	4	5	9	2	19	3	11	0	0	30
32	Dunlop	g	2-7	1-5	1-1	1	6	7	3	6	1	1	1	0	26
33	Whittaker	g	1-1	0-0	0-0	0	2	2	0	2	1	0	0	0	11
Team						1	1	1							
Totals			20-52	5-15	9-11	13	32	45	24	54	7	32	2	3	200
Total FG			1st H: 5-18	27.8%	2nd H: 15-34	44.1%				Game: 38.5%					
3pt. FG			1st H: 1-6	16.7%	2nd H: 4-9	44.4%				Game: 33.3%					
FThrow			1st H: 7-7	100%	2nd H: 2-4	50.0%				Game: 81.8%					
Deadball Rebounds:			0												

Wright State (7-16, 5-7 Horizon)

No.	Name	f	Tot-FG			Rebounds			PF	TP	A	TO	BLK	S	MIN
			FG-FGA	3-Pt.	FT-FTA	OF	DE	TOT							
13	Duncan	f	0-4	0-0	3-4	2	3	5	3	3	0	3	0	0	25
21	Lewis	f	0-2	0-0	2-2	5	0	5	1	2	1	2	0	2	31
34	Crayton	f	0-6	0-0	0-0	0	0	0	4	0	0	2	0	0	10
11	Comisar	g	4-8	3-6	1-3	1	4	5	0	12	1	0	0	6	29
14	Whiteside	g	3-10	0-1	14-16	0	3	3	3	20	3</				

WRIGHT STATE

2005-06 Wright State Box Scores

GAME 25

WRIGHT STATE 65, MILWAUKEE 51
February 16, 2006, Milwaukee, WI

Wright State (8-17, 6-8 Horizon)

No.	Name	f	Tot-FG			Rebounds			PF	TP	A	TO	BLK	S	MIN
			FG-FGA	3-Pt. FG-FGA	FT-FTA	OF	DE	TOT							
13	Duncan	f	0-1	0-0	1-2	0	3	3	4	3	1	2	0	1	20
21	Lewis	f	3-3	2-2	2-2	1	3	4	4	10	2	2	1	2	31
34	Crayton	f	2-5	2-0	0-0	1	1	2	2	4	0	1	0	0	12
11	Comisar	g	4-8	2-4	1-2	0	5	5	0	11	0	1	0	3	33
14	Whiteside	g	8-15	2-4	1-2	3	1	4	2	19	0	2	0	4	31
10	Ward	g	1-6	0-3	0-0	0	0	0	2	2	2	2	0	1	20
20	Parrish	g	0-0	0-0	0-0	0	0	0	0	0	0	0	0	0	1
25	Richardson	g	4-6	0-0	0-1	2	4	6	0	8	0	4	0	0	22
33	Hammock	g	4-10	0-4	0-0	1	4	5	1	8	5	1	1	0	30
Team						2 3 5									
Totals			27-55	6-17	5-9	10	24	34	11	65	10	15	2	11	200
Total FG			1st H: 14-28	50.0%	2nd H: 13-27	48.1%				Game: 49.1%					
3pt. FG			1st H: 2-7	28.6%	2nd H: 4-10	40.0%				Game: 35.3%					
Fthrow			1st H: 2-4	50.0%	2nd H: 3-5	60.0%				Game: 55.6%					
Deadball Rebounds: 1															

Milwaukee (12-15, 8-6 Horizon)

No.	Name	f	Tot-FG			Rebounds			PF	TP	A	TO	BLK	S	MIN
			FG-FGA	3-Pt. FG-FGA	FT-FTA	OF	DE	TOT							
34	Rogers	f	3-6	1-3	0-0	1	0	1	1	7	0	0	0	1	13
52	Schultz	f	0-1	0-0	0-0	1	2	3	0	0	1	1	0	0	12
11	Hampton	g	3-9	3-5	0-0	0	1	1	1	9	2	4	0	2	37
20	Crumble	g	1-4	1-2	0-0	0	2	2	0	3	1	6	0	1	13
32	Johnson	g	0-4	0-3	0-0	0	2	2	1	0	1	0	0	0	8
4	McClain	g	0-1	0-0	0-0	0	1	1	0	0	2	1	1	0	11
5	McClain	g	2-3	0-1	0-0	0	2	2	2	4	1	0	0	0	9
12	Wypyszynski	g	2-3	0-0	0-0	1	1	2	1	4	1	1	0	0	9
15	Russell	g	0-0	0-0	2-2	0	0	0	0	2	0	0	0	2	19
21	Markert	g	2-5	2-4	0-0	1	0	1	0	6	2	2	1	1	19
23	Onson	g	1-3	1-3	0-0	0	0	0	3	0	0	1	0	9	
30	Kusiek	g	0-4	0-3	0-0	1	1	2	0	0	1	0	0	9	
33	Fournier	g	1-2	0-0	0-0	0	1	1	2	2	0	3	0	14	
45	Rote	g	0-0	0-0	0-0	0	0	0	0	0	0	0	0	5	
54	Edwards	g	4-9	0-0	3-3	3	5	8	1	11	0	1	3	2	30
Team						3 3 6									
Totals			19-54	8-24	5-5	11	21	32	14	51	11	21	5	7	200
Total FG			1st H: 7-23	30.4%	2nd H: 12-31	38.7%				Game: 35.2%					
3pt. FG			1st H: 4-11	36.4%	2nd H: 4-13	30.8%				Game: 33.3%					
Fthrow			1st H: 2-2	100%	2nd H: 3-3	100%				Game: 100%					
Deadball Rebounds: 0															
Officials: Amy Bonner, Rod Creech and Troy Winders • Attendance: 521															
Score by periods:			1st	2nd	Total										
Wright State			32	33	65										
Milwaukee			20	31	51										

GAME 26

WRIGHT STATE 63, CLEVELAND STATE 55
March 1, 2007, Ervin J. Nutter Center

Cleveland State (8-20, 5-10 Horizon)

No.	Name	f	Tot-FG			Rebounds			PF	TP	A	TO	BLK	S	MIN
			FG-FGA	3-Pt. FG-FGA	FT-FTA	OF	DE	TOT							
32	Thomas	f	3-5	0-0	2-3	1	4	5	1	8	0	0	0	3	24
23	Wilson	c	4-7	0-0	1-1	4	1	5	4	9	1	3	0	0	15
3	Klein	g	5-10	0-1	8-9	2	3	5	4	18	1	3	0	0	28
4	A. Roque	g	0-4	0-2	0-0	1	1	2	1	0	2	3	0	0	17
50	J. Roque	g	2-9	1-4	0-0	1	1	2	4	5	0	5	0	1	26
21	Miller	g	0-5	0-1	1-2	1	1	2	0	1	0	0	0	0	9
22	Korth	g	1-5	1-5	2-2	0	3	3	3	5	3	4	1	1	28
25	Crosley	g	1-2	0-0	1-2	0	1	1	1	3	0	1	0	1	10
44	Butler	g	3-8	0-1	0-0	0	2	2	4	6	0	0	0	2	22
52	Hoying	g	0-2	0-0	0-0	0	2	2	3	0	2	0	0	1	21
Team						4 3 7									
Totals			19-57	2-14	15-19	14	22	36	25	55	9	19	1	8	200
Total FG			1st H: 4-28	14.3%	2nd H: 15-29	51.7%				Game: 33.3%					
3pt. FG			1st H: 1-8	12.5%	2nd H: 1-6	16.7%				Game: 14.3%					
Fthrow			1st H: 5-7	71.4%	2nd H: 10-12	83.3%				Game: 78.9%					
Deadball Rebounds: 2															

Wright State (9-17, 7-8 Horizon)

No.	Name	f	Tot-FG			Rebounds			PF	TP	A	TO	BLK	S	MIN
			FG-FGA	3-Pt. FG-FGA	FT-FTA	OF	DE	TOT							
13	Duncan	f	2-3	0-0	1-3	1	3	4	4	5	1	4	0	2	27
21	Lewis	f	2-2	1-1	6-6	0	5	5	3	11	1	3	1	2	32
33	Hammock	f	4-8	2-5	1-1	0	5	5	4	11	3	3	0	0	30
11	Comisar	g	4-11	2-5	2-2	0	5	5	0	12	2	2	0	4	28
14	Whiteside	g	2-6	1-1	4-10	1	3	4	2	9	5	3	0	1	38
10	Ward	g	2-2	2-2	2-2	0	1	1	1	8	0	3	0	0	14
25	Richardson	g	1-3	0-0	3-5	0	1	1	3	5	0	1	1	1	14
34	Crayton	g	1-3	0-0	0-0	2	1	3	3	2	2	3	0	0	17
Team						1 2 3									
Totals			18-38	8-14	19-29	5	26	31	20	63	14	23	2	10	200
Total FG			1st H: 8-22	36.4%	2nd H: 10-16	62.5%				Game: 47.4%					
3pt. FG			1st H: 5-10	50.0%	2nd H: 3-4	75.0%				Game: 57.1%					
Fthrow			1st H: 4-6	66.7%	2nd H: 15-23	65.2%				Game: 65.5%					
Deadball Rebounds: 3															
Officials: Angie Enlund, Steve Martin and Lori Francescon • Attendance: 317															
Score by periods:			1st	2nd	Total										
Cleveland State			14	41	55										
Wright State			25	38	63										

GAME 27

WRIGHT STATE 47, YOUNGSTOWN STATE 40
March 3, 2007, Ervin J. Nutter Center

Youngstown State (7-20, 5-11 Horizon)

No.	Name	f	Tot-FG			Rebounds			PF	TP	A	TO	BLK	S	MIN
			FG-FGA	3-Pt. FG-FGA	FT-FTA	OF	DE	TOT							
3	Schloemp	f	0-2	0-0	0-0	0	0	0	2	0	0	1	0	1	18
32	Pendleton	f	3-9	0-0	5-6	3	6	9	4	11	0	3	2	0	28
4	Branson	g	1-5	0-0	2-2	0	2	2	3	4	4	5	0	3	37
12	Godfrey	g	3-15	1-8	0-0	0	4	4	0	7	3	2	0	1	31
23	Vaughn	g	1-7	0-4	0-0	0	0	0	1	2	1	3	1	1	23
5	Davis	g	4-4	0-0	3-3	1	5	6	3	11	0	1	0	2	19
22	Karner	g	1-5	1-5	2-2	4	2	6	0	5	1	3	0	0	29
42	LaFleur	g	0-0	0-0	0-0	0	0	0	2	0	0	1	0	5	
50	Lyons	g	0-3	0-0	0-1	1	2	3	5	0	0	2	0	1	10
Team						1 1 2									
Totals			13-50	2-17	12-14	10	22	32	21	40	9	21	3	9	200
Total FG			1st H: 6-28	21.4%	2nd H: 7-22	31.8%				Game: 26.0%					
3pt. FG			1st H: 1-7	14.3%	2nd H: 1-10	10.0%				Game: 11.8%					
Fthrow			1st H: 4-5	80.0%	2nd H: 8-9	88.9%				Game: 85.7%					
Deadball Rebounds: 0															

Wright State (10-17, 8-8 Horizon)

No.	Name	f	Tot-FG			Rebounds			PF	TP	A	TO	BLK	S	MIN
			FG-FGA	3-Pt. FG-FGA	FT-FTA	OF	DE	TOT							
13	Duncan	f	0-1	0-0	2-3	1	1	2	4	2	0	2	0	0	21
21	Lewis	f	3-7	1-3	5-8	3	1	4	2	12	2	2	1	1	29
33	Hammock	f	1-9	0-2	1-2	1	4	5	2	3	0	1	0	0	33
11	Comisar	g	1-6	0-2	0-0	1	6	7	1	2	1	0	0	0	32
14	Whiteside	g	2-11	1-3	10-12	1	10	11	2	15	2	4	0	1	34
10	Ward	g	1-2	1-2	0-0	1	3	4	2	3	1	4	0	1	19

All-Time Opponent Records

OPPONENT	WON	LOST	OPPONENT	WON	LOST	OPPONENT	WON	LOST
Air Force	1	0	Hofstra	0	1	Ohio Northern	2	2
Akron	7	12	UIC	16	21	Ohio State	0	2
Ashland	3	3	Indiana	0	5	Ohio Wesleyan	1	2
Austin Peay	3	0	Indianapolis	2	4	Otterbein	3	1
Ball State	4	6	Indiana State	5	3	Pacific	1	0
Bellarmine	5	6	Indiana Tech	9	0	Pepperdine	0	1
Belmont	1	0	Iowa	0	1	Philadelphia Textile	1	0
Bloomsburg	1	0	IPFW	6	4	Quincy	1	0
Bluffton	1	0	IUPUI	4	1	Rio Grande	4	3
Bowling Green	3	4	Jackson State	0	1	Robert Morris	0	1
Bradley	0	1	Kent State	0	2	St. Bonaventure	0	2
Brigham Young	1	0	Kentucky State	4	4	St. Joseph's (IN)	3	1
Brooklyn	1	0	Kentucky Wesleyan	3	1	St. Louis	2	1
Butler	13	21	Kenyon	0	1	Seton Hall	0	1
Cal State Northridge	0	1	La Salle	0	3	Sinclair	2	0
Campbellsville	0	1	Lehigh	0	1	Slippery Rock	1	0
Canisius	1	5	Lewis	3	0	South Carolina	0	1
Capital	4	4	Liberty	1	0	SE Missouri State	0	1
Cedarville	7	7	Longwood	2	0	SIU-Edwardsville	3	2
Central Florida	1	0	Louisville	0	7	Southern Indiana	2	2
Central Michigan	1	1	Loyola (IL)	12	14	Stetson	1	0
Central State	10	5	Malone	3	2	Stony Brook	1	0
Charleston (WV)	1	2	Marian	2	0	Tampa	1	0
Chicago State	8	1	Marietta	1	0	Taylor	2	0
Cincinnati	3	14	Marshall	3	6	Tennessee State	2	0
Clemson	0	1	MD-Baltimore Cty.	3	1	Texas A&M	0	2
Cleveland State	22	26	MD-Eastern Shore	1	0	Toledo	3	5
Colgate	0	1	Miami	3	17	Urbana	2	0
Colorado	0	1	Michigan-Dearborn	1	0	Valparaiso	1	8
Connecticut	0	2	Michigan State	0	1	Vanderbilt	0	1
Davis and Elkins	0	1	Milwaukee	10	21	Virginia	0	1
Dayton	4	28	Minnesota	0	1	Wake Forest	0	1
Defiance	5	3	Mississippi	0	1	Wagner	0	1
Denver	0	2	Missouri	0	1	Walsh	3	1
DePaul	0	3	Missouri State	1	0	Washington State	0	1
Detroit	11	18	Montana	0	1	Wayne State	2	3
Dist. of Columbia	2	0	Morehead State	9	7	West Virginia	2	4
Eastern Illinois	4	4	Mott	0	1	Western Carolina	1	0
Eastern Kentucky	2	6	Mount St. Joseph	6	7	Western Illinois	2	2
Eastern Michigan	0	6	Muskingum	0	1	Western Kentucky	0	2
Edinboro	2	0	Niagara	3	1	Western Michigan	0	1
Evansville	3	4	Nicholls State	0	1	Wichita State	0	2
Ferris State	1	0	Norfolk State	1	0	Wilberforce	1	0
Florida State	0	1	Northeastern	0	1	Wilmington	3	0
Franklin	2	0	Northern Illinois	2	12	Wittenberg	7	2
Gannon	1	0	Northern Kentucky	1	12	Wooster	0	1
Georgetown (KY)	3	3	Northern Michigan	0	1	Xavier	7	12
Grand Valley State	2	0	Notre Dame	0	2	Youngstown State	14	19
Green Bay	3	36	Oakland	1	1			
Hawaii	0	2	Ohio	3	9	TOTALS	349	499
Heidelberg	4	0	Ohio Dominican	6	1	2007-08 Opponents in Bold		





HISTORY





WRIGHT STATE

Raider Record Book

Single Game Records

Points
49 by Tiffany Webb at Butler, Jan. 16, 2003

Field Goals Made
21 by Jodi Martin vs Capital, Jan. 5, 1980

Field Goals Attempted
31 by Jodi Martin vs Malone, Nov. 28, 1981

Field Goal Percentage
1.000 (10-10) by Jess Van Der Geest at Morehead State, Dec. 29, 1998

Three-Point Field Goals Made
7 by Joy Westendorf at UIC, March 5, 1994; by Lori Blanchard vs Detroit, March 3, 1996; by Chanda Hollingsworth vs Marshall, Dec. 13, 2000 and at West Virginia, Dec. 19, 2000

Three-Point Field Goals Attempted
16 by Chanda Hollingsworth at West Virginia, Dec. 19, 2000 and at Detroit, Feb. 24, 2001

Three-Point Field Goal Percentage
1.000 (5-5) by Chanda Hollingsworth vs Louisville, Nov. 26, 1997

Free Throws Made
17 by Tiffany Webb at Butler, Jan. 16, 2003

Free Throws Attempted
20 by Tiffany Webb at Butler, Jan. 16, 2003

Free Throw Percentage
1.000 (13-13) by Stacy Nolan vs DePaul, Mar. 7, 1991

Rebounds
25 by Margie Coate vs Ohio Wesleyan, Feb. 1, 1975

Assists
11 by Cindy Mercer vs Wittenberg, Jan. 13, 1977

Blocks
7 by Christi Hill vs Georgetown, Jan. 16, 1982

Steals
13 by Tammy Stover vs Maryland-Eastern Shore, Jan. 28, 1988

Team Records

Points
Game—105 vs St. Joseph's, Feb. 4, 1987
Season—2336, 1986-87

Field Goals Made
Game—46 vs Mount St. Joseph, Feb. 17, 1981
Season—919, 1986-87

Field Goals Attempted
Game—96 vs Central State, Feb. 24, 1975
Season—2049, 1986-87

Field Goal Percentage
Game—.667 (28-42) vs Ohio, Dec. 12, 2001
Season—.480, 1980-81

Three-Point Field Goals Made
Game—11 at Loyola, Feb. 28, 1996
Season—144, 2006-07

Three-Point Field Goals Attempted
Game—30 vs. Green Bay, Jan. 27, 2007
Season—451, 2006-07

Three-Point Field Goal Percentage
Game—.833 (5-6) vs Eastern Illinois, Feb. 7, 1993; at Milwaukee, Jan. 10, 1998
Season—.366, 1993-94

Free Throws Made
Game—33 vs Malone, Nov. 29, 1980
Season—498, 1986-87

Free Throws Attempted
Game—45 vs Akron, Mar. 6, 1982
Season—718, 1986-87

Free Throw Percentage
Game—1.000 (17-17) vs Bellarmine, Feb. 25, 1984
Season—.715, 2000-01

Rebounds
Game—72 vs Sinclair, Jan. 10, 1978
Season—1283, 1986-87

Rebound Average
Season—44.3, 1984-85

Assists
Game—31 vs Sinclair, Jan. 10, 1978; vs Urbana, Jan. 30, 1986
Season—535, 1986-87

Scoring Average
78.6, 1979-80

Wins
24, 1986-87

Losses
25, 1989-90

Most Points by Opponent—Game
125 by Valparaiso, Feb. 9, 1993

Least Points by Opponent—Game
18 by Wilmington, Feb. 6, 1975

Greatest Margin of Victory—Game
63 (103-40) vs Capital, Jan. 5, 1980

Greatest Margin of Defeat—Game
58 (97-39) vs #1 Connecticut, Dec. 31, 2001

Career Leaders

Games Played	Player	Number
1.	Angie Ott	115
2.	Peggy Yingling	114
	Kendra Agee	114
4.	Rhea Mays	113
5.	Lois Warburg	111
	Gwen Lenzy	111
	Tyanda Hammock	111
	Brittney Whiteside	111
9.	Nettie Carter	110
10.	Lori Collins	109
	Reggen Stewart	109

Field Goals Made	Player	Number
1.	Jodi Martin	890
2.	Jenny Horn	558
3.	Brittney Whiteside	507
4.	Reggen Stewart	493
5.	Nettie Carter	467
6.	Lois Warburg	459
7.	Debbie Leffler	446
8.	Peggy Yingling	422
9.	Tiffany Webb	398
10.	Lori Collins	397

Field Goals Attempted	Player	Number
1.	Jodi Martin	1744
2.	Brittney Whiteside	1265
3.	Reggen Stewart	1237
4.	Nettie Carter	1160
5.	Lori Collins	1156
6.	Jenny Horn	1108
7.	Chanda Hollingsworth	996
8.	Debbie Leffler	963
9.	Angie Ott	941
10.	Lois Warburg	927

Field Goal Percentage	Player	Number
1.	Beth Bartram	.539
2.	Jodi Martin	.510
3.	Whitney Lewis	.507
4.	Jenny Horn	.504
5.	Christi Hill	.502
6.	Lois Warburg	.495
7.	Andi del Valle	.478
8.	Janet Emerson	.477
	Timothea Clemmer	.477
10.	Peggy Yingling	.470

Three Point Field Goals Made	Player	Number
1.	Chanda Hollingsworth	273
2.	Jennifer Brigner	129
3.	Angie Ott	121
4.	Carrie Bender	119
5.	Rhea Mays	109
6.	Lori Blanchard	96
7.	Tyanda Hammock	95
8.	Tiffany Webb	90
9.	Joy Westendorf	78
10.	Lenora Combs	53

Three Point Field Goals Attempted	Player	Number
1.	Chanda Hollingsworth	781
2.	Carrie Bender	436
3.	Rhea Mays	413
4.	Angie Ott	399
5.	Jennifer Brigner	346
6.	Tyanda Hammock	322
7.	Tiffany Webb	300
8.	Lori Blanchard	258
9.	Joy Westendorf	187
10.	Lori Collins	164

Free Throws Made	Player	Number
1.	Brittney Whiteside	364
2.	Lois Warburg	311
3.	Jess Van Der Geest	310
4.	Jeanne Biermann	303
5.	Reggen Stewart	282
6.	Jodi Martin	275
7.	Lori Collins	273
8.	Peggy Yingling	263
9.	Debbie Leffler	248
10.	Ilesha Gray	244

Free Throws Attempted	Player	Number
1.	Brittney Whiteside	537
2.	Jodi Martin	441
3.	Jess Van Der Geest	437
4.	Lori Collins	428
5.	Jeanne Biermann	419
6.	Beth Bartram	417
7.	Lois Warburg	415
8.	Reggen Stewart	389
9.	Ilesha Gray	376
10.	Peggy Yingling	354

Free Throw Percentage	Player	Number
1.	Debbie Leffler	.827
2.	Amy Krueer	.819
3.	Whitney Lewis	.772
4.	Jennifer Brigner	.771
5.	Jenny Horn	.761
	Angie Ott	.761
7.	Connie Alig	.757
	Shelly Meadlo	.757
	Tammy Stover	.757
10.	Carrie Bender	.754



Rebounds		
Player	Number	
1. Lori Collins	897	
2. Jodi Martin	868	
3. Nettie Carter	756	
4. Lois Warburg	702	
5. Jess Van Der Geest	672	
6. Brittney Whiteside	670	
7. Beth Bartram	649	
8. Peggy Yingling	639	
9. Jenny Horn	625	
Reggen Stewart	625	

Rebound Average		
Player	Number	
1. Timothea Clemmer	9.8	
2. Terry York	8.9	
3. Jodi Martin	8.7	
4. Christi Hill	8.2	
Lori Collins	8.2	
6. Beth Bartram	8.0	
7. Lisa Jackson	7.9	
8. Nettie Carter	6.9	
9. Cindy Mercer	6.8	
10. Amy Krue	6.6	

Personal Fouls		
Player	Number	
1. Peggy Yingling	363	
2. Reggen Stewart	338	
3. Lori Collins	329	
4. Jess Van Der Geest	324	
5. Iesha Gray	304	
6. Jodi Martin	286	
7. Angie Ott	268	
8. Christi Hill	264	
Nettie Carter	264	
10. Rhea Mays	253	

Fouled Out		
Player	Number	
1. Peggy Yingling	21	
2. Christi Hill	16	
3. Reggen Stewart	15	
4. Jess Van Der Geest	13	
Iesha Gray	13	
6. Lori Collins	10	
Jeanette Woodberry	10	
8. Tammy Phillips	9	
Chanda Hollingsworth	9	
10. Jodi Martin	8	
Angie Ott	8	

Assists		
Player	Number	
1. Nettie Carter	446	
Tammy Phillips	446	
3. Gwen Lenzy	375	
4. Debbie Leffler	363	
5. Brittney Whiteside	312	
6. Rhea Mays	281	
7. Jeanne Biermann	270	
8. Iesha Gray	255	
9. Lori Collins	222	
10. Cindy Mercer	210	

Scoring Average		
Player	Number	
1. Jodi Martin	20.6	
2. Tiffany Webb	19.9	
3. Jackie Swenson	15.4	
4. Timothea Clemmer	14.2	
5. Amy Krue	13.0	
6. Brittney Whiteside	12.7	
7. Beth Bartram	12.4	
8. Jenny Horn	12.3	
9. Reggen Stewart	11.7	
10. Julie Garringer	11.6	
Tammy Stover	11.6	

Turnovers		
Player	Number	
1. Lori Collins	453	
2. Nettie Carter	431	
3. Reggen Stewart	403	

4. Gwen Lenzy	400
5. Tammy Phillips	374
6. Jennifer Brigner	338
7. Iesha Gray	326
8. Connie Alig	314
9. Rhea Mays	312
10. Brittney Whiteside	304

Blocked Shots		
Player	Number	
1. Christi Hill	186	
2. Whitney Lewis	78	
3. Angie Ott	70	
4. Lois Warburg	67	
5. Peggy Yingling	63	
6. Heidi Beal	61	
7. Jodi Martin	58	
8. Nettie Carter	46	
9. Robyn Swain	43	
10. Jess Van Der Geest	41	

Steals		
Player	Number	
1. Gwen Lenzy	350	
2. Nettie Carter	273	
3. Tammy Stover	236	
4. Lori Collins	234	
5. Rhea Mays	223	
6. Brittney Whiteside	209	
7. Beth Bartram	194	
8. Debbie Leffler	189	
9. Tammy Phillips	172	
10. Connie Alig	171	

Minutes Played		
Player	Number	
1. Chanda Hollingsworth	3550	
2. Angie Ott	3534	
3. Brittney Whiteside	3474	
4. Nettie Carter	3361	
Reggen Stewart	3361	
6. Lori Collins	3301	
7. Debbie Leffler	3285	
8. Jess Van Der Geest	3103	
9. Tammy Phillips	3098	
10. Rhea Mays	3083	
Gwen Lenzy	3082	

Season Leaders

Field Goals Made			
Player	Number	Year	
1. Jodi Martin	261	1982-83	
2. Tiffany Webb	246	2002-03	
3. Jodi Martin	225	1981-82	
4. Janet Emerson	216	1986-87	
5. Jodi Martin	203	1979-80	
6. Jodi Martin	201	1980-81	
Jenny Horn	201	1985-86	
8. Jenny Horn	190	1984-85	
9. Jackie Swenson	174	1978-79	
10. Nettie Carter	173	1986-87	

Field Goals Attempted			
Player	Number	Year	
1. Tiffany Webb	524	2002-03	
2. Jodi Martin	480	1982-83	
3. Jodi Martin	431	1981-82	
4. Janet Emerson	425	1986-87	
5. Jodi Martin	424	1979-80	
Treva Griesdorn	424	1989-90	
7. Reggen Stewart	417	2000-01	
8. Jodi Martin	409	1980-81	
9. Jackie Swenson	398	1978-79	
10. Nettie Carter	396	1986-87	

Field Goal Percentage			
Player	Number	Year	
1. Beth Bartram	.586	1995-96	
2. Lois Warburg	.572	1983-84	
3. Jodi Martin	.544	1982-83	
4. Beth Bartram	.529	1996-97	
5. Jodi Martin	.522	1981-82	
6. Whitney Lewis	.521	2004-05	
Whitney Lewis	.521	2006-07	
8. Alicia Avery	.520	2005-06	
9. Jenny Horn	.519	1983-84	
Jenny Horn	.519	1985-86	

Three-Point Field Goals Made			
Player	Number	Year	
1. Chanda Hollingsworth	84	2000-01	
2. Joy Westendorf	78	1993-94	
3. Chanda Hollingsworth	71	1999-00	
4. Chanda Hollingsworth	62	1997-98	
5. Chanda Hollingsworth	56	1998-99	
6. Tiffany Webb	50	2002-03	
7. Lori Blanchard	49	1996-97	
8. Rhea Mays	48	2005-06	
9. Jennifer Brigner	41	1992-93	
Angie Ott	41	2003-04	

Three-Point Field Goals Attempted			
Player	Number	Year	
1. Chanda Hollingsworth	243	2000-01	
2. Chanda Hollingsworth	194	1999-00	
3. Joy Westendorf	187	1993-94	
4. Chanda Hollingsworth	175	1998-99	
5. Rhea Mays	170	2005-06	
6. Chanda Hollingsworth	169	1997-98	
7. Tiffany Webb	153	2001-02	
8. Tiffany Webb	147	2002-03	
9. Lori Blanchard	138	1996-97	
10. Tyanda Hammock	135	2006-07	

Free Throws Made			
Player	Number	Year	
1. Tiffany Webb	132	2002-03	
2. Brittney Whiteside	122	2005-06	
3. Janet Emerson	105	1986-87	
4. Timothea Clemmer	101	1995-96	
Beth Bartram	101	1996-97	
6. Tiffany Webb	97	2001-02	
7. Brittney Whiteside	93	2004-05	
8. Jess Van Der Geest	92	1999-00	
Lois Warburg	92	1986-87	
10. Jeanne Biermann	89	1978-79	
Amy Krue	89	1979-80	

Free Throws Attempted			
Player	Number	Year	
1. Tiffany Webb	182	2002-03	
2. Beth Bartram	174	1996-97	
3. Timothea Clemmer	168	1995-96	
4. Brittney Whiteside	166	2005-06	
5. Brittney Whiteside	144	2004-05	
6. Tiffany Webb	137	2001-02	
7. Beth Bartram	136	1995-96	
8. Janet Emerson	134	1986-87	
9. Jess Van Der Geest	133	1999-00	
10. Jodi Martin	126	1979-80	

Free Throw Percentage			
Player	Number	Year	
1. Debbie Leffler	.887	1983-84	
2. Debbie Leffler	.862	1984-85	
3. Julie Christensen	.844	2000-01	
Joy Westendorf	.844	1993-94	
5. Amy Krue	.840	1979-80	
6. Connie Alig	.838	1990-91	
7. Peggy Yingling	.835	1992-93	
8. Whitney Lewis	.824	2006-07	
9. Sue Grace	.820	1990-91	
10. Angie Ott	.814	2003-04	

Rebounds			
Player	Number	Year	
1. Timothea Clemmer	316	1995-96	
2. Lois Warburg	276	1983-84	
3. Christi Hill	255	1981-82	
4. Lori Collins	254	1993-94	
5. Janet Emerson	253	1986-87	
6. Beth Bartram	234	1997-98	
7. Jodi Martin	231	1981-82	
8. Amy Krue	226	1979-80	
9. Nettie Carter	224	1986-87	
10. Lisa Jackson	221	1984-85	
Lori Collins	221	1994-95	



WRIGHT STATE

Rebound Average

	Player	Number	Year
1.	Timothea Clemmer	11.7	1995-96
2.	Margie Coate	11.5	1974-75
3.	Terry York	11.4	1974-75
4.	Lois Warburg	10.2	1983-84
5.	Cindy Mercer	9.9	1976-77
6.	Christi Hill	9.8	1981-82
7.	Lori Collins	9.4	1993-94
8.	Jodi Martin	9.2	1981-82
9.	Jodi Martin	8.8	1980-81
10.	Amy Krueer	8.7	1979-80
	Beth Bartram	8.7	1997-98

Personal Fouls

	Player	Number	Year
1.	Jess Van Der Geest	95	1999-00
2.	Peggy Yingling	94	1991-92
	Sierra Crayton	94	2006-07
4.	Reggen Stewart	93	2000-01
5.	Christi Hill	92	1981-82
	Danielle Duncan	92	2006-07
7.	Jess Van Der Geest	91	1998-99
	Christi Hill	91	1982-83
9.	Cindy Mercer	89	1978-79
	Peggy Yingling	89	1990-91
	Jeanette Woodberry	89	2004-05

Fouled Out

	Player	Number	Year
1.	Cindy Mercer	7	1978-79
2.	Christi Hill	6	1981-82
	Christi Hill	6	1982-83
	Tammy Phillips	6	1983-84
	Peggy Yingling	6	1988-89
	Peggy Yingling	6	1992-93
	Chanda Hollingsworth	6	2000-01
	Robyn Swain	6	2001-02
	Jeanette Woodberry	6	2004-05
10.	Lori Collins	5	1993-94
	Reggen Stewart	5	1997-98
	Jess Van Der Geest	5	1998-99
	Reggen Stewart	5	1999-00
	Lenora Combs	5	1999-00
	Iesha Gray	5	2003-04
	Sierra Crayton	5	2006-07

Assists

	Player	Number	Year
1.	Tammy Phillips	169	1985-86
2.	Gwen Lenzy	151	1986-87
3.	Nettie Carter	148	1986-87
4.	Nettie Carter	127	1985-86
5.	Tammy Phillips	116	1983-84
6.	Debbie Leffler	105	1984-85
	Gwen Lenzy	105	1988-89
8.	Debbie Trueman	100	1980-81
9.	Tammy Stover	96	1986-87
10.	Tammy Phillips	95	1982-83

Points

	Player	Number	Year
1.	Tiffany Webb	674	2002-03
2.	Jodi Martin	588	1982-83
3.	Janet Emerson	537	1986-87
4.	Jodi Martin	528	1981-82
5.	Jodi Martin	478	1979-80
6.	Jenny Horn	467	1985-86
7.	Jodi Martin	461	1980-81
8.	Joy Westendorf	448	1993-94
9.	Jenny Horn	447	1984-85
10.	Tiffany Webb	441	2001-02

Scoring Average

	Player	Number	Year
1.	Jodi Martin	24.5	1982-83
2.	Tiffany Webb	24.1	2002-03
3.	Jodi Martin	21.1	1981-82
4.	Jackie Swenson	20.4	1978-79
5.	Jodi Martin	18.4	1979-80
	Jodi Martin	18.4	1980-81
7.	Janet Emerson	17.9	1986-87
8.	Joy Westendorf	17.2	1993-94
9.	Jenny Horn	16.7	1985-86
10.	Amy Krueer	16.5	1979-80

Turnovers

	Player	Number	Year
1.	Sarah Butler	165	1976-77
2.	Gwen Lenzy	148	1986-87
3.	Stacy Nolan	143	1990-91
4.	Julie Garringer	136	1984-85
5.	Nettie Carter	134	1986-87
6.	Lori Collins	128	1992-93
7.	Debbie Trueman	124	1980-81
	Jennifer Brigner	124	1991-92
	Jill Ransdell	124	2001-02
10.	Tiffany Webb	123	2001-02

Blocked Shots

	Player	Number	Year
1.	Christi Hill	79	1981-82
2.	Christi Hill	62	1982-83
3.	Christi Hill	45	1980-81
4.	Robyn Swain	43	2001-02
5.	Alicia Avery	39	2005-06
6.	Whitney Lewis	37	2004-05
7.	Lois Warburg	25	1983-84
8.	Jodi Martin	24	1981-82
9.	Heidi Beal	23	1993-94
	Whitney Lewis	23	2005-06

Steals

	Player	Number	Year
1.	Tammy Stover	121	1987-88
2.	Tammy Stover	115	1986-87
3.	Gwen Lenzy	105	1988-89
4.	Gwen Lenzy	103	1987-88
5.	Gwen Lenzy	101	1986-87
6.	Beth Bartram	86	1997-98
7.	Andrea del Valle	83	1977-78
8.	Nettie Carter	82	1986-87
9.	Tiffany Webb	79	2001-02
10.	Nettie Carter	75	1987-88

Minutes Played

	Player	Number	Year
1.	Janet Emerson	1018	1986-87
2.	Chanda Hollingsworth	993	2000-01
3.	Gwen Lenzy	989	1986-87
4.	Angie Ott	986	2004-05
5.	Gwen Lenzy	965	1988-89
6.	Nettie Carter	961	1986-87
7.	Tiffany Webb	953	2001-02
8.	Brittney Whiteside	950	2005-06
9.	Angie Ott	949	2003-04
10.	Timothea Clemmer	944	1995-96

Senior Scoring

	Player	Games	Points
1.	Jodi Martin	24	588
2.	Janet Emerson	30	537
3.	Jenny Horn	28	467

Junior Scoring

	Player	Games	Points
1.	Jodi Martin	25	528
2.	Joy Westendorf	26	448
3.	Jenny Horn	28	447

Sophomore Scoring

	Player	Games	Points
1.	Tiffany Webb	28	674
2.	Jodi Martin	25	461
3.	Brittney Whiteside	30	376

Freshman Scoring

	Player	Games	Points
1.	Jodi Martin	26	478
2.	Tiffany Webb	28	441
3.	Amy Krueer	26	429
	Jackie Swenson	21	429

Leading Scorers By Season

Year	Player	G	FG	FT	TP	AVG.
1974	Terry York	14	35	26	96	6.9
1975	Margie Coate	14	—	—	171	12.2
1976	Connie Philon	15	—	—	211	14.0
1977	Cindy Mercer	17	82	35	199	11.7
1978	Jayne Helmlinger	20	92	50	234	11.7
1979	Jackie Swenson	21	174	81	429	20.4
1980	Jodi Martin	26	203	72	478	18.4
1981	Jodi Martin	25	201	59	461	18.4
1982	Jodi Martin	25	225	78	528	21.1
1983	Jodi Martin	24	261	66	588	24.5
1984	Lois Warburg	27	167	73	407	15.1
1985	Jenny Horn	28	190	67	447	16.0
1986	Jenny Horn	28	201	65	467	16.7
1987	Janet Emerson	30	216	105	537	17.9
1988	Tammy Stover	27	166	58	393	14.9
1989	Missy Goedde	26	125	83	351	13.5
1990	Treva Griesdorn	28	164	76	422	15.1
1991	Lori Brooks	28	90	43	237	8.5
1992	Peggy Yingling	28	100	76	276	9.9
1993	Peggy Yingling	27	121	81	323	12.0
1994	Joy Westendorf	26	158	54	448	17.2
1995	Timothea Clemmer	27	166	72	404	15.0
1996	Timothea Clemmer	27	131	101	363	13.4
1997	Beth Bartram	27	135	101	373	13.8
1998	Beth Bartram	27	112	68	294	10.9
1999	Reggen Stewart	27	139	60	340	12.6
2000	Reggen Stewart	28	131	86	349	12.5
2001	Reggen Stewart	27	156	84	401	14.9
2002	Tiffany Webb	28	152	97	441	15.8
2003	Tiffany Webb	28	246	132	674	24.1
2004	Brittney Whiteside	29	125	70	321	11.1
2005	Brittney Whiteside	30	141	93	376	12.5
2006	Brittney Whiteside	28	129	122	390	13.9
2007	Brittney Whiteside	24	112	79	326	13.6

Leading Rebounders By Season

Year	Player	G	Reb.	Avg.
1974	Terry York	14	88	6.3
1975	Terry York	14	162	11.5
1976	Connie Philon	15	120	8.0
1977	Cindy Mercer	17	169	9.9
1978	Krista Jones	20	158	7.9
	Caren Aiple	20	158	7.9
1979	Jeanne Biermann	23	176	7.7
1980	Amy Krueer	26	226	8.7
1981	Jodi Martin	25	220	8.8
1982	Christi Hill	26	225	9.8
1983	Jodi Martin	24	199	8.3
1984	Lois Warburg	27	276	10.2
1985	Lisa Jackson	28	221	7.9
1986	Jenny Horn	28	218	7.8
1987	Janet Emerson	30	253	8.4
1988	Nettie Carter	24	173	7.2
1989	Gwen Lenzy	28	161	5.8
1990	Treva Griesdorn	28	164	5.4
1991	Micki Harris	26	147	5.7
1992	Lori Collins	28	220	7.9
1993	Lori Collins	27	202	7.5
1994	Lori Collins	27	254	9.4
1995	Lori Collins	27	221	8.2
1996	Timothea Clemmer	27	316	11.7
1997	Beth Bartram	27	203	7.5
1998	Beth Bartram	27	234	8.7
1999	Jess Van Der Geest	26	183	7.0
2000	Jess Van Der Geest	26	203	7.3
2001	Reggen Stewart	27	197	7.3
2002	Robyn Swain	28	197	7.0
2003	Katie Bussan	28	141	5.0
2004	Brittney Whiteside	29	136	4.7
2005	Brittney Whiteside	30	220	7.3
2006	Brittney Whiteside	28	182	6.5
2007	Brittney Whiteside	24	132	5.5



1,000 Point Club

	Player	Games	Fr.	So.	Jr.	Sr.	Total
1.	Jodi Martin (1979–83)	100	478	461	528	588	2055
2.	Brittney Whiteside (2003–07)	111	321	376	390	326	1413
3.	Jenny Horn (1982–86)	106	144	249	447	467	1307
4.	Reggen Stewart (1997–01)	109	187	340	349	401	1277
5.	Lois Warburg (1983–87)	111	407	235	271	316	1229
6.	Debbie Leffler (1982–86)	107	237	313	307	283	1140
7.	Tiffany Webb (2001–03)	56	441	674	DNP	DNP	1115
8.	Lori Collins (1991–95)	109	233	248	316	311	1108
9.	Peggy Yingling (1988–93)	114	275	233	276	323	1107
10.	Nettie Carter (1984–88)	110	230	218	400	256	1104
11.	Chanda Hollingsworth (1997–01)	108	273	220	262	310	1065
12.	Jess Van Der Geest (1996–00)	108	211	267	264	312	1054
13.	Jeanne Biermann (1978–82)	98	273	230	216	320	1039
14.	Angie Ott (2001-05)	115	221	242	281	274	1018
15.	Beth Bartram (1995–98)	81	340	373	294	DNP	1007



Jodi Martin
Total Points—2055



Brittney Whiteside
Total Points—1413



Jenny Horn
Total Points—1307



Reggen Stewart
Total Points—1277



Lois Warburg
Total Points—1229



Debbie Leffler
Total Points—1140



Tiffany Webb
Total Points—1115



Lori Collins
Total Points—1108



Peggy Yingling
Total Points—1107



Nettie Carter
Total Points—1104



Chanda Hollingsworth
Total Points—1065



Jess Van Der Geest
Total Points—1054




Jeanne Biermann
Total Points—1039



Angie Ott
Total Points—1018



Beth Bartram
Total Points—1007



WRIGHT STATE

Most Valuable Player

1973-74	Jeanne Keister	1984-85	Jenny Horn	1995-96	Timothea Clemmer
1974-75	Margie Coate	1985-86	Jenny Horn	1996-97	Beth Bartram
1975-76	Margie Coate	1986-87	Janet Emerson	1997-98	Jess Van Der Geest
1976-77	Cindy Mercer	1987-88	Tammy Stover	1998-99	Reggen Stewart
1977-78	Jayne Helmlinger	1988-89	Missy Goedde	1999-00	Jess Van Der Geest
1978-79	Jeanne Biermann and Jackie Swenson	1989-90	Treva Griesdorn	2000-01	Reggen Stewart
1979-80	Jodi Martin	1990-91	Stacy Nolan	2001-02	Tiffany Webb
1980-81	Jodi Martin	1991-92	Jennifer Brigner	2002-03	Ilesha Gray
1981-82	Jodi Martin	1992-93	Peggy Yingling	2003-04	Ilesha Gray
1982-83	Jodi Martin	1993-94	Lori Collins	2004-05	Brittney Whiteside
1983-84	Lois Warburg	1994-95	Lori Collins and Shelly Meadlo	2005-06	Brittney Whiteside
				2006-07	Brittney Whiteside

All-Time Letter winners

A

Kendra Agee/'03,'04,'05,'06
Caren Aiple/'78
Connie Alig/'91,'93,'94,'95
Jeannine Andrews/'97,'98,'99,'00
Alicia Avery/'06

B

Cindy Banks/'87,'88,'89,'90
Beth Bartram/'96,'97,'98
Heidi Beal/'93,'94,'95,'96
Carrie Bender/'96,'97,'98,'99
Jeanne Biermann/'79,'80,'81,'82
Lori Blanchard/'94,'95,'96,'97
Kara Bridges/'90
Jennifer Brigner/'92,'93,'94,'95
Lori Brooks/'89,'90,'91,'92
Demeka Brown/'96,'97
Kristy Brown/'83
Tanya Bullhead/'97,'98
Katie Bussan/'00,'01,'02,'03
Sarah Butler/'74,'75,'76

C

Nettie Carter/'85,'86,'87,'88
Sonja Cecil/'93
Jewelettia Chambers/'93
Julie Christensen/'00,'01
Timothea Clemmer/'95,'96
Margie Coates/'75,'76
Lori Collins/'92,'93,'94,'95
Lenora Combs/'99,'00
Shauna Comer/'01
Steph Comisar/'04,'05,'06,'07
Martha Corley/'78,'79
Sierra Crayton/'05,'06,'07
Emily Curtis/'96,'97,'98

D

Michele Dalbey/'94,'95,'96,'97
Carrie Day/'97
Andrea del Valle/'80,'81,'82
Danielle Duncan/'05,'06,'07
Natalie Dunn/'01

E

Kathy Eigel/'79
Jane Eltzroth/'78
Janet Emerson/'86,'87

F

Stacey Fifer/'96
Jody Flommersfeld/'78,'79,'80,'81

G

Deb Garber/'74
Julie Garringer/'84,'85
Lois Gebhart/'79,'80
Dori Glance/'01,'02,'03,'04
Missy Goedde/'87,'88,'89,'90
Mimi Goodyear/'04
Sue Grace/'88,'89,'90,'91
Ilesha Gray/'01,'02,'03,'04
Treva Griesdorn/'90

H

Karen Haban/'83
Tyanda Hammock/'04,'05,'06,'07
Micki Harris/'91
Jayne Helmlinger/'78,'79
Christi Hill/'81,'82,'83
Kim Hill/'76
Pam Hix/'81,'82
Chanda Hollingsworth/'98,'99,'00,'01
Jennifer Horn/'83,'84,'85,'86
Natalie Hunter/'79

J

Lisa Jackson/'85
Mandy Jelinek/'98,'99,'00,'01
Gina Johnson/'78
Krista Jones/'78,'79,'80,'81
Pam Jones/'77
Anita Jurcenko/'93,'94,'95,'96

K

Joyce Kanney/'79
Jeanne Keister/'74
Kristin King/'87,'88,'89,'90

P

Pam King/'74
Amber Kirk/'95,'96,'97
Kristin Krueger/'03
Amy Kruer/'80,'81

L

Debbie Leffler/'83,'84,'85,'86
Gwen Lenzy/'86,'87,'88,'89
Whitney Lewis/'05,'06,'07

M

Jodi Martin/'80,'81,'82,'83
Carmen Mann/'99
Heather Massengale/'96,'97,'98
Rhea Mays/'03,'04,'05,'06
Kathy McCloskey/'77
Patty McClure/'84,'85,'86
Vicki McDonald/'77
Shelly Meadlo/'92,'93,'94,'95
Cindy Mercer/'76,'77,'78,'79
Jennifer Miller/'88,'89,'90,'91
Julie Miller/'88,'89,'90,'91
Lisa Miller/'78
Shawna Moffitt/'87,'88
Valenca Moore/'80
Kelli Morris/'00

N

Tracy Nixon/'92,'93,'94,'95
Stacy Nolan/'90,'91

O

Angie Ott/'02,'03,'04,'05

P

Heather Parrish/'07
Sandi Pedrotti/'74,'75
Brie Pennington/'00,'01,'02
Ana Marisa Perez/'06
Tammy Phillips/'82,'83,'84,'86
Connie Philon/'76
Beth Piel/'79
Angie Pohlman/'93,'94,'95
Catherine Portyrata/'04
Sandy Price/'76

R

Jill Ransdell/'02,'03
Melissa Reeves/'91,'92,'93,'94
Erica Richardson/'07
Kay Rudisill/'84,'86

S

Danyelle Sawyer/'00,'01,'02
Wendy Schroer/'79
Leslie Smallwood/'77
Chris Snyder/'80
Renada Springer/'99
Reggen Stewart/'98,'99,'00,'01
La'Tonia Stiner/'97,'98
Tammy Stover/'87,'88
Jamie Stump/'88,'89,'90,'91
Robyn Swain/'02
Jackie Swenson/'79,'80

T

Melanie Taylor/'90,'91,'92,'93
Vanessa Thompson/'02
Donna Thurston/'79
Debbie Trueman/'80,'81

V

Jitka van der Bruggen/'92
Jess Van Der Geest/'97,'98,'99,'00

W

Shayne Wadsworth/'87,'88,'89,'90
Lois Warburg/'84,'85,'86,'87
Kanisha Ward/'07
Kelly Waters/'99
Leslie Weaver/'00,'01
Tiffany Webb/'02,'03
Joy Westendorf/'94
Dana Whitesel/'87,'88,'89
Brittney Whiteside/'04,'05,'06,'07
Amber Williams/'99,'00
Kim Williamson/'75,'76,'78
Jeanette Woodberry/'04,'05

Y

Peggy Yingling/'89,'91,'92,'93
Terri York/'74,'75



Through The Years

1973-74

1-13

Coach: Arnelle Jackson

DATE	WSU		OPP
1/12	40	at Rio Grande	35
1/19	27	at Wittenberg	49
1/22	18	at Cedarville	68
1/29	15	at Mount St. Joseph	75
1/31	14	Cincinnati	59
2/2	39	Ohio Wesleyan	43
2/4	35	Dayton	53
2/7	36	Central State	74
2/11	22	Dayton *	53
2/14	28	at Capital	35
2/16	48	at Muskingum	54
2/21	30	at Central State	71
2/23	29	Otterbein	51
2/26	20	at Kenyon	36

* Ohio Valley League Tournament

1974-75

4-10

Coach: Arnelle Jackson

DATE	WSU		OPP
1/11	36	at Bowling Green	86
1/18	68	Rio Grande	46
1/21	35	Mount St. Joseph	52
1/23	35	at Cincinnati	75
1/25	53	Wittenberg	57
1/29	42	Cedarville	70
2/1	48	at Ohio Wesleyan	49
2/3	43	at Dayton	79
2/6	55	at Wilmington	18
2/10	46	at Capital *	58
2/13	37	Capital	49
2/15	67	Otterbein	21
2/17	43	Ohio Dominican	39
2/24	69	at Central State	86

* Ohio Valley League Tournament

1975-76

9-8

Coach: Arnelle Jackson

DATE	WSU		OPP
1/13	93	at Wittenberg	51
1/17	85	at Rio Grande	42
1/20	64	at Mount St. Joseph	79
1/22	52	Cincinnati	69
1/24	62	Capital	51
1/27	54	at Cedarville	65
1/31	63	Ohio Wesleyan	48
2/2	71	Dayton	76
2/9	50	at Dayton *	72
2/12	63	Wilmington	19
2/14	63	at Otterbein	48
2/16	51	at Ohio Dominican	55
2/18	66	Heidelberg	40
2/21	49	at Miami	59
2/23	74	Central State	73
3/5	46	Malone #	41
3/6	51	Cedarville #	61

* Ohio Valley League Tournament

OAISW State Tournament

1976-77

5-12

Coach: Pat Davis

DATE	WSU		OPP
1/8	64	Rio Grande	77
1/13	74	Wittenberg	45
1/20	47	at Cincinnati	84
1/22	49	at Capital	53
1/25	49	Cedarville	63
1/26	54	at Dayton	88
2/3	61	at Wilmington	58
2/7	35	at Dayton *	79
2/11	41	Mount St. Joseph	75
2/12	36	at Xavier	44
2/15	59	Ohio Dominican	55
2/17	67	Urbana	37
2/19	63	Cleveland State	60
2/21	45	at Central State	78
2/24	45	Miami	75
2/26	33	Ohio Northern	73
3/1	60	Ohio	83

* Ohio Valley League Tournament

1977-78

10-10

Coach: Pat Davis

DATE	WSU		OPP
1/6	69	at Sinclair *	44
1/7	70	Mott *	75
1/10	85	Sinclair	30
1/13	57	at Ohio	59
1/14	56	at Rio Grande	57
1/17	57	at Mount St. Joseph	70
1/24	75	Central State	48
1/31	58	at Cedarville	59
2/2	67	Xavier	43
2/4	70	Toledo	44
2/6	75	Wittenberg #	31
2/7	56	Cedarville #	59
2/11	42	Akron	47
2/15	35	at Miami	85
2/18	43	at Cleveland State	63
2/20	69	Defiance	60
2/24	73	at Wittenberg	37
2/25	60	Ohio Northern	52
3/3	71	Dayton	76
3/4	77	at Ohio Dominican	44

* Sinclair Tournament

Ohio Valley League Tournament

1978-79

10-13

Coach: Pat Davis

DATE	WSU		OPP
12/13	67	at Xavier	64
1/3	25	at Dayton	76
1/6	65	at Akron	56
1/9	47	Ohio	69
1/12	46	Cleveland State	63
1/13	74	Rio Grande	67
1/16	77	at Capital	57
1/20	73	Ohio Dominican	62
1/23	65	at Central State	63
1/26	60	Kent State	98
1/30	71	Cedarville	57
2/1	93	at Capital *	82
2/3	55	at Toledo	63
2/5	81	Cedarville *	63
2/7	72	Mount St. Joseph *	87
2/9	82	Mount St. Joseph	103
2/15	65	at Ashland	66
2/17	50	Youngstown State	63
2/20	67	Wittenberg	51
2/23	63	at Defiance	72
2/24	74	at Ohio Northern	100
3/1	41	Defiance #	80
3/2	57	Wooster #	59

* Ohio Valley League Tournament

OAISW State Tournament

1979-80

17-9

Coach: Pat Davis

DATE	WSU		OPP
12/1	72	Malone	68
12/8	78	Taylor	53
12/12	83	at Ohio Dominican	60
12/15	84	Xavier	57
12/22	67	Bellarmine	66
12/28	65	Cedarville *	73
12/29	83	Central State *	57
1/5	103	Capital	40
1/9	88	Bowling Green	83
1/12	78	Defiance	65
1/15	84	Ashland	86
1/18	66	at Ohio	71
1/19	97	Rio Grande (ot)	100
1/22	90	Central State	64
1/26	56	at Kent State	72
1/29	88	at Cedarville	72
2/1	86	Akron	61
2/4	86	Ohio Northern	72
2/6	82	at Wittenberg	44
2/9	58	at Cleveland State	69
2/16	91	Toledo	62
2/18	82	at Mount St. Joseph	74
2/21	58	Cincinnati	89
2/29	90	Mount St. Joseph #	56
3/1	48	Dayton #	86
3/6	80	Charleston @	99

* Wright State Invitational

OAISW State Tournament

@ MAISW Tournament (Green Bay, WI)



WRIGHT STATE

1980-81

15-10

Coach: Pat Davis

DATE	WSU		OPP
11/29	71	at Malone	76
12/3	78	Bowling Green	74
12/6	86	Wilberforce	34
12/13	61	at Akron	77
12/16	90	at Xavier	76
12/29	77	Franklin *	73
12/30	56	Green Bay *	74
1/6	88	at Bellarmine (ot)	93
1/10	68	at Defiance	72
1/15	80	at Central Florida	79
1/16	64	Missouri State +	63
1/17	82	at Tampa (ot) +	81
1/22	72	at Central State	63
1/28	79	Cedarville	41
1/31	91	Ohio Dominican	52
2/5	88	Wittenberg	31
2/7	69	at Youngstown State	75
2/10	60	Ohio	67
2/11	77	Dayton	75
2/14	70	Cleveland State	72
2/17	102	Mount St. Joseph	77
2/21	80	at Toledo	67
2/24	79	at Cincinnati	87
3/6	89	Akron #	83
3/7	58	at Dayton #	87

* Wright State Invitational

+ Tampa Invitational

OASIS State Tournament

1982-83

11-14

Coach: Pat Davis

DATE	WSU		OPP
11/27	68	at Malone	72
12/4	58	at Charleston	73
12/11	77	Marietta	33
12/17	67	at Toledo	79
12/18	61	at Bowling Green	62
12/21	87	IPFW	67
12/29	90	Indiana Tech *	78
12/30	76	Ferris State *	69
1/5	79	at Defiance	63
1/8	68	at IUPUI	63
1/14	70	at Eastern Illinois #	79
1/15	71	Evansville #	75
1/19	91	Indianapolis	78
1/24	68	at Georgetown	67
1/26	64	Northern Kentucky	72
1/29	73	Air Force	59
2/5	62	Butler	83
2/9	75	at Xavier	69
2/12	65	Cleveland State	94
2/14	74	at Central State	75
2/16	86	Mount St. Joseph	66
2/19	69	at Akron	73
2/24	57	Dayton	72
2/26	66	at Bellarmine	95
3/5	59	at Northern Kentucky	71

* Wright State Invitational

Eastern Illinois Tournament

1984-85

16-12

Coach: Pat Davis

DATE	WSU		OPP
11/24	77	Bluffton	58
11/28	73	Ashland	72
12/1	76	at Heidelberg	67
12/5	71	at Walsh	75
12/8	67	Southern Indiana	51
12/15	92	Kentucky Wesleyan	44
12/19	79	Lewis	77
12/21	96	Marian	68
12/28	77	IPFW *	71
12/29	57	Bellarmine *	63
1/3	77	Wayne State	71
1/5	55	Kentucky State	57
1/7	73	IPFW	72
1/11	71	Gannon #	62
1/12	73	at Davis and Elkins #	84
1/13	78	Norfolk State #	75
1/15	82	at IUPUI	85
1/19	66	at Georgetown	85
1/26	54	Northern Kentucky	82
2/1	59	at St. Louis	50
2/2	66	at SIU-Edwardsville	70
2/6	72	Indiana Tech	71
2/9	64	at Kentucky State	75
2/11	87	St. Joseph's (IN)	59
2/18	68	Indianapolis	72
2/23	78	Central State	66
2/27	72	at Bellarmine	81
3/2	68	at Northern Kentucky	78

* Wright State Invitational

Davis and Elkins Mountain Classic

1981-82

14-12

Coach: Pat Davis

DATE	WSU		OPP
11/28	74	Malone	69
12/5	96	Charleston	84
12/9	66	Xavier	72
12/12	69	Akron (ot)	70
12/16	75	at Indiana Tech	66
12/19	51	at Bowling Green	87
12/28	84	Franklin *	73
12/29	76	Green Bay *	69
1/4	74	IUPUI	51
1/6	55	at Indianapolis	73
1/9	76	Defiance	55
1/16	68	Georgetown (ot)	70
1/20	54	Northern Kentucky	78
1/22	49	Milwaukee #	58
1/23	55	Southeast Missouri State #	80
1/28	66	at Cedarville	52
1/30	80	Bellarmine	57
2/1	77	Central State	62
2/6	89	Youngstown State	71
2/10	50	at Northern Kentucky	62
2/13	67	at Cleveland State	58
2/16	72	at Mount St. Joseph	47
2/24	59	Toledo	71
2/27	79	Ball State	70
3/5	58	Xavier @	66
3/6	65	Akron @	68

* Wright State Invitational

Eastern Illinois Tournament

@ OASIS State Tournament

1983-84

17-10

Coach: Pat Davis

DATE	WSU		OPP
11/26	79	Otterbein	66
12/3	77	at Ashland	70
12/6	72	at IPFW	83
12/9	51	at Southern Indiana	53
12/10	70	at Kentucky Wesleyan	71
12/17	69	at Wayne State	72
12/19	81	Walsh	70
12/21	79	Defiance	75
12/27	84	Indiana Tech *	52
12/28	60	Bellarmine *	72
1/4	59	Heidelberg	54
1/7	61	Kentucky State	70
1/11	91	IUPUI	49
1/13	74	at St. Joseph's (IN)	70
1/14	82	at Marian	72
1/18	91	at Indiana Tech	79
1/21	86	Georgetown	63
1/25	66	at Indianapolis	76
1/28	69	Northern Kentucky	64
2/4	60	at Dayton	95
2/8	61	at Kentucky State	64
2/11	69	SIU-Edwardsville	61
2/14	72	at Mount St. Joseph	62
2/18	89	at Butler	70
2/22	88	Central State	71
2/25	93	Bellarmine	87
3/3	65	at Northern Kentucky	83

* Wright State Invitational

1985-86

18-10

Coach: Pat Davis

DATE	WSU		OPP
11/22	65	Taylor	44
11/27	71	Walsh	62
11/30	55	at Ashland	51
12/4	82	Heidelberg	44
12/7	61	Northern Kentucky	63
12/13	59	at Southern Indiana	68
12/14	69	at Kentucky Wesleyan	48
12/21	67	at Lewis	64
12/27	59	Northern Michigan *	71
12/28	75	Slippery Rock *	68
1/2	82	IUPUI	55
1/4	70	Kentucky State	39
1/6	77	at IPFW	80
1/10	81	Philadelphia Textile #	79
1/11	61	Campbellsville #	63
1/12	72	District of Columbia #	67
1/18	59	Georgetown	61
1/21	59	at Wayne State	60
1/25	58	St. Louis	55
1/30	87	Urbana	37
2/1	71	SIU-Edwardsville	64
2/5	70	at St. Joseph's (IN) (ot)	71
2/8	58	at Kentucky State	54
2/15	67	Indiana Tech	38
2/19	63	at Northern Kentucky	68
2/22	84	Edinboro	55
2/26	69	Bellarmine	64
3/1	61	at Indianapolis	78

* Wright State Invitational

Davis and Elkins Mountain Classic



1986-87

24-6			
Coach: Pat Davis			
DATE	WSU		OPP
11/26	62	at Walsh	50
11/29	82	Southern Indiana	81
12/4	94	Cedarville	44
12/8	89	Michigan-Dearborn	53
12/10	66	Ashland	68
12/13	67	Northern Kentucky	68
12/16	81	Lewis	66
12/19	68	Edinboro *	50
12/20	81	SIU-Edwardsville *	75
12/30	75	at Grand Valley State	58
1/3	93	Kentucky State	57
1/6	67	Kentucky Wesleyan	52
1/9	90	Liberty (ot) #	85
1/10	77	Bloomsburg #	55
1/11	96	District of Columbia #	91
1/15	65	Oakland	60
1/17	92	Indiana Tech	80
1/21	80	Indianapolis	74
1/24	86	at Georgetown	58
1/31	75	SIU-Edwardsville (ot)	81
2/4	105	St. Joseph's (IN)	86
2/7	59	at Northern Kentucky	78
2/10	87	Wayne State	42
2/14	94	IPFW	55
2/17	61	Central State	60
2/21	64	at Kentucky State	53
2/25	63	at Bellarmine	66
2/28	74	Quincy	58
3/7	80	Bellarmine @	67
3/10	63	Northern Kentucky @	74

* Wright State Invitational
 # Davis and Elkins Mountain Classic
 @ NCAA Division II Great Lakes Regional
 Tournament

1988-89

10-18			
Coach: Pat Davis			
DATE	WSU		OPP
11/26	76	Indiana Tech	43
12/3	49	at Eastern Michigan	65
12/8	58	at Canisius	69
12/10	46	at Niagara	56
12/14	75	UIC	74
12/16	41	at Akron	49
12/19	53	Louisville	65
12/21	67	Cleveland State	44
12/27	47	Robert Morris *	56
12/28	66	Hofstra *	76
12/29	61	Northeastern *	63
1/4	49	at Evansville	57
1/7	58	Indiana State	63
1/10	70	at Xavier	66
1/17	80	Wayne State	63
1/21	75	Niagara	72
1/25	48	Miami	60
1/28	72	at Chicago State	50
2/1	69	at Ohio	71
2/4	66	Canisius	67
2/8	59	Eastern Kentucky	62
2/11	54	at Oakland	87
2/15	49	at Morehead State	67
2/18	86	Chicago State	65
2/20	64	Butler	70
2/22	41	at Cincinnati	63
2/25	70	at MD-Baltimore County	56
3/1	65	Youngstown State	53

* LaSalle Invitational

1990-91

4-24, 3-11 North Star			
Coach: Terry Hall			
DATE	WSU		OPP
11/24	50	Youngstown State	67
11/27	52	Butler	64
12/2	50	Marshall	61
12/5	45	Eastern Kentucky	83
12/8	53	Eastern Michigan	62
12/10	55	at Cincinnati	61
12/15	48	at Eastern Illinois	66
12/17	61	at Evansville	64
12/22	42	Miami	74
1/2	76	Dayton	63
1/5	61	at Xavier	80
1/8	63	DePaul *	76
1/12	75	UIC *	53
1/17	52	at Northern Illinois *	91
1/19	50	at Green Bay *	83
1/25	54	Akron *	59
1/27	81	Cleveland State *	54
1/31	69	at Valparaiso *	84
2/2	55	UW-Milwaukee	73
2/8	58	at DePaul *	78
2/10	48	at UIC *	53
2/14	55	Northern Illinois *	86
2/17	61	Green Bay *	73
2/21	75	at Akron *	65
2/23	67	at Cleveland State *	74
2/27	50	at Morehead State	84
3/2	69	Valparaiso *	90
3/7	61	DePaul #	72

* North Star Conference game
 # North Star Conference Tournament (Green Bay, WI)

1987-88

17-11			
Coach: Pat Davis			
DATE	WSU		OPP
11/27	44	Western Michigan *	70
11/28	59	St. Louis *	66
12/4	61	Michigan State #	67
12/5	67	Cleveland State #	51
12/9	79	Brooklyn	36
12/12	80	at UIC	42
12/15	58	at Indiana State	63
12/19	62	Eastern Michigan	64
12/21	60	at Louisville	78
12/28	39	Cincinnati	56
12/30	72	Grand Valley State	62
1/2	69	Ohio	59
1/4	61	Evansville	57
1/6	62	Xavier	48
1/9	88	Niagara	55
1/13	65	Butler	56
1/16	59	at Chicago State	41
1/20	67	at Youngstown State	83
1/23	72	Indiana Tech	61
1/28	88	at MD-Eastern Shore	76
1/30	75	at MD-Baltimore County	70
2/6	83	Chicago State	43
2/8	83	Morehead State	85
2/13	57	at Cleveland State	60
2/20	80	MD-Baltimore County	74
2/25	61	at Butler	66
2/27	69	Akron	64
3/2	65	at Miami	52

* Bradley Classic
 # Eastern Michigan Tournament

1989-90

3-25			
Coach: Pat Davis			
DATE	WSU		OPP
11/25	57	Canisius	75
12/2	45	South Carolina *	86
12/3	49	Ball State *	85
12/7	45	Eastern Michigan	71
12/9	49	Vanderbilt #	88
12/10	47	at Marshall #	92
12/13	54	Akron	55
12/16	50	Bradley	64
12/18	50	at Louisville	70
12/27	57	at LaSalle @	84
12/28	64	Colgate @	71
12/29	65	Lehigh @	88
1/4	55	at Dayton	93
1/6	75	Evansville	76
1/8	60	Xavier	70
1/13	68	MD-Baltimore County	71
1/15	66	at Youngstown State	87
1/17	46	at Miami	83
1/20	85	Eastern Illinois	94
1/25	63	at UIC	51
1/31	63	Morehead State	76
2/3	68	at Eastern Kentucky	84
2/5	76	at Valparaiso	85
2/15	61	Cincinnati	76
2/17	71	Niagara	61
2/21	46	Ohio	68
2/24	58	at Cleveland State	54
2/26	53	at Butler	80

* Northern Illinois Invitational
 # Marshall Lady Herd Classic
 @ LaSalle Invitational

1991-92

8-20, 5-7 North Star			
Coach: Terry Hall			
DATE	WSU		OPP
11/22	54	at Eastern Kentucky	81
11/26	45	Morehead State	77
12/6	41	Iowa +	87
12/7	55	Austin Peay +	53
12/12	48	Eastern Illinois	69
12/14	49	Xavier	82
12/18	55	Cincinnati	64
12/20	44	Clemson #	72
12/21	62	Wagner #	76
12/28	64	at Youngstown State	83
12/30	76	at Miami	92
1/6	84	Evansville	78
1/10	59	at UIC *	45
1/16	53	Green Bay *	59
1/18	72	Northern Illinois *	82
1/24	70	at Akron *	62
1/26	72	at Cleveland State * (ot)	78
1/30	79	Indiana State	71
2/1	84	Valparaiso *	69
2/6	66	at Dayton	82
2/8	65	UIC *	62
2/13	60	at Green Bay *	77
2/15	54	at Northern Illinois *	103
2/19	50	at Marshall	74
2/22	66	Akron *	70
2/24	82	Cleveland State *	69
2/27	68	at Valparaiso *	95
3/5	68	Cleveland State %	83

+ Mid-America Classic
 # South Florida Tournament
 * North Star Conference game
 % North Star Conference Tournament (DeKalb, IL)



WRIGHT STATE

1992-93

9-18, 5-11 Mid-Continent

Coach: Terry Hall

DATE	WSU		OPP
12/1	44	at Indiana	88
12/5	70	Morehead State	63
12/8	71	Marshall	57
12/10	53	Miami	65
12/13	51	at Cincinnati	66
12/17	54	Dayton	58
12/19	70	Austin Peay	65
12/29	38	Missouri	77
12/31	54	at Xavier	77
1/6	68	Valparaiso *	70
1/9	45	at UIC *	64
1/14	65	Eastern Illinois *	54
1/16	59	at Youngstown State *	66
1/18	69	at Cleveland State *	66
1/20	95	Western Illinois *	72
1/28	65	at Green Bay *	70
1/30	61	at Northern Illinois *	78
2/4	70	at Indiana State	59
2/7	75	at Eastern Illinois *	58
2/9	87	at Valparaiso *	125
2/13	60	UIC *	75
2/18	83	Cleveland State *	93
2/20	62	Youngstown State *	66
2/25	79	at Western Illinois *	57
3/4	49	Green Bay *	53
3/6	51	Northern Illinois *	77
3/11	60	at Green Bay #	76

* Mid-Continent Conference game

Mid-Continent Conference Tournament (Green Bay, WI)

1993-94

12-15, 7-11 Mid-Continent

Coach: Terry Hall

DATE	WSU		OPP
12/1	65	Indiana	83
12/6	62	at Austin Peay	53
12/8	75	at Evansville	71
12/11	68	Cincinnati	58
12/17	40	at Western Kentucky	79
12/20	61	at Dayton	62
12/22	78	at Morehead State	52
12/30	61	at Western Illinois *	68
1/3	57	at Northern Illinois *	82
1/6	60	Milwaukee *	53
1/8	55	Green Bay *	62
1/13	80	at Cleveland State *	57
1/15	82	at Youngstown State *	70
1/20	81	Chicago State	67
1/22	71	Eastern Illinois *	56
1/27	77	Valparaiso *	80
1/30	46	UIC *	58
2/3	67	Western Illinois *	75
2/5	58	Northern Illinois *	83
2/10	93	at Milwaukee * (2 ot)	91
2/12	45	at Green Bay *	75
2/17	70	Cleveland State *	74
2/19	54	Youngstown State *	62
2/26	68	at Eastern Illinois *	54
3/3	74	at Valparaiso *	86
3/5	79	at UIC *	70
3/10	58	at Northern Illinois #	74

* Mid-Continent Conference game

Mid-Continent Conference Tournament (DeKalb, IL)

1994-95

11-16, 5-11 MCC

Coach: Terry Hall

DATE	WSU		OPP
11/30	49	Western Kentucky	67
12/3	67	Youngstown State	62
12/5	67	at Chicago State	56
12/10	67	Eastern Kentucky	60
12/13	69	at Cincinnati	54
12/17	75	Pacific +	58
12/18	49	at Wichita State +	68
12/21	60	at Marshall	64
12/30	73	Detroit * (ot)	74
1/5	73	Dayton	71
1/7	41	Notre Dame *	76
1/12	56	at La Salle *	69
1/14	69	at Cleveland State *	61
1/19	48	at Notre Dame *	67
1/21	70	Xavier *	83
1/25	73	Northern Illinois *	70
1/28	84	at Loyola * (ot)	95
2/2	58	at Butler *	69
2/4	50	at UIC *	56
2/9	39	Green Bay *	50
2/10	69	Milwaukee *	35
2/15	55	Louisville	57
2/18	59	at Xavier *	69
2/23	74	La Salle *	80
2/26	83	Cleveland State *	67
3/1	67	at Detroit *	54
3/5	69	at Xavier #	78

+ Pizza Hut Shocker Shootout

* Midwestern Collegiate Conference game

MCC Play-in game

1995-96

11-16, 5-11 MCC

Coach: Terry Hall

DATE	WSU		OPP
11/25	74	Chicago State	61
11/28	79	Miami (2 ot)	75
12/2	80	at Youngstown State	88
12/5	66	at Eastern Kentucky	63
12/8	59	Wichita State	67
12/13	61	Cincinnati (ot)	56
12/16	71	Morehead State	68
12/18	65	at Louisville	67
12/21	67	Marshall	64
12/29	55	at Dayton	61
1/4	52	Loyola *	63
1/6	66	at Detroit *	70
1/10	62	at UIC *	70
1/13	60	Green Bay *	64
1/15	63	Milwaukee *	62
1/21	66	Butler *	54
1/27	67	at Cleveland State *	80
2/1	71	Northern Illinois *	81
2/3	52	UIC *	64
2/8	45	at Green Bay *	70
2/10	60	at Milwaukee *	47
2/16	71	at Butler *	95
2/21	69	Cleveland State *	61
2/24	67	at Northern Illinois *	81
2/28	78	at Loyola *	59
3/3	69	Detroit *	76
3/7	64	Butler #	70

* Midwestern Collegiate Conference game

MCC Tournament (Green Bay, WI)

1996-97

6-21, 4-12 MCC

Coach: Terry Hall

DATE	WSU		OPP
11/26	67	Youngstown State	85
11/30	56	at Chicago State	78
12/4	51	Eastern Kentucky	76
12/7	41	at Miami	66
12/10	54	Dayton	68
12/14	39	at Hawaii +	76
12/15	45	Mississippi +	76
12/28	70	at Morehead State	66
12/30	49	at Cincinnati	81
1/2	41	Cleveland State *	51
1/4	55	at Loyola * (2 ot)	59
1/6	65	at UIC * (ot)	74
1/9	46	Detroit *	56
1/11	37	at Green Bay *	69
1/13	56	at Milwaukee *	81
1/18	46	Butler *	72
1/29	61	at Northern Illinois *	65
2/1	66	UIC *	41
2/6	55	Green Bay *	62
2/8	60	Milwaukee *	44
2/13	60	at Butler *	71
2/18	68	West Virginia	60
2/20	63	at Cleveland State *	64
2/23	67	Northern Illinois *	54
2/27	71	Loyola *	62
3/1	60	at Detroit *	99
3/6	47	Detroit #	86

+ Hawaii Invitational

* Midwestern Collegiate Conference game

MCC Tournament (Green Bay, WI)

1997-98

9-18, 5-9 MCC

Coach: Lisa Fitch

DATE	WSU		OPP
11/16	51	at West Virginia	69
11/20	47	at Akron	64
11/22	55	at Youngstown State	63
11/26	73	Louisville	86
11/29	98	Morehead State	75
12/6	50	at Miami	56
12/10	59	at Dayton	71
12/13	70	Chicago State	60
12/19	62	Belmont +	55
12/20	46	at Indiana +	68
12/22	73	at Ball State	64
12/31	66	Eastern Michigan	68
1/5	49	Detroit *	58
1/8	44	at Green Bay *	52
1/10	60	at Milwaukee *	68
1/15	70	UIC *	37
1/17	69	Loyola *	41
1/24	47	at Butler *	72
1/29	56	at Detroit *	93
1/31	70	at Cleveland State *	86
2/5	56	Milwaukee *	42
2/7	44	Green Bay *	46
2/12	54	at Loyola *	60
2/14	52	at UIC *	50
2/21	64	Butler *	82
2/26	57	Cleveland State *	47
3/5	56	Cleveland State #	63

+ Hampton Inn/Fazoli's Classic (Bloomington, IN)

* Midwestern Collegiate Conference game

MCC Tournament (Indianapolis, IN)



1998-99

7-20, 3-11 MCC

Coach: Lisa Fitch

DATE	WSU	OPP
11/14	66	at Youngstown State
11/17	57	at Xavier
11/21	65	Canisius
11/25	42	at Cincinnati
12/5	62	Miami
12/9	54	Dayton
12/11	48	Indiana +
12/12	67	at Stetson +
12/18	56	at Louisville
12/21	62	Ball State
12/29	88	at Morehead State
1/7	45	Green Bay *
1/9	66	Milwaukee *
1/12	52	at Loyola *
1/14	60	at UIC *
1/19	63	at Denver
1/23	43	Butler *
1/28	52	Detroit *
1/30	63	Cleveland State *
2/4	41	at Milwaukee *
2/6	43	at Green Bay *
2/11	87	Loyola * (2 ot)
2/13	50	UIC *
2/20	66	at Butler *
2/25	66	at Cleveland State *
2/27	51	at Detroit *
3/4	52	Green Bay #

+ Hatter Classic (DeLand, FL)

* Midwestern Collegiate Conference game

MCC Tournament (Cleveland, OH)

2000-01

6-22, 3-11 MCC

Coach: Lisa Fitch

DATE	WSU	OPP
11/17	59	Dayton
11/21	76	at Indiana State
11/25	72	at Ohio
11/28	73	Ball State
12/2	63	at Miami
12/8	63	Akron +
12/9	46	at Hawaii +
12/13	81	Marshall
12/16	52	Bowling Green
12/19	69	at West Virginia
12/23	58	at Youngstown State
12/31	51	St. Bonaventure
1/4	56	at Morehead State
1/11	55	at UIC *
1/14	58	at Loyola *
1/20	56	at Butler *
1/25	79	Detroit * (ot)
1/27	61	Cleveland State *
2/1	59	at Milwaukee *
2/3	53	at Green Bay *
2/8	66	Loyola *
2/10	65	UIC *
2/17	68	Butler *
2/22	59	at Cleveland State *
2/24	59	at Detroit *
3/1	46	Green Bay *
3/4	52	Milwaukee *
3/8	34	Milwaukee #

+ Hawaii Invitational (Honolulu, HI)

* Midwestern Collegiate Conference game

MCC Tournament (Chicago, IL)

2002-03

11-17, 8-8 Horizon

Coach: Bridgett Williams

DATE	WSU	OPP
11/22	39	at #5 Connecticut
11/26	69	at Stony Brook
11/29	69	at Florida State
12/4	72	Dayton
12/7	69	at Miami
12/10	68	Texas A&M
12/18	53	at West Virginia
12/21	46	Ball State
12/28	54	#11 Minnesota
12/31	65	IPFW
1/2	66	at UIC *
1/4	57	Loyola *
1/9	70	at Detroit *
1/11	68	Cleveland State *
1/16	82	at Butler *
1/23	65	Milwaukee *
1/25	73	#16 Green Bay *
1/28	84	at Tennessee State
2/1	68	at Youngstown State *
2/5	57	UIC *
2/8	65	at Loyola *
2/15	58	at Cleveland State *
2/17	67	Detroit *
2/20	63	Butler *
2/24	69	Youngstown State *
2/27	75	at Milwaukee *
3/1	68	at #22 Green Bay *
3/6	65	Loyola #

* Horizon League game

Horizon League Tournament (Green Bay, WI)

1999-2000

8-20, 5-9 MCC

Coach: Lisa Fitch

DATE	WSU	OPP
11/20	46	at Dayton
11/23	56	Xavier
11/26	49	at Colorado +
11/27	44	Washington State +
12/1	52	Miami
12/6	69	Morehead State
12/9	62	at St. Bonaventure
12/11	43	at Canisius
12/15	60	Denver
12/18	69	Indiana State
12/20	60	at Ball State
12/30	73	Youngstown State (ot)
1/13	49	UIC *
1/15	77	Loyola *
1/22	66	at Butler *
1/27	33	at Detroit *
1/29	67	at Cleveland State *
2/3	65	Milwaukee * (ot)
2/5	57	Green Bay *
2/10	50	at Loyola *
2/12	61	at UIC *
2/17	58	Butler *
2/24	64	Cleveland State *
2/26	84	Detroit *
3/2	49	at Green Bay *
3/4	68	at Milwaukee *
3/9	82	at Detroit #
3/10	68	Cleveland State # (2 ot)

+ Coors Classic (Boulder, CO)

* Midwestern Collegiate Conference game

2001-02

6-22, 4-12 Horizon

Coach: Bridgett Williams

DATE	WSU	OPP
11/16	54	at Ball State
11/20	73	Miami
11/24	65	at Texas A&M +
11/25	49	Jackson State +
11/28	53	West Virginia
12/1	78	at IPFW
12/3	59	at UIC *
12/6	75	Morehead State
12/12	78	Ohio
12/15	83	at Bowling Green
12/18	34	at Dayton
12/31	39	#1 Connecticut
1/5	49	at Detroit *
1/7	72	at Cleveland State *
1/10	52	Milwaukee *
1/12	47	Green Bay *
1/19	53	at Loyola *
1/24	61	at Youngstown State *
1/26	77	Butler *
1/31	76	Cleveland State *
2/2	65	Detroit *
2/7	47	at Milwaukee *
2/9	44	at Green Bay *
2/14	60	UIC *
2/16	44	Loyola *
2/21	77	at Butler *
2/24	66	Youngstown State *
2/27	61	Butler #

+ Aggie Invitational (College Station, TX)

* Horizon League game

Horizon League Tournament (Chicago, IL)

2003-04

9-20, 5-11 Horizon

Coach: Bridgett Williams

DATE	WSU	OPP
11/22	79	Tennessee State
11/25	61	at Ohio
11/28	52	at Indiana State
12/1	69	Eastern Kentucky
12/4	38	West Virginia
12/9	58	at Dayton
12/13	62	Central Michigan
12/16	59	Akron
12/18	45	at Ohio State
12/21	94	Morehead State
12/30	64	at Butler *
1/5	76	Green Bay *
1/8	72	at Cleveland State *
1/10	61	at Youngstown State *
1/17	61	at UIC *
1/19	50	Detroit *
1/22	61	Milwaukee *
1/24	61	at Loyola *
1/31	43	Butler *
2/5	47	at Milwaukee *
2/7	64	at Green Bay *
2/12	42	Youngstown State *
2/14	54	UIC *
2/19	65	at Detroit *
2/23	69	at IPFW
2/26	80	Loyola *
2/28	68	Cleveland State *
3/2	58	Youngstown State # (ot)
3/4	57	at Green Bay #

* Horizon League game

Horizon League Tournament



WRIGHT STATE

2004-05

19-11, 11-5 Horizon

Coach: Bridgett Williams

DATE	WSU	OPP	OPP
11/21	74	at Morehead State	58
11/24	98	IPFW	76
11/28	97	Ohio	84
12/1	62	Miami	66
12/4	63	at Central Michigan (ot)	74
12/7	55	Dayton (ot)	65
12/11	60	Indiana State	52
12/14	55	at Akron	49
12/17	74	at Cal St. Northridge	84
12/20	68	at Pepperdine +	79
12/21	64	BYU +	56
12/29	60	Butler * (ot)	59
1/3	54	at Green Bay *	69
1/6	81	Cleveland State *	52
1/8	65	Youngstown State *	38
1/13	48	at Detroit *	46
1/15	51	UIC *	56
1/20	58	at Milwaukee *	69
1/27	64	Loyola *	55
1/29	74	at Butler *	59
2/3	53	Milwaukee *	57
2/5	46	Green Bay *	73
2/9	61	at Youngstown State *	51
2/12	58	at UIC *	57
2/17	53	Detroit *	37
2/24	80	at Loyola *	53
2/26	61	at Cleveland State *	57
3/3	66	Youngstown State #	52
3/6	77	Detroit #	66
3/7	48	Green Bay #	58

+Hilton Woodland Hills Beach Classic (Malibu, CA)

*Horizon League game

#Horizon League Tournament (Dayton, OH)

2005-06

12-16, 8-8 Horizon

Coach: Bridgett Williams

DATE	WSU	OPP	OPP
11/20	56	at Virginia	74
11/22	80	at Longwood	77
11/26	47	Montana +	57
11/27	65	Western Carolina +	63
11/30	70	at Miami	60
12/6	59	at Dayton	63
12/10	66	at Toledo	69
12/13	66	Marshall	72
12/17	77	Ball State	74
12/20	48	Seton Hall	64
12/31	65	Youngstown State *	62
1/5	61	at Milwaukee *	64
1/7	56	at Green Bay *	68
1/11	80	Loyola *	55
1/14	56	Butler *	78
1/16	59	at Detroit *	68
1/21	77	at Loyola * (ot)	85
1/23	69	at UIC *	59
1/26	69	Milwaukee *	67
1/28	67	at Butler *	71
2/2	65	at Cleveland State *	52
2/4	67	at Youngstown State *	60
2/7	48	at #7 Ohio State	79
2/9	45	Detroit *	55
2/16	68	UIC *	53
2/20	59	Cleveland State *	51
2/23	57	Green Bay *	66
3/2	78	at UIC # (ot)	80

+Seminole Classic (Tallahassee, FL)

*Horizon League game

#Horizon League Tournament (Chicago, IL)

2006-07

10-18, 8-8 Horizon

Coach: Bridgett Williams

DATE	WSU	OPP	OPP
11/18	68	at Ball State	75
11/21	63	Miami	90
11/24	52	Indiana +	73
11/25	56	Nicholls State +	65
11/29	59	Toledo	62
12/2	52	Longwood	45
12/5	46	at Canisius	66
12/9	59	Eastern Michigan	76
12/14	49	Wake Forest	55
12/19	54	at Marshall	62
12/22	60	Dayton	59
12/28	57	at Youngstown State *	52
12/30	47	at Cleveland State *	60
1/6	76	Butler *	71
1/11	69	Loyola *	76
1/13	46	UIC *	68
1/20	67	at Detroit *	51
1/25	65	Milwaukee *	75
1/27	53	Green Bay *	67
2/3	56	at Butler *	68
2/8	55	at UIC *	63
2/10	66	at Loyola *	60
2/15	65	Detroit *	54
2/22	42	at Green Bay *	73
2/24	65	at Milwaukee *	51
3/1	63	Cleveland State *	55
3/3	47	Youngstown State *	40
3/7	79	at Milwaukee # (ot)	83

+UM Thanksgiving Tournament (Coral Gables, FL)

*Horizon League game

#Horizon League Tournament (Milwaukee, WI)

2007-08 HORIZON LEAGUE WOMEN'S BASKETBALL PRESEASON POLL

(First Place Votes)

Player	Points
1. Milwaukee (13)	253
2. Green Bay (9)	244
3. Butler (5)	238
4. UIC (1)	176
5. Valparaiso	152
6. Youngstown State	118
7. Wright State	104
8. Cleveland State	102
9. Detroit	78
10. Loyola	75

2007-08 FIRST AND SECOND ALL-LEAGUE TEAMS

FIRST TEAM

Player	Team	Points
Traci Edwards	Milwaukee	267
Lade Akande	Butler	236
Joyce Massey	Detroit	169
Rachel Porath	Green Bay	167
Kailey Klein	Cleveland State	126

SECOND TEAM

Player	Team	Points
Whitney Lewis	Wright State	99
Susan Lester	Butler	97
Jessie Miller	UIC	93
Maggie McCloskey	Loyola	79
Heather Karner	Youngstown State	51

Opponent Information



School: Ball State
 Location: Muncie, IN
 Founded: 1918
 Enrollment: 17,728
 President: Dr. Jo Ann M. Gora
 Athletic Director: Tom Collins
 Nickname: Cardinals
 Colors: Cardinal and White
 Conference: Mid-American
 Arena: John E. Worthen Arena (11,500)
 Head Coach: Tracy Roller
 Alma Mater/Year: Eastern Illinois/1992
 Record at School: 115-66 (6 years)
 Record Overall: 115-66 (6 years)
 Associate Head Coach:
 Lisa McDonald
 Assistant Coaches: Marsha Frese, Charlie Hall
 2006-07 Record: 24-7
 Conference Record/Finish: 13-3/1st in West
 Starters Returning/Lost: 4/1
 Media Contact: Matt McCollester
 Office Number: (765) 285-8242
 FAX (765) 285-8929
 E-Mail: mjmccolleste@bsu.edu
 Web site: www.ballstatesports.com
 Pressrow: (765) 285-8930

NOVEMBER		
10	Louisville	1 pm
12	at Wright State	7 pm
17	Indiana	7 pm
23	vs. Vermont	7 pm
24	vs. Northern Arizona/Fairleigh Dickinson	TBA
28	at Temple	7 pm
DECEMBER		
1	at Valparaiso	4 pm
4	Illinois State	7 pm
6	at Indiana State	7 pm
8	at Evansville	6 pm
20	vs. Liberty	7 pm
21	vs. UNLV/Austin Peay	TBA
29	Butler	3 pm
JANUARY		
9	at Western Michigan *	TBA
12	at Northern Illinois *	TBA
15	Eastern Michigan *	TBA
19	at Toledo *	TBA
23	Central Michigan *	TBA
26	Bowling Green *	TBA
30	at Ohio *	TBA
FEBRUARY		
3	Buffalo *	TBA
9	Akron *	TBA
13	at Miami *	TBA
16	at Kent State *	TBA
19	Toledo *	TBA
23	at Eastern Michigan *	TBA
27	at Central Michigan *	TBA
MARCH		
1	Western Michigan *	TBA
5	Northern Illinois *	7 pm

Home games in bold.



School: Boston College
 Location: Chestnut Hill, MA
 Founded: 1863
 Enrollment: 14,500
 President: Rev. William P. Leahy, S.J.
 Athletic Director: Gene DeFilippo
 Nickname: Eagles
 Colors: Maroon and Gold
 Conference: Atlantic Coast
 Arena: Silvio O. Conte Forum (8,606)
 Head Coach: Cathy Inglesse
 Alma Mater/Year: So. Conn. St./1980
 Record at School: 239-151 (13 years)
 Record Overall: 359-225 (20 years)
 Assistant Coaches: Yvonne Hawkins, Erik Johnson, Nancy Darsch
 2006-07 Record: 13-16
 Conference Record/Finish: 3-11/10th
 Starters Returning/Lost: 2/3
 Media Contact: Stephanie Tunnera
 Office Number: (617) 552-0524
 FAX (617) 552-4903
 E-Mail: tunnera@bc.edu
 Web site: www.bceagles.com
 Pressrow: (617) 552-8989

NOVEMBER		
9	Wright State	1 pm
14	at Massachusetts	6 pm
20	at Delaware	7 pm
24	at Notre Dame	TBA
27	New Hampshire	7 pm
30	vs. Wagner	6 pm
DECEMBER		
1	vs. Northwestern/Central Michigan	TBA
5	Holy Cross	7 pm
8	Rhode Island	1 pm
11	at Fairfield	7:30 pm
16	La Salle	1 pm
22	Maine	7 pm
28	Colgate	7 pm
31	Northeastern	7 pm
JANUARY		
3	at Virginia Tech *	5:30 pm
6	North Carolina State *	1 pm
10	Maryland *	7 pm
13	Yale	2 pm
17	at North Carolina *	7 pm
20	Wake Forest *	2 pm
28	at Clemson *	7 pm
FEBRUARY		
3	Miami *	2 pm
7	at Duke *	7 pm
10	at North Carolina State *	4:30 pm
14	at Maryland *	7 pm
18	Georgia Tech *	7 pm
21	at Florida State *	7 pm
28	Virginia *	7 pm
MARCH		
2	at Miami *	7 pm

Home games in bold.



School: Butler
 Location: Indianapolis, IN
 Founded: 1855
 Enrollment: 4,415
 President: Dr. Bobby Fong
 Athletic Director: Barry Collier
 Nickname: Bulldogs
 Colors: Blue and White
 Conference: Horizon League
 Arena: Hinkle Fieldhouse (10,000)
 Head Coach: Beth Couture
 Alma Mater/Year: Erskine/1984
 Record at School: 65-81 (5 years)
 Record Overall: 323-198 (18 years)
 Associate Head Coach: Gene Hill
 Assistant Coaches: Amy Cherubini, Rachel Bullard
 2006-07 Record: 16-15
 Conference Record/Finish: 11-5/
 Tied for 2nd
 Starters Returning/Lost: 3/2
 Media Contact: Chris Urban
 Office Number: (317) 940-9994
 FAX (317) 940-9808
 E-Mail: curban@butler.edu
 Web site: www.butlersports.com
 Pressrow: (317) 940-9817

NOVEMBER		
10	Ohio	4:30 pm
13	at Bradley	TBA
17	at Purdue	2 pm
23	vs. Monmouth	5 pm
24	vs. Fordham/Miami (FL)	TBA
DECEMBER		
1	vs. Indiana State	2 pm
3	Oakland City	7 pm
6	Evansville	7 pm
16	Tennessee State	2 pm
20	IPFW	Noon
29	at Ball State	3 pm
JANUARY		
5	at Valparaiso *	2:30 pm
10	at Loyola *	TBA
12	at UIC *	TBA
17	Green Bay *	7 pm
19	Milwaukee *	2 pm
24	at Detroit *	TBA
26	at Wright State *	1 pm
31	Cleveland State *	7 pm
FEBRUARY		
2	Youngstown State *	2 pm
7	UIC *	7 pm
9	Loyola *	2 pm
14	at Milwaukee *	TBA
16	at Green Bay *	4 pm
21	Wright State *	7 pm
23	Detroit *	TBA
28	at Youngstown State *	TBA
MARCH		
1	at Cleveland State *	TBA
8	Valparaiso *	2 pm

Home games in bold.



School: Cal Poly
 Location: San Luis Obispo, CA
 Founded: 1901
 Enrollment: 18,400
 President: Dr. Warren J. Baker
 Athletic Director: Alison Cone
 Nickname: Mustangs
 Colors: Green, Copper and Vegas Gold
 Conference: Big West
 Arena: Mott Gym (3,032)
 Head Coach: Faith Mimnaugh
 Alma Mater/Year: Loyola/1985
 Record at School: 108-166 (10 years)
 Record Overall: 115-228 (13 years)
 Assistant Coaches: Kerri Nakamoto, Julie Shaw, Shandrika Lee
 2006-07 Record: 14-14
 Conference Record/Finish: 9-5/
 Tied for 3rd
 Starters Returning/Lost: 4/1
 Media Contact: Chris Giovannetti
 Office Number: (805) 756-7513
 FAX (805) 756-2650
 E-Mail: cgiovann@calpoly.edu
 Web site: www.gopoly.com
 Pressrow: (805) 756-6751



School: Canisius
 Location: Buffalo, NY
 Founded: 1870
 Enrollment: 3,461
 President: Rev. Vincent M. Cooke, S.J.
 Athletic Director: Bill Maher
 Nickname: Golden Griffins
 Colors: Blue and Gold
 Conference: Metro Atlantic Athletic
 Arena: Koessler Athletic Center (2,176)
 Head Coach: Terry Zeh
 Alma Mater/Year: St. Bonaventure/1990
 Record at School: 55-35 (3 years)
 Record Overall: 55-35 (3 years)
 Assistant Coaches: Beth O'Boyle, Tara Fleming, Chris Arnold
 2006-07 Record: 16-14
 Conference Record/Finish: 8-10/6th
 Starters Returning/Lost: 2/3
 Media Contact: Matt Lozar
 Office Number: (716) 888-3756
 FAX (716) 888-3178
 E-Mail: lozarm@canisius.edu
 Web site: www.gogriffs.com
 Pressrow: (716) 888-2947



School: Cincinnati
 Location: Cincinnati, OH
 Founded: 1819
 Enrollment: 35,244
 President: Dr. Nancy L. Zimpher
 Athletic Director: Mike Thomas
 Nickname: Bearcats
 Colors: Red and Black
 Conference: Big East
 Arena: Fifth Third Arena (13,176)
 Head Coach: J. Kelley Hall
 Record at School: First Year
 Record Overall: 290-118 (13 years)
 Associate Head Coach: Todd Schaefer
 Assistant Coaches: Everett Jackson, Tari Cummings
 2006-07 Record: 15-14
 Conference Record/Finish: 6-10/11th
 Starters Returning/Lost: 2/3
 Media Contact: Lara Thornton
 Office Number: (513) 556-4500
 FAX (513) 556-0619
 E-Mail: Lara.Thornton@uc.edu
 Web site: www.gobearcats.com
 Pressrow: (513) 556-3800

NOVEMBER		
10	at Oregon State	2 pm
13	at San Jose State	10 pm
15	Houston	8 pm
20	at UCLA	10 pm
23	Fairfield	5 pm
24	Wright State	7:30 pm
29	San Diego State	10 pm
DECEMBER		
1	San Diego	5 pm
8	at Loyola Marymount	5 pm
12	Santa Clara	10 pm
15	at San Francisco	10 pm
18	at Pittsburgh	7 pm
JANUARY		
3	at Cal State Northridge *	10 pm
5	at Long Beach State *	8 pm
10	Cal State Fullerton *	10 pm
12	UC Irvine *	7 pm
17	at Cal State Bakersfield	10 pm
19	UC Santa Barbara *	7 pm
24	at Pacific *	10 pm
26	at UC Davis *	10 pm
FEBRUARY		
2	UC Riverside *	7 pm
7	at UC Irvine *	10 pm
9	at Cal State Fullerton *	8 pm
14	Cal State Bakersfield	10 pm
16	at UC Santa Barbara	5 pm
21	UC Davis *	10 pm
23	Pacific *	7 pm
27	at UC Riverside *	10 pm
MARCH		
6	Long Beach State *	10 pm
8	Cal State Northridge *	7 pm
Home games in bold.		

NOVEMBER		
9	at West Virginia	TBA
12	Colgate	TBA
20	Binghamton	7 pm
24	at Buffalo	5 pm
27	at Notre Dame	7 pm
DECEMBER		
1	at Wright State	1 pm
7	at Rider *	7 pm
9	at Loyola *	TBA
15	St. Bonaventure	2 pm
19	at St. Louis	8 pm
21	at Missouri State	8 pm
29	at Maryland-Eastern Shore	2 pm
JANUARY		
2	Rhode Island	7 pm
6	at Siena *	TBA
10	Fairfield *	noon
12	Iona *	2 pm
18	Niagara (ESPNU) *	4:30 pm
21	at Marist *	TBA
25	Manhattan *	7 pm
27	Saint Peters *	2 pm
FEBRUARY		
1	at Manhattan *	TBA
3	at Fairfield *	1 pm
8	Siena *	7 pm
10	Marist *	2 pm
15	at Saint Peters *	7 pm
17	at Iona *	2 pm
22	Rider *	7 pm
24	Loyola *	2 pm
MARCH		
1	at Niagara *	TBA
6-9	MAAC Championships (Albany, NY)	TBA
Home games in bold.		

NOVEMBER		
13	Michigan	7 pm
16	Valparaiso	4 pm
19	Duquesne	7 pm
21	McNeese State	7 pm
26	Presbyterian	4 pm
29	at Dayton	7 pm
DECEMBER		
1	at Xavier	1 pm
11	Wright State	7 pm
15	Youngstown State	2 pm
17	Central Michigan	7 pm
20	Indiana	7 pm
29	at Tennessee Tech	TBA
JANUARY		
5	at Seton Hall *	2 pm
8	Georgetown *	7 pm
12	Pittsburgh *	TBA
15	at Louisville *	TBA
19	at Connecticut *	Noon
22	Rutgers *	7 pm
26	at DePaul *	TBA
30	Louisville *	7 pm
FEBRUARY		
2	Notre Dame *	TBA
5	at Marquette *	TBA
9	South Florida *	2 pm
16	at Villanova *	2 pm
19	West Virginia *	7 pm
23	at Syracuse *	1 pm
MARCH		
1	St. John's *	2 pm
3	at Providence *	TBA
Home games in bold.		



School: Cleveland State
 Location: Cleveland, OH
 Founded: 1929
 Enrollment: 16,245
 President: Dr. Michael Schwartz
 Athletic Director: Lee Reed
 Nickname: Vikings
 Colors: Forest Green and White
 Conference: Horizon League
 Arena: Henry J. Goodman Arena
 (13,610)
 Head Coach: Kate Peterson Abiad
 Alma Mater/Year: UW-Stevens
 Point/1991
 Record at School: 28-87 (4 years)
 Record Overall: 28-87 (4 years)
 Assistant Coaches: Oties Epps,
 Angie Russell, Annie Thomas
 2006-07 Record: 8-22
 Conference Record/Finish: 5-11/7th
 Starters Returning/Lost: 3/2
 Media Contact: Greg Murphy
 Office Number: (216) 687-5288
 FAX (216) 523-7257
 E-Mail: g.j.murphy@csuohio.edu
 Web site: www.csuvikings.com
 Pressrow: (216) 687-4819

NOVEMBER		
9	Wisconsin	7 pm
17	Akron	3 pm
20	at Alaska Anchorage	10 pm
21	vs. Bradley/Santa Clara	TBA
26	Ohio	7 pm
DECEMBER		
1	at Miami	TBA
5	at IUPUI	TBA
15	at Buffalo	TBA
17	at Niagara	7 pm
21	at Colgate	TBA
29	American	3 pm
JANUARY		
3	Loyola *	5 pm
5	UIC *	5 pm
10	at Green Bay *	8 pm
12	at Milwaukee *	3 pm
17	Detroit *	5 pm
19	Wright State *	5 pm
26	Youngstown State *	5 pm
31	at Butler *	7 pm
FEBRUARY		
2	at Valparaiso *	2:30 pm
7	Milwaukee *	5 pm
9	Green Bay *	1 pm
14	at Wright State *	5:30 pm
16	at Detroit *	TBA
23	at Youngstown State *	2 pm
28	Valparaiso *	7 pm
MARCH		
1	Butler *	3 pm
6	at UIC *	TBA
8	at Loyola *	TBA

Home games in bold.



School: Dayton
 Location: Dayton, OH
 Founded: 1850
 Enrollment: 6,900
 President: Dr. Daniel J. Curran
 Athletic Director: Ted Kissell
 Nickname: Flyers
 Colors: Red and Blue
 Conference: Atlantic 10
 Arena: UD Arena (13,409)
 Head Coach: Jim Jabir
 Alma Mater/Year: Nazareth/1984
 Record at School: 45-72 (4 years)
 Record Overall: 264-295 (19 years)
 Assistant Coaches: Susan Blauser,
 Kyle Rechlicz and Lesley Dickinson
 2006-07 Record: 12-19
 Conference Record/Finish: 6-8/9th
 Starters Returning/Lost: 4/1
 Media Contact: Bill Thomas
 Office Number: (937) 229-4419
 FAX (937) 229-4461
 E-Mail: william.thomas@notes.
 udayton.edu
 Web site: www.daytonflyers.com
 Pressrow: (937) 449-2855

NOVEMBER		
9	vs. Northwestern	8 pm
10	at New Mexico	10 pm
11	vs. Western Michigan	2 pm
17	at Loyola	8 pm
19	at Milwaukee	8 pm
25	at San Diego	4 pm
29	Cincinnati	7 pm
DECEMBER		
2	Akron	2 pm
5	Indiana	5:15 pm
8	at Drexel	1 pm
16	Wright State	2 pm
18	Clemson	7 pm
21	at Eastern Michigan	2 pm
29	Cornell	3 pm
30	Central Michigan/Texas A&M-CC	TBA
JANUARY		
2	at St. Francis (PA)	7 pm
12	Temple *	TBA
16	at La Salle *	TBA
19	at Duquesne *	TBA
23	Charlotte *	TBA
26	at St. Joseph's *	TBA
29	at George Washington *	TBA
FEBRUARY		
3	St. Bonaventure *	5 pm
9	at Fordham *	TBA
14	Xavier *	TBA
17	Rhode Island *	TBA
20	Richmond *	TBA
23	at Massachusetts *	TBA
27	at Xavier *	TBA
MARCH		
1	St. Louis *	TBA

Home games in bold.



School: Detroit
 Location: Detroit, MI
 Founded: 1877
 Enrollment: 5,600
 President: Fr. Gerard L. Stockhausen,
 S.J.
 Athletic Director: Keri Gaither
 Nickname: Titans
 Colors: Red, White and Blue
 Conference: Horizon League
 Arena: Calihan Hall (8,295)
 Head Coach: Mickey Barrett
 Record at School: 40-76 (4 years)
 Record Overall: 40-76 (4 years)
 Assistant Coaches: Tonya Edwards,
 Lee Piepho
 2006-07 Record: 5-26
 Conference Record/Finish: 1-15/9th
 Starters Returning/Lost: 5/0
 Media Contact: Maggie Walsh
 Office Number: (313) 993-1745
 FAX (313) 993-1765
 E-Mail: walshmm@udmercy.edu
 Web site: www.detroittitans.com
 Pressrow: (313) 993-1750

NOVEMBER		
9	at Western Carolina	7 pm
11	at Auburn	3 pm
14	Eastern Michigan	7 pm
20	at Buffalo	7 pm
30	at Northern Iowa	8 pm
DECEMBER		
2	at Iowa	2 pm
5	at Toledo	7 pm
8	Albany	1:30 pm
18	Toledo	7 pm
21	at IPFW	7 pm
JANUARY		
3	Green Bay *	7 pm
5	Milwaukee *	2 pm
9	IPFW	7 pm
12	Wright State *	1:30 pm
17	at Cleveland State *	5 pm
19	at Youngstown State *	TBA
24	Butler *	7 pm
26	Valparaiso *	1:30 pm
31	at Loyola *	TBA
FEBRUARY		
2	at UIC *	TBA
9	at Wright State *	1 pm
14	Youngstown State *	5:30 pm
16	Cleveland State *	1:30 pm
21	at Valparaiso *	7 pm
23	at Butler *	TBA
28	UIC *	7 pm
MARCH		
1	Loyola *	2 pm
6	at Milwaukee *	8 pm
8	at Green Bay *	4 pm

Home games in bold.



WRIGHT STATE



School: Eastern Michigan
 Location: Ypsilanti, MI
 Founded: 1849
 Enrollment: 24,000
 President: Dr. John A. Fallon, III
 Athletic Director: Dr. Derrick Gragg
 Nickname: Eagles
 Colors: Green and White
 Conference: Mid-American
 Arena: Convocation Center (8,824)
 Head Coach: AnnMarie Gilbert
 Alma Mater/Year: Oberlin/1991
 Record at School: First Year
 Record Overall: 58-136 (8 years)
 Assistant Coaches: Leonard Drake,
 LaTonya Tate, Darin Thrun
 2006-07 Record: 16-13
 Conference Record/Finish: 10-6/2nd
 in West
 Starters Returning/Lost: 2/3
 Media Contact: Greg Steiner
 Office Number: (734) 487-0317
 FAX (734) 485-3840
 E-Mail: gsteiner2@emich.edu
 Web site: www.emueagles.com
 Pressrow: (734) 484-0612/0637

NOVEMBER		
14	at Detroit	7 pm
17	Wright State	2 pm
23	vs. Alabama	1 pm
24	vs. Washington State/NC State	TBA
29	at Weber State	9 pm
DECEMBER		
2	Illinois State	2 pm
6	at Florida Atlantic	7 pm
8	at Florida International	1 pm
21	Dayton	TBA
28	at Duquesne	TBA
JANUARY		
5	at Utah	6 pm
9	Northern Illinois *	7 pm
12	Toledo *	2 pm
15	at Ball State *	7 pm
19	at Central Michigan *	TBA
23	Western Michigan *	7 pm
26	at Buffalo *	TBA
29	Miami *	7 pm
FEBRUARY		
2	Kent State *	2 pm
9	at Ohio *	TBA
12	Akron *	7 pm
16	at Bowling Green *	TBA
19	at Western Michigan *	7 pm
23	Ball State *	2 pm
27	at Toledo *	7 pm
MARCH		
1	at Northern Illinois *	TBA
5	Central Michigan *	7 pm

Home games in bold.



School: Evansville
 Location: Evansville, IN
 Founded: 1854
 Enrollment: 2,434
 President: Dr. Stephen Jennings
 Athletic Director: John Stanley
 Nickname: Purple Aces
 Colors: Purple, Orange and White
 Conference: Missouri Valley
 Arena: Roberts Stadium (11,600)
 Head Coach: Tricia Cullop
 Alma Mater/Year: Purdue/1993
 Record at School: 102-98 (7 years)
 Record Overall: 102-98 (7 years)
 Assistant Coaches: Darrah Metz,
 Todd Mitmesser, Deak Weaver
 2006-07 Record: 19-12
 Conference Record/Finish: 11-7/4th
 Starters Returning/Lost: 5/0
 Media Contact: Tom Benson
 Office Number: (812) 488-1152
 FAX (812) 488-2090
 E-Mail: tb39@evansville.edu
 Web site: www.gopurpleaces.com
 Pressrow: (812) 488-1405

NOVEMBER		
9	Marshall	6 pm
19	at Morehead State	7 pm
24	at East Tennessee State	2 pm
27	Tennessee Tech	Noon
DECEMBER		
2	IUPUI	3 pm
6	at Butler	7 pm
8	Ball State	6 pm
21	at Wright State	7 pm
JANUARY		
3	Illinois State *	8 pm
5	Indiana State *	3 pm
10	at Missouri State *	TBA
12	at Wichita State *	2 pm
17	Creighton *	8 pm
20	Drake *	3 pm
24	at Lipscomb	8 pm
26	Southern Illinois *	TBA
31	at Bradley *	TBA
FEBRUARY		
2	at Northern Iowa *	5 pm
8	Wichita State *	8:30 pm
10	Missouri State *	3 pm
14	at Drake *	TBA
17	at Creighton *	1 pm
22	at Southern Illinois *	8 pm
28	Northern Iowa *	8 pm
MARCH		
1	Bradley *	3 pm
6	at Indiana State *	TBA
8	at Illinois State *	5 pm

Home games in bold.



School: Green Bay
 Location: Green Bay, WI
 Founded: 1965
 Enrollment: 5,416
 Chancellor: Dr. Bruce Shepard
 Athletic Director: Ken Bothof
 Nickname: Phoenix
 Colors: Green, Silver and Red
 Conference: Horizon League
 Arena: Kress Center (4,000)
 Head Coach: Matt Bollant
 Alma Mater/Year: Winona
 State/1994
 Record at School: First Year
 Record Overall: 134-38 (5 years)
 Assistant Coaches: Autumn
 Rademacher, Kris Johnson, Sarah
 Bronk
 2006-07 Record: 29-4
 Conference Record/Finish: 16-0/1st
 Starters Returning/Lost: 2/3
 Media Contact: Sheila Blackman
 Office Number: (920) 465-5759
 FAX (920) 465-2357
 E-Mail: blackmas@uwgb.edu
 Web site: www.uwgbathletics.com
 Pressrow: (920) 465-2918

NOVEMBER		
9	at Drake	8 pm
15	at Illinois State	TBA
17	at Missouri State	2 pm
28	Northern Illinois	8 pm
DECEMBER		
1	Marquette	4 pm
5	Kansas State	8 pm
11	at Wisconsin	TBA
15	Northern Arizona	4 pm
20	Arizona	8 pm
22	North Dakota State	8 pm
29	at Southern Illinois	3:30 pm
JANUARY		
3	at Detroit *	7 pm
5	at Wright State *	1 pm
10	Cleveland State *	8 pm
12	Youngstown State *	4 pm
17	at Butler *	7 pm
19	at Valparaiso *	2:30 pm
23	Loyola *	8 pm
26	UIC *	8 pm
FEBRUARY		
2	at Milwaukee *	3 pm
7	at Youngstown State *	TBA
9	at Cleveland State *	1 pm
14	Valparaiso *	8 pm
16	Butler *	4 pm
21	at UIC *	8 pm
23	at Loyola *	TBA
MARCH		
1	Milwaukee *	4 pm
6	Wright State *	8 pm
8	Detroit *	4 pm

Home games in bold.



School: UIC
 Location: Chicago, IL
 Founded: 1896
 Enrollment: 24,541
 Chancellor: Dr. Sylvia Manning
 Athletic Director: James Schmidt
 Nickname: Flames
 Colors: Navy Blue and Fire Engine Red
 Conference: Horizon League
 Arena: UIC Pavilion (8,000)
 Head Coach: Lisa Ryckbosch
 Alma Mater/Year: Loyola/1984
 Record at School: 78-69 (5 years)
 Record Overall: 78-69 (5 years)
 Assistant Coaches: Kevin McManaman,
 Amanda Reese, Latasha White
 2006-07 Record: 19-13
 Conference Record/Finish: 11-5/2nd
 Starters Returning/Lost: 2/3
 Media Contact: Beth Usewicz
 Office Number: (312) 996-5881
 FAX (312) 996-5882
 E-Mail: bethu@uic.edu
 Web site: www.uicflames.com
 Pressrow: (312) 413-5712

NOVEMBER		
9	at Central Michigan	TBA
14	Northwestern	8 pm
17	at Bradley	TBA
20	Eastern Illinois	8 pm
25	Northern Illinois	6 pm
29	at DePaul	TBA
DECEMBER		
2	at Illinois	TBA
8	at Western Michigan	TBA
18	vs. LSU	TBA
19	vs. Southern Mississippi	TBA
28	Bucknell	8 pm
JANUARY		
3	at Youngstown State *	TBA
5	at Cleveland State *	TBA
10	Valparaiso *	8 pm
12	Butler *	TBA
19	Loyola *	TBA
23	at Milwaukee *	8 pm
26	at Green Bay *	8 pm
31	Wright State *	8 pm
FEBRUARY		
2	Detroit *	TBA
7	at Butler *	TBA
9	at Valparaiso *	TBA
16	at Loyola *	TBA
21	Green Bay *	8 pm
23	Milwaukee *	TBA
28	at Detroit *	TBA
MARCH		
2	at Wright State *	1 pm
6	Cleveland State *	8 pm
8	Youngstown State *	TBA

Home games in bold.



School: Loyola
 Location: Chicago, IL
 Founded: 1870
 Enrollment: 14,764
 President: Fr. Michael Garanzini, S.J.
 Athletic Director: John Planek
 Nickname: Ramblers
 Colors: Maroon and Gold
 Conference: Horizon League
 Arena: Joseph J. Gentile Center (5,500)
 Head Coach: Shannon Reidy
 Alma Mater/Year: Lake Forest/1994
 Record at School: 11-46 (2 years)
 Record Overall: 11-46 (2 years)
 Assistant Coaches: Brent Brown,
 Eric Simpson, Glamora Maeweather
 2006-07 Record: 7-21
 Conference Record/Finish: 5-11/
 Tied for 6th
 Starters Returning/Lost: 3/2
 Media Contact: Leo Krause
 Office Number: (773) 508-2497
 FAX (773) 508-3855
 E-Mail: lkrause@luc.edu
 Web site: www.loyolaramblers.com
 Pressrow: (773) 274-3550

NOVEMBER		
10	Robert Morris (IL)	6 pm
12	at Marquette	8 pm
17	Dayton	8 pm
20	Chicago State	8 pm
25	at Northwestern	3 pm
29	at Illinois State	8 pm
DECEMBER		
1	at Eastern Illinois	8 pm
5	Bradley	8 pm
8	at DePaul	1 pm
20	vs. Memphis	5 pm
21	vs. Florida Gulf Coast/UTPA	TBA
JANUARY		
3	at Cleveland State *	5 pm
5	at Youngstown State	3:30 pm
10	Butler *	8 pm
12	Valparaiso *	3 pm
19	at UIC *	6 pm
23	at Green Bay *	8 pm
26	at Milwaukee *	3 pm
31	Detroit *	5:45 pm
FEBRUARY		
2	Wright State *	5 pm
7	at Valparaiso *	8 pm
9	at Butler *	2 pm
16	UIC *	3 pm
21	Milwaukee *	8 pm
23	Green Bay *	3 pm
28	at Wright State *	7 pm
MARCH		
1	at Detroit *	2 pm
6	Youngstown State *	8 pm
8	Cleveland State *	3 pm

Home games in bold.



School: Miami
 Location: Oxford, OH
 Founded: 1809
 Enrollment: 16,300
 President: Dr. David C. Hodge
 Athletic Director: Brad Bates
 Nickname: RedHawks
 Colors: Red and White
 Conference: Mid-American
 Arena: Millett Hall (6,400)
 Head Coach: Maria Fantanarosa
 Alma Mater/Year: Miami/1990
 Record at School: 138-122 (9 years)
 Record Overall: 145-142 (10 years)
 Assistant Coaches: Lisa Hayden,
 Heather Oesterle, Colleen Day
 2006-07 Record: 12-18
 Conference Record/Finish: 6-10/4th
 in East
 Starters Returning/Lost: 5/0
 Media Contact: John Berry
 Office Number: (513) 529-7029
 FAX (513) 529-6729
 E-Mail: berryjm2@muohio.edu
 Web site: www.muredhawks.com
 Pressrow: (513) 529-7276

NOVEMBER		
9	at Notre Dame	TBA
21	Wright State	7 pm
24	at IPFW	1 pm
28	at Murray State	8 pm
DECEMBER		
1	Cleveland State	2 pm
5	Robert Morris	7 pm
8	at Youngstown State	7 pm
16	Illinois State	2 pm
19	IUPUI	7 pm
29	at Texas-San Antonio	5 pm
30	vs. Chattanooga	3 pm
JANUARY		
2	Temple	7 pm
9	Buffalo *	7 pm
12	at Kent State *	2 pm
16	Akron *	7 pm
19	at Ohio *	TBA
22	at Bowling Green *	7 pm
26	Northern Illinois *	2 pm
29	at Eastern Michigan *	7 pm
FEBRUARY		
2	at Central Michigan *	TBA
9	Western Michigan *	2 pm
13	Ball State *	7 pm
16	at Toledo *	TBA
20	at Buffalo *	7 pm
23	Bowling Green *	2 pm
27	Kent State *	7 pm
MARCH		
1	at Akron *	TBA
5	Ohio *	TBA

Home games in bold.



WRIGHT STATE



School: Milwaukee
 Location: Milwaukee, WI
 Founded: 1885
 Enrollment: 28,000
 Chancellor: Dr. Carlos Santiago
 Athletic Director: Bud Haidet
 Nickname: Panthers
 Colors: Black and Gold
 Conference: Horizon League
 Arena: Klotsche Center (5,000)
 Head Coach: Sandy Botham
 Alma Mater/Year: Notre Dame/1988
 Record at School: 180-135 (11 years)
 Record Overall: 202-139 (12 years)
 Assistant Coaches: John Motherwell,
 Sheila Roux, TBA
 2006-07 Record: 15-16
 Conference Record/Finish: 10-6/4th
 Starters Returning/Lost: 4/1
 Media Contact: Kevin Conway
 Office Number: (414) 229-2413
 FAX (414) 229-5749
 E-Mail: conway2@uwm.edu
 Web site: www.uwmpanthers.com
 Pressrow: (414) 229-6276



School: North Dakota State
 Location: Fargo, ND
 Founded: 1890
 Enrollment: 12,258
 President: Dr. Joseph A. Chapman
 Athletic Director: Gene Taylor
 Nickname: Bison
 Colors: Green and Yellow
 Conference: Summit League
 Arena: Bison Sports Arena (6,000)
 Head Coach: Amy Ruley
 Alma Mater/Year: Purdue/1978
 Record at School: 654-187 (28 years)
 Record Overall: 654-187 (28 years)
 Associate Head Coach: Kelli Layman
 Assistant Coaches: Amanda
 Leonhard, Molly Marrin
 2006-07 Record: 14-11
 Conference Record/Finish: NA
 Starters Returning/Lost: 4/1
 Media Contact: Jeff Schwartz
 Office Number: (701) 231-8332
 FAX (701) 231-8022
 E-Mail: jeff.schwartz@nds.edu
 Web site: www.gobison.com
 Pressrow: (701) 231-8611



School: Valparaiso
 Location: Valparaiso, IN
 Founded: 1859
 Enrollment: 4,000
 President: Dr. Alan Harre
 Athletic Director: Mark LaBarbera
 Nickname: Crusaders
 Colors: Brown and Gold
 Conference: Horizon League
 Arena: Athletics-Recreation Center
 (5,000)
 Head Coach: Keith Freeman
 Alma Mater/Year: Huntington
 College/1976
 Record at School: 229-152 (13 years)
 Record Overall: 358-199 (19 years)
 Assistant Coaches: Greg Kirby,
 Meredith Baugher, Abby Scharlow
 2006-07 Record: 20-11
 Conference Record/Finish: 11-3/
 2nd in Mid-Con
 Starters Returning/Lost: 2/3
 Media Contact: Ryan Wronkowicz
 Office Number: (219) 464-5232
 FAX (219) 464-5762
 E-Mail: ryan.wronkowicz@valpo.edu
 Web site: www.valpo.edu/athletics
 Pressrow: (219) 548-1502

NOVEMBER		
9	at Chicago State	TBA
11	at Illinois	TBA
19	Dayton	8 pm
28	Miami (FL)	8 pm
DECEMBER		
1	at Central Connecticut State	1 pm
4	at Wisconsin	8 pm
8	at Central Michigan	2 pm
13	Drake	8 pm
20	North Dakota State	8 pm
28	Cardinal Stritch	8 pm
31	La Salle	2 pm
JANUARY		
3	at Wright State *	7 pm
5	at Detroit *	TBA
10	Youngstown State *	8 pm
12	Cleveland State *	3 pm
17	at Valparaiso *	8 pm
19	at Butler *	2 pm
23	UIC *	8 pm
26	Loyola *	3 pm
FEBRUARY		
2	Green Bay *	3 pm
7	at Cleveland State *	5 pm
9	at Youngstown State *	TBA
14	Butler *	8 pm
16	Valparaiso *	3 pm
21	at Loyola *	TBA
23	at UIC *	TBA
MARCH		
1	at Green Bay *	4 pm
6	Detroit *	8 pm
8	Wright State *	3 pm

Home games in bold.

NOVEMBER		
11	at Northern Arizona	4 pm
16	Idaho	8 pm
20	at Minnesota	8 pm
24	vs. Fairfield	11 pm
25	vs. Wright State	7 pm
DECEMBER		
1	at Idaho	7:30 pm
8	at Centenary *	TBA
10	at Oral Roberts *	TBA
15	Valley City State	7 pm
20	at Milwaukee	8 pm
22	at Green Bay	8 pm
30	Montana State	3 pm
JANUARY		
5	Oakland *	3 pm
7	IPFW *	8 pm
12	at Western Illinois	TBA
14	at IUPUI *	TBA
19	UMKC *	3 pm
21	Southern Utah *	8 pm
26	South Dakota State *	8 pm
FEBRUARY		
2	at IPFW *	TBA
4	at Oakland *	7 pm
9	IUPUI *	3 pm
11	Western Illinois *	8 pm
16	at Southern Utah *	7 pm
18	at UMKC *	8 pm
23	at South Dakota State *	TBA
MARCH		
1	Oral Roberts *	3 pm
3	Centenary *	8 pm

Home games in bold.

NOVEMBER		
9	at Bowling Green	7 pm
12	at Purdue	7 pm
16	at Cincinnati	TBA
18	at Xavier	TBA
23	vs. Eastern Kentucky	5 pm
24	vs. Florida Gulf Coast/Central Conn. St.	
TBA		
DECEMBER		
1	Ball State	4 pm
8	North Texas	2:30 pm
12	at Notre Dame	7 pm
16	South Dakota State	2:30 pm
22	Saint Xavier	2:30 pm
JANUARY		
5	Butler *	2:30 pm
10	at UIC *	8 pm
12	at Loyola *	TBA
17	Milwaukee *	8 pm
19	Green Bay *	2:30 pm
24	at Wright State *	7 pm
26	at Detroit *	TBA
31	Youngstown State *	8 pm
FEBRUARY		
2	Cleveland State *	2:30 pm
7	Loyola *	8 pm
9	UIC *	2:30 pm
14	at Green Bay *	8 pm
16	at Milwaukee *	3 pm
21	Detroit *	8 pm
23	Wright State *	2:30 pm
28	at Cleveland State *	7 pm
MARCH		
1	at Youngstown State *	TBA
8	at Butler *	7 pm

Home games in bold.



School: Wake Forest
 Location: Winston-Salem, NC
 Founded: 1834
 Enrollment: 4,321
 President: Dr. Nathan O. Hatch
 Athletic Director: Ron Wellman
 Nickname: Demon Deacons
 Colors: Old Gold and Black
 Conference: Atlantic Coast
 Arena: Lawrence Joel Memorial Coliseum (14,665)
 Head Coach: Mike Petersen
 Alma Mater/Year: Northwest Christian/1984
 Record at School: 38-51 (3 years)
 Record Overall: 226-178 (14 years)
 Associate Head Coach: Natasha Adair
 Assistant Coaches: Amy Waugh, Bob Clark
 2006-07 Record: 9-20
 Conference Record/Finish: 0-14/12th
 Starters Returning/Lost: 5/0
 Media Contact: Jen Landes
 Office Number: (336) 758-5842
 FAX (336) 758-5140
 E-Mail: landesja@wfu.edu
 Web site: www.wakeforestsports.com
 Pressrow: (336) 727-2945

NOVEMBER		
13	South Carolina Upstate	7 pm
15	Charlotte	7 pm
18	at James Madison	2 pm
22	vs. Indiana	1 pm
23	vs. Texas A&M	3:30 pm
24	vs. Wichita State	1 pm
28	at Northwestern	7 pm
DECEMBER		
2	Rice	1 pm
5	Wright State	7 pm
8	at Western Carolina	7 pm
16	Radford	3 pm
19	College of Charleston	11 am
21	Winston-Salem State	7 pm
30	Longwood	3 pm
JANUARY		
3	Maryland *	7 pm
6	Virginia *	2 pm
10	at Georgia Tech *	7 pm
14	Clemson *	7 pm
17	at Florida State *	7 pm
20	at Boston College *	2 pm
27	at North Carolina State *	12:30 pm
31	North Carolina *	12:30 pm
FEBRUARY		
3	at Clemson *	2 pm
7	Virginia Tech *	7 pm
10	at Duke *	2 pm
17	North Carolina State *	1:30 pm
19	Savannah State	7 pm
24	Miami *	1:30 pm
MARCH		
2	at Virginia Tech *	2 pm

Home games in bold.



School: Youngstown State
 Location: Youngstown, OH
 Founded: 1908
 Enrollment: 13,101
 President: Dr. David Sweet
 Athletic Director: Ron Strollo
 Nickname: Penguins
 Colors: Red and White
 Conference: Horizon League
 Arena: Beeghly Center (6,400)
 Head Coach: Tisha Hill
 Alma Mater/Year: Indiana/1993
 Record at School: 31-81 (4 years)
 Record Overall: 31-81 (4 years)
 Assistant Coaches: Kara Wile, Alvis Rogers, Krystal Brooks
 2006-07 Record: 7-21
 Conference Record/Finish: 5-11/
 Tied for 6th
 Starters Returning/Lost: 5/0
 Media Contact: Jamie Hall
 Office Number: (330) 941-1581
 FAX (330) 941-3191
 E-Mail: jehall@ysu.edu
 Web site: www.ysusports.com
 Pressrow: (330) 941-2270

NOVEMBER		
11	at Buffalo	TBA
13	at Niagara	7 pm
23	vs. Long Island/Albany/Holy Cross	TBA
24	vs. Long Island/Albany/Holy Cross	TBA
29	Toledo	7 pm
DECEMBER		
1	at St. Francis (PA)	TBA
5	Central Michigan	5:15 pm
8	Miami	2 pm
15	at Cincinnati	TBA
19	at Ohio State	TBA
21	at Akron	TBA
JANUARY		
3	UIC *	5:15 pm
5	Loyola *	TBA
10	at Milwaukee *	8 pm
12	at Green Bay *	4 pm
17	Wright State *	5:15 pm
19	Detroit *	TBA
26	at Cleveland State *	3 pm
31	at Valparaiso *	8 pm
FEBRUARY		
2	at Butler	2 pm
7	Green Bay *	5:15 pm
9	Milwaukee *	TBA
14	at Detroit *	TBA
16	at Wright State *	1 pm
23	Cleveland State *	2 pm
28	Butler *	7 pm
MARCH		
1	Valparaiso *	TBA
6	at Loyola *	TBA
8	at UIC *	TBA

Home games in bold.



WRIGHT STATE

2008 Wright State Basketball Camps



June 11 13 Team Camp
June 16 19 Day Camp I
July 28 31 Day Camp II

Contact Camp Director at
(937) 775-3754 or 775-2771
or e-mail: bridgett.williams@wright.edu



LEVEL THE PLAYING FIELD TODAY. LEVEL THE BOARDROOM TOMORROW 

NIKEWOMEN.COM



WRIGHT STATE

Raiders at a Glance

Bridgett Williams

Head Coach
 Seventh Season

Jenerrie Everette

Assistant Coach
 Second Season

Joshua Snyder

Assistant Coach
 Second Season

Kevin Williams

Assistant Coach
 Seventh Season

1 Paige Lowe

 G 5-3 Fr.
 Cleveland, OH
 Maple Heights

3 LaShawna Thomas

 G 5-6 Fr.
 Columbus, OH
 Eastmoor Academy

5 Ta-myra Davis

 C/F 6-1 So.
 Akron, OH
 Firestone

10 Kanisha Ward

 G 5-6 So.
 Detroit, MI
 Renaissance

11 Sheylani Peddy

 G 5-6 Fr.
 Boston, MA
 Melrose

13 Danielle Duncan

 F 5-11 Sr.
 Cincinnati, OH
 Princeton

14 Mallory Wyrick

 G 5-7 Jr.
 Cincinnati, OH
 Roger Bacon

20 Heather Parrish

 G 5-7 So.
 Burlington, NC
 Williams

21 Whitney Lewis

 F 6-0 Sr.
 Lynchburg, OH
 Lynchburg-Clay

23 Charné Dixon

 G 5-7 So.
 Boston, MA
 Brookline

25 Erica Richardson

 F 6-1 So.
 Wilmington, OH
 Wilmington

32 Tanni Scott

 F 6-2 Fr.
 Columbus, OH
 Centennial

34 Sierra Crayton

 F 5-11 Sr.
 Cahokia, IL
 Cahokia

55 Tatianna Hall

 F 6-0 Fr.
 Cleveland, OH
 Regina

Erin Anderson

Director of Basketball
Operations
 First Year

Dawn Larabee

Administrative Assistant
 First Year