



HISTORY

RECORD BOOK

INDIVIDUAL RECORDS

Points

One game—45 by Bill Edwards vs Morehead State, Dec. 8, 1992
One season—757 by Bill Edwards, 1992-93
Career—2,303 by Bill Edwards, 1989-93

Field Goals

One game—20 by Bill Edwards vs Morehead State, Dec. 12, 1992
One season—288 by Bill Edwards, 1992-93
Career—861 by Bill Edwards, 1989-93

Field Goals Attempted

One game—31 by Tim Walker vs Marian, Jan. 5, 1972; 31 by Bill Edwards vs Cleveland State, Feb. 8, 1993
One season—556 by Bill Edwards, 1992-93
Career—1,687 by Bill Edwards, 1989-93

Field Goal Percentage

One game—1.000 by Bill Fogt (11-11) vs Cumberland, Jan. 24, 1972; by Sean Hammonds (11-11) vs Ashland, Feb. 28, 1990
One season—.642 by Mike Nahar, 1992-93
Career—.625 by Gary Monroe, 1981-83

Three-Point Field Goals

One game—9 by Marcus Mumfrey vs Southern Utah, Feb. 9, 1991; vs Youngstown State, Jan. 20, 1988; and vs Brooklyn, Feb. 20, 1989
One season—104 by Cain Doliboa in 2001-02
Career—197 by Andy Holderman, 1990-94; by Todd Brown, 2006-10

Three-Point Field Goals Attempted

One game—16 by Cain Doliboa at Detroit, Jan. 12, 2002
One season—217 by Cain Doliboa, 2001-02
Career—521 by Vaughn Duggins, 2006-11

Three-Point Field Goal Percentage

One season—.547 by Scott Benton, 1989-90
Career—.479 by Cain Doliboa, 2001-02

Free Throws

One game—19 by Julius Mays vs UIC, Jan. 25, 2012
One season—160 by Vernard Hollins, 2003-04
Career—475 by Vernard Hollins, 2001-04

Free Throws Attempted

One game—22 by Bill Edwards vs UIC, March 9, 1993
One season—228 by Vernard Hollins, 2003-04
Career—783 by Vernard Hollins, 2001-04

Free Throw Percentage

One game—1.000 by Eddie Crowe (12-12) vs St. Joseph's, Dec. 11, 1978; Chris Wampler (12-12) vs U.S. International, Nov. 28, 1987; Kevin Melson vs Green Bay (14-14) Jan. 23, 1999; Melson vs Loyola (11-11) Jan. 25, 2001; Israel Sheinfeld (13-13) vs Alabama A&M, Nov. 28, 2000; DaShaun Wood (12-12) vs. IPFW, Jan. 2, 2007; DaShaun Wood (12-12) vs. Butler, Feb. 10, 2007
One Season—.949 by Jesse Deister, 2000-01
Career—.890 by Jesse Deister, 2000-02

Rebounds

One game—22 by Thad Burton vs Old Dominion, Nov. 18, 1997
One season—305 by Thad Burton, 1997-98
Career—907 by Bill Edwards, 1989-93

Assists

One game—15 by Lenny Lyons vs Kentucky Wesleyan, Feb. 8, 1986; vs Kentucky State, Feb. 27, 1986
One season—259 by Lenny Lyons, 1985-86
Career—744 by Mark Woods, 1988-93

Steals

One game—8 by Mark Woods vs Wilmington, Dec. 5, 1992
One season—109 by Mark Woods, 1992-93
Career—314 by Mark Woods, 1988-93

Personal Fouls

One season—117 by AJ Pacher, 2013-14
Career—349 by AJ Pacher, 2010-14

Highest Scoring Average

One season—25.2 by Bill Edwards, 1992-93
Career—20.1 by Bill Edwards, 1989-93

Highest Rebound Average

One season—10.9 by Thad Burton, 1997-98; by Bill Fogt, 1971-72
Career—8.7 by Rondey Robinson, 1988-89

Miscellaneous

Consecutive field goals made—19 by Gary Monroe, 1982-83
Consecutive free throws made—47 by Jesse Deister, 2000-02
Most points scored by opponents—53 by Tommie Johnson vs Central Michigan, Dec. 22, 1987
Triple Double—18 pt., 10 rb., 11 a, by Keion Brooks vs Butler Jan. 25, 1997
21 pt., 11 rb., 10 a, by Vernard Hollins vs Texas-Pan American, Jan. 14, 2004

TEAM RECORDS

Most Points

One half—80 vs St. Joseph's, March 2, 1983
One game—136 vs Chicago State, Jan. 6, 1993
One game, both teams—241: Charleston 149, Wright State 92, Feb. 18, 1985
One season—2,676 in 1985-86
Highest average—92.6 in 1990-91

Least Points

One half—13 at Air Force, Dec. 7, 2011
One game—34 at Air Force, Dec. 7, 2011

Least Points by Opponents

One half—12 vs Norfolk State, Dec. 17, 2008
One game—31 vs UIC, Jan. 24, 2009
One season—1,663 in 1973-74

Most Points by Opponents

One game—149 at Charleston, Feb. 18, 1985
One season—2,357 in 1985-86

Field Goals

One game—61 vs Northeastern Illinois, Jan. 6, 1979
One season—1,091 in 1985-86

Field Goals Attempted

One game—99 vs Northeastern Illinois, Jan. 6, 1979; vs Wilberforce, Nov. 29, 1980
One season—2,041 in 1980-81

Field Goal Percentage

One game—76.6 (49-64) vs Otterbein, Dec. 16, 1978
One season—55.3 in 1985-86

Three-Point Field Goals

One game—14 vs UIC, March 5, 2016
One season—256 in 2015-16

Three-Point Field Goals Attempted

One game—34 vs Detroit, Jan. 30, 2013
One season—687 in 2015-16

Three-Point Percentage

One game—.700 (7-10) at Cleveland State, Jan. 18, 2007; vs Milwaukee, Feb. 12, 2012
One season—.411 in 1986-87

Free Throws

One game—43 vs U.S. International, Nov. 28, 1987
One season—585, 1982-83

Free Throws Attempted

One game—52 vs U.S. International, Nov. 28, 1987
One season—806, 1982-83

Free Throw Percentage

One game—1.000 vs UIC (12-12), Jan. 4, 2007; vs Detroit (10-10), Dec. 2, 2006; (10-10) vs Wilberforce, Jan. 13, 1975
One season—.750, 1975-76

Rebounds

One game—70 vs Clearwater Christian, Jan. 14, 1978
One season—1,226, 1975-76

Least Personal Fouls

One game—8 vs Ashland, Feb. 14, 1987
One season—364, 1972-73

Most Personal Fouls

One game—38 vs Kentucky Wesleyan, March 6, 1982
One season—602, 1975-76

Most Assists

One game—34 vs Northeastern Illinois, Jan. 6, 1979; vs Marion, Jan. 15, 1986
One season—653, 1985-86

Miscellaneous

Largest scoring margin—15.5, 1980-81
Most consecutive field goals—12 vs Thomas More, Dec. 15, 1981; vs Indianapolis, Jan. 6, 1982; vs Gannon, Jan. 9, 1982
Most consecutive free throws—17 vs Gannon, Feb. 12, 1983; vs Bellarmine, Feb. 14, 1983; vs St. Michael's, Jan. 3, 1986
Largest winning margin—66, WSU 129, Morehead State 63, Jan. 2, 1993
Largest losing margin—68: Cincinnati 120, Wright State 52, Dec. 1, 1976
Most wins in one season—28, 1982-83 and 1985-86
Most regular season wins—26, 1985-86

RECORD BOOK

| | | |
|--------------------|-----|---------|
| 9. Marcus Murphrey | 244 | 1988-91 |
| 10. Lenny Lyons | 243 | 1984-87 |

Blocked Shots

| Player | Number | Years |
|--------------------|--------|---------|
| 1. James Jones | 99 | 1984-88 |
| 2. Dave Dinn | 90 | 1986-91 |
| 3. Bruno Petersons | 84 | 1997-01 |
| 4. Mike Nahar | 83 | 1989-94 |
| 5. Bill Edwards | 80 | 1989-93 |
| 6. Seth Doliboa | 79 | 2001-04 |
| 7. Fred Moore | 76 | 1981-84 |
| 8. Steve Hartings | 75 | 1977-81 |
| 9. Kevin Melson | 72 | 1998-01 |
| 10. Rodney Benson | 68 | 1979-81 |

Steals

| Player | Number | Years |
|------------------|--------|---------|
| 1. Mark Woods | 314 | 1988-93 |
| 2. Rick Martin | 261 | 1972-76 |
| 3. Bob Grote | 228 | 1972-76 |
| 4. Bill Fogt | 223 | 1970-74 |
| 5. DaShaun Wood | 208 | 2003-07 |
| 6. Keion Brooks | 200 | 1995-99 |
| 7. Joe Jackson | 195 | 1984-88 |
| 8. Tim Walker | 191 | 1971-74 |
| 9. Lenny Lyons | 173 | 1984-87 |
| 10. Bill Edwards | 155 | 1989-93 |

Minutes Played

| Player | Number | Years |
|---------------------|--------|---------|
| 1. Vaughn Duggins | 4428 | 2006-11 |
| 2. DaShaun Wood | 4241 | 2003-07 |
| 3. Todd Brown | 3900 | 2006-10 |
| 4. Vernard Hollins | 3887 | 2000-04 |
| 5. Bill Edwards | 3635 | 1989-93 |
| 6. Keion Brooks | 3629 | 1995-99 |
| 7. Drew Bursleson | 3564 | 2003-07 |
| 8. Reggie Arceneaux | 3558 | 2011-15 |
| 9. Eddie Crowe | 3200 | 1977-81 |
| 10. Will Graham | 3181 | 2005-09 |

SEASON LEADERS

Field Goals Made

| Player | Number | Year |
|------------------|--------|---------|
| 1. Bill Edwards | 288 | 1992-93 |
| 2. Rodney Benson | 266 | 1980-81 |
| 3. Brad Smith | 247 | 1988-89 |
| 4. Stan Hearn | 235 | 1981-82 |
| 5. Gary Monroe | 231 | 1982-83 |
| 6. DaShaun Wood | 223 | 2006-07 |
| Mark Vest | 223 | 1984-85 |
| 8. Andy Warner | 220 | 1985-86 |
| 9. Seth Doliboa | 217 | 2002-03 |
| 10. Roman Welch | 215 | 1979-80 |

Field Goals Attempted

| Player | Number | Year |
|-------------------|--------|---------|
| 1. Bill Edwards | 556 | 1992-93 |
| 2. DaShaun Wood | 513 | 2006-07 |
| 3. Keion Brooks | 494 | 1998-99 |
| 4. Seth Doliboa | 486 | 2002-03 |
| 5. Vaughn Duggins | 452 | 2010-11 |
| 6. Rodney Benson | 442 | 1980-81 |
| 7. Brad Smith | 426 | 1988-89 |
| 8. Bill Edwards | 424 | 1991-92 |
| 9. Mark Vest | 413 | 1984-85 |
| 10. Stan Hearn | 412 | 1981-82 |
| Vernard Hollins | 412 | 2002-03 |

Field Goal Percentage

| Player | Number | Year |
|--------------------|--------|---------|
| 1. Mike Nahar | .642 | 1992-93 |
| 2. Jeff Unverferth | .639 | 1991-92 |
| 3. Grant Marion | .638 | 1985-86 |
| 4. Gary Monroe | .631 | 1982-83 |

| | | |
|---------------------|------|---------|
| 5. Drew Bursleson | .625 | 2003-04 |
| 6. Gary Monroe | .614 | 1981-82 |
| 7. Jimmie Carter | .613 | 1978-79 |
| 8. Sean Hammonds | .608 | 1989-90 |
| 9. Vitaly Potapenko | .604 | 1995-96 |
| 10. Andy Warner | .603 | 1984-85 |

Free Throws Made

| Player | Number | Year |
|---------------------|--------|---------|
| 1. Vernard Hollins | 160 | 2002-03 |
| 2. Vaughn Duggins | 152 | 2010-11 |
| 3. Vitaly Potapenko | 151 | 1994-95 |
| 4. DaShaun Wood | 150 | 2005-06 |
| 5. Israel Sheinfeld | 147 | 1999-00 |
| 6. Mike Nahar | 143 | 1993-94 |
| DaShaun Wood | 143 | 2006-07 |
| 8. Israel Sheinfeld | 142 | 2000-01 |
| 9. Vitaly Potapenko | 141 | 1995-96 |
| 10. Bill Edwards | 138 | 1992-93 |

Free Throws Attempted

| Player | Number | Year |
|---------------------|--------|---------|
| 1. Vernard Hollins | 228 | 2002-03 |
| 2. Brad Smith | 208 | 1988-89 |
| 3. Vitaly Potapenko | 206 | 1994-95 |
| 4. Vernard Hollins | 204 | 2003-04 |
| 5. Vitaly Potapenko | 197 | 1995-96 |
| 6. Israel Sheinfeld | 190 | 1999-00 |
| 7. Fred Moore | 189 | 1983-84 |
| 8. DaShaun Wood | 188 | 2005-06 |
| 9. Vernard Hollins | 186 | 2001-02 |
| 10. Vaughn Duggins | 185 | 2010-11 |
| Bill Edwards | 185 | 1991-92 |

Free Throw Percentage

| Player | Number | Year |
|-------------------|--------|---------|
| 1. Jesse Deister | .949 | 2000-01 |
| 2. Andy Holderman | .912 | 1992-93 |
| 3. Cain Doliboa | .909 | 2001-02 |
| 4. Troy Tabler | .889 | 2009-10 |
| 5. DaShaun Wood | .883 | 2006-07 |
| 6. Troy Tabler | .875 | 2010-11 |
| 7. Keith Miller | .859 | 1980-81 |
| 8. Bob Grote | .854 | 1975-76 |
| 9. Andy Warner | .852 | 1984-85 |
| 10. Jesse Deister | .849 | 2001-02 |

Three-Point Field Goals Made

| Player | Number | Year |
|---------------------|--------|---------|
| 1. Cain Doliboa | 104 | 2001-02 |
| 2. Andy Holderman | 82 | 1993-94 |
| 3. Andy Holderman | 81 | 1992-93 |
| 4. Rob Welch | 72 | 1994-95 |
| 5. Marcus Mumphyrey | 68 | 1990-91 |
| 6. Seth Doliboa | 67 | 2002-03 |
| 7. Matt Horstman | 64 | 1987-88 |
| 8. Zakee Boyd | 62 | 2004-05 |
| Grant Benzinger | 62 | 2015-16 |
| 10. Todd Brown | 60 | 2007-08 |

Three-Point Field Goals Attempted

| Player | Number | Year |
|---------------------|--------|---------|
| 1. Cain Doliboa | 217 | 2001-02 |
| 2. Andy Holderman | 198 | 1993-94 |
| 3. Andy Holderman | 177 | 1992-93 |
| 4. Seth Doliboa | 176 | 2002-03 |
| 5. Marcus Mumphyrey | 174 | 1990-91 |
| 6. Rob Welch | 167 | 1994-95 |
| 7. Zakee Boyd | 164 | 2004-05 |
| 8. Grant Benzinger | 159 | 2015-16 |
| 9. DaShaun Wood | 158 | 2006-07 |
| 10. Troy Tabler | 147 | 2009-10 |

Three-Point Field Goal Percentage (minimum 50 attempts)

| Player | Number | Year |
|---------------------|--------|---------|
| 1. Scott Benton | .547 | 1989-90 |
| 2. Matt Horstman | .489 | 1987-88 |
| 3. Cain Doliboa | .479 | 2001-02 |
| 4. Scottie Wilson | .473 | 2007-08 |
| 5. Chris Wampler | .472 | 1988-89 |
| 6. Reggie Arceneaux | .465 | 2013-14 |
| 7. Andy Holderman | .458 | 1992-93 |
| 8. Matt Vest | .443 | 2013-14 |
| 9. Scott Benton | .431 | 1990-91 |
| Rob Welch | .431 | 1994-95 |
| Grant Benzinger | .431 | 2014-15 |

Rebounds

| Player | Number | Year |
|--------------------|--------|---------|
| 1. Thad Burton | 305 | 1997-98 |
| 2. Rondey Robinson | 299 | 1988-89 |
| 3. Bill Edwards | 289 | 1992-93 |
| 4. Brad Smith | 266 | 1988-89 |
| 5. Gary Monroe | 240 | 1982-83 |
| 6. Sean Hammonds | 234 | 1993-94 |
| Grant Marion | 234 | 1985-86 |
| 8. Rodney Benson | 229 | 1980-81 |
| 9. Roman Welch | 225 | 1979-80 |
| Bill Edwards | 225 | 1991-92 |

Rebound Average

| Player | Number | Year |
|--------------------|--------|---------|
| 1. Bill Fogt | 10.9 | 1971-72 |
| 2. Thad Burton | 10.89 | 1997-98 |
| 3. Rondey Robinson | 10.7 | 1988-89 |
| 4. Jim Minch | 10.0 | 1972-73 |
| 5. Bill Edwards | 9.6 | 1992-93 |
| 6. Brad Smith | 9.5 | 1988-89 |
| 7. Jim Thacker | 9.0 | 1970-71 |
| 8. Jim Minch | 8.9 | 1973-74 |
| 9. Bill Fogt | 8.4 | 1970-71 |
| 10. Roman Welch | 8.3 | 1979-80 |

Personal Fouls

| Player | Number | Year |
|---------------------|--------|---------|
| 1. AJ Pacher | 117 | 2013-14 |
| 2. Michael Karena | 113 | 2014-15 |
| 3. Grant Marion | 111 | 1985-86 |
| 4. Vitaly Potapenko | 110 | 1994-95 |
| 5. Michael Karena | 108 | 2015-16 |
| 6. Cole Darling | 107 | 2013-14 |
| 7. Jerran Young | 105 | 2013-14 |
| 8. Gary Monroe | 100 | 1982-83 |
| AJ Pacher | 100 | 2011-12 |
| Jerran Young | 100 | 2012-13 |
| Mark Alstork | 100 | 2015-16 |

Assists

| Player | Number | Year |
|--------------------|--------|---------|
| 1. Lenny Lyons | 259 | 1985-86 |
| 2. Mark Woods | 253 | 1992-93 |
| 3. Mark Woods | 206 | 1990-91 |
| 4. Lenny Lyons | 199 | 1986-87 |
| 5. Corey Brown | 163 | 1987-88 |
| 6. Mark Woods | 156 | 1988-89 |
| 7. Tyrell Cromwell | 147 | 1989-90 |
| 8. Anthony Bias | 136 | 1981-82 |
| 9. Bill Wilson | 133 | 1979-80 |
| 10. DaShaun Wood | 131 | 2005-06 |
| DaShaun Wood | 131 | 2006-07 |

Points

| Player | Number | Year |
|------------------|--------|---------|
| 1. Bill Edwards | 757 | 1992-93 |
| 2. DaShaun Wood | 648 | 2006-07 |
| 3. Seth Doliboa | 625 | 2002-03 |
| 4. Rodney Benson | 612 | 1980-81 |
| 5. Brad Smith | 608 | 1988-89 |

RECORD BOOK

| | | |
|---------------------|-----|---------|
| 6. Gary Monroe | 599 | 1982-83 |
| 7. Vaughn Duggins | 593 | 2010-11 |
| 8. Bill Edwards | 586 | 1991-92 |
| 9. Vitaly Potapenko | 575 | 1994-95 |
| 10. Keion Brooks | 559 | 1998-99 |

| | | |
|----------------|----|---------|
| 8. Fred Moore | 33 | 1983-84 |
| Seth Doliboa | 33 | 2002-03 |
| 10. Fred Moore | 32 | 1982-83 |
| Dave Dinn | 32 | 1986-87 |
| Dave Dinn | 32 | 1987-88 |

| | | | |
|----------------|----|-----|---------|
| 9. Andy Warner | 29 | 517 | 1985-86 |
| 10. Mark Vest | 31 | 515 | 1985-86 |

Scoring Average

| Player | Number | Year |
|---------------------|--------|---------|
| 1. Bill Edwards | 25.2 | 1992-93 |
| 2. Seth Doliboa | 22.3 | 2002-03 |
| 3. Rodney Benson | 21.9 | 1980-81 |
| 4. Brad Smith | 21.7 | 1988-89 |
| 5. Bill Edwards | 20.9 | 1991-92 |
| 6. Keion Brooks | 20.70 | 1998-99 |
| 7. Vitaly Potapenko | 20.69 | 1995-96 |
| 8. Vernard Hollins | 19.9 | 2002-03 |
| 9. DaShaun Wood | 19.6 | 2006-07 |
| 10. Fred Moore | 19.5 | 1983-84 |

Steals

| Player | Number | Year |
|-----------------|--------|---------|
| 1. Mark Woods | 109 | 1992-93 |
| 2. Rick Martin | 103 | 1974-75 |
| 3. Bob Grote | 99 | 1974-75 |
| 4. Rick Martin | 94 | 1973-74 |
| 5. Dave Magill | 88 | 1970-71 |
| 6. Mark Donahue | 85 | 1970-71 |
| 7. Mark Woods | 81 | 1990-91 |
| 8. Bob Grote | 78 | 1973-74 |
| 9. Joe Jackson | 76 | 1986-87 |
| Mark Woods | 76 | 1988-89 |

Junior Scoring

| Player | Games | Pts | Year |
|---------------------|-------|-----|---------|
| 1. Seth Doliboa | 28 | 625 | 2002-03 |
| 2. Bill Edwards | 28 | 586 | 1991-92 |
| 3. Vernard Hollins | 28 | 557 | 2002-03 |
| 4. Vitaly Potapenko | 26 | 538 | 1995-96 |
| 5. Mark Vest | 29 | 535 | 1984-85 |
| 6. Stan Hearn | 29 | 516 | 1981-82 |
| 7. DaShaun Wood | 28 | 502 | 2005-06 |
| 8. Mike Nahar | 30 | 486 | 1992-93 |
| 9. Roman Welch | 27 | 484 | 1979-80 |
| 10. Keion Brooks | 28 | 479 | 1997-98 |

Turnovers

| Player | Number | Year |
|---------------------|--------|---------|
| 1. Vitaly Potapenko | 133 | 1994-95 |
| 2. Tim Walker | 122 | 1971-72 |
| 3. Mark Woods | 115 | 1992-93 |
| 4. Keion Brooks | 107 | 1997-98 |
| Mark Woods | 107 | 1990-91 |
| 6. Marcus May | 105 | 1998-99 |
| 7. Gary Monroe | 106 | 1982-83 |
| 8. Vitaly Potapenko | 102 | 1995-96 |
| Mark Woods | 102 | 1988-89 |
| 10. Tim Walker | 99 | 1972-73 |
| Keion Brooks | 98 | 1998-99 |

Minutes Played

| Player | Number | Year |
|--------------------|--------|---------|
| 1. DaShaun Wood | 1195 | 2006-07 |
| 2. Vaughn Duggins | 1160 | 2010-11 |
| 3. Vaughn Duggins | 1078 | 2006-07 |
| 4. N'Gai Evans | 1075 | 2010-11 |
| 5. Vaughn Duggins | 1074 | 2007-08 |
| Todd Brown | 1074 | 2007-08 |
| 7. Bill Edwards | 1068 | 1992-93 |
| 8. Kendall Griffin | 1046 | 2012-13 |
| 9. Joe Thomasson | 1044 | 2015-16 |
| 10. JT Yoho | 1034 | 2015-16 |

Sophomore Scoring

| Player | Games | Pts | Year |
|---------------------|-------|-----|---------|
| 1. Vitaly Potapenko | 30 | 575 | 1994-95 |
| 2. Bill Edwards | 28 | 528 | 1990-91 |
| 3. Mark Vest | 28 | 509 | 1983-84 |
| 4. Israel Sheinfeld | 28 | 476 | 1999-00 |
| 5. Bob Schaefer | 27 | 456 | 1976-77 |
| 6. DaShaun Wood | 27 | 456 | 2004-05 |
| 7. Seth Doliboa | 28 | 455 | 2001-02 |
| 8. Mark Alstork | 35 | 434 | 2015-16 |
| 9. Vaughn Duggins | 29 | 429 | 2007-08 |
| 10. Vernard Hollins | 27 | 408 | 2001-02 |

Blocked Shots

| Player | Number | Year |
|---------------------|--------|---------|
| 1. James Jones | 51 | 1986-87 |
| 2. Jerran Young | 41 | 2013-14 |
| 3. Rodney Benson | 40 | 1980-81 |
| Mike Nahar | 40 | 1993-94 |
| 5. Vitaly Potapenko | 39 | 1994-95 |
| Bruno Petersons | 39 | 2000-01 |
| 7. Inus Norville | 35 | 1998-99 |

Senior Scoring

| Player | Games | Pts | Year |
|-------------------|-------|-----|---------|
| 1. Bill Edwards | 30 | 757 | 1992-93 |
| 2. DaShaun Wood | 33 | 648 | 2006-07 |
| 3. Rodney Benson | 28 | 612 | 1980-81 |
| 4. Brad Smith | 28 | 608 | 1988-89 |
| 5. Gary Monroe | 32 | 599 | 1982-83 |
| 6. Vaughn Duggins | 33 | 593 | 2010-11 |
| 7. Keion Brooks | 27 | 559 | 1998-99 |
| 8. Fred Moore | 28 | 547 | 1983-84 |

Freshman Scoring

| Player | Games | Pts | Year |
|---------------------|-------|-----|---------|
| 1. Bill Edwards | 28 | 432 | 1989-90 |
| 2. Dave Magill | 25 | 420 | 1970-71 |
| 3. Sean Hammonds | 28 | 397 | 1989-90 |
| 4. Bob Schaefer | 28 | 338 | 1975-76 |
| 5. Keion Brooks | 27 | 335 | 1995-96 |
| 6. Lyle Falknor | 21 | 331 | 1972-73 |
| 7. Bill Fogt | 25 | 296 | 1970-71 |
| Vaughn Duggins | 33 | 296 | 2006-07 |
| 9. Todd Brown | 33 | 285 | 2006-07 |
| 10. Grant Benzinger | 31 | 282 | 2014-15 |

RECORD BOOK

Leading Scorers By Season

| Year | Player, Position | G | Tot. FG | 3-Pt. FG | FT | TP | AVG |
|------|---------------------|----|---------|----------|-----|-----|------|
| 1971 | Dave Magill, G | 25 | 173 | | 74 | 420 | 16.8 |
| 1972 | Tim Walker, G | 23 | 147 | | 100 | 394 | 17.1 |
| 1973 | Lyle Falknor, F | 21 | 145 | | 41 | 331 | 15.7 |
| 1974 | Bob Grote, G | 25 | 144 | | 69 | 357 | 14.2 |
| 1975 | Bob Grote, G | 25 | 160 | | 108 | 428 | 17.1 |
| 1976 | Bob Grote, G | 28 | 175 | | 129 | 479 | 17.1 |
| 1977 | Bob Schaefer, F | 27 | 191 | | 74 | 456 | 16.9 |
| 1978 | Bob Schaefer, F | 27 | 187 | | 99 | 473 | 17.5 |
| 1979 | Bob Schaefer, F | 26 | 147 | | 73 | 367 | 14.1 |
| 1980 | Roman Welch, F | 27 | 215 | | 54 | 484 | 17.9 |
| 1981 | Rodney Benson, F | 28 | 266 | | 80 | 612 | 21.9 |
| 1982 | Stan Hearn, F | 29 | 235 | | 46 | 516 | 17.8 |
| 1983 | Gary Monroe, F | 32 | 231 | | 137 | 599 | 18.7 |
| 1984 | Fred Moore, C | 28 | 211 | | 125 | 547 | 19.5 |
| 1985 | Mark Vest, F | 29 | 223 | | 89 | 535 | 18.4 |
| 1986 | Andy Warner, F | 29 | 220 | | 77 | 517 | 17.8 |
| 1987 | Joe Jackson, G | 28 | 184 | 0 | 94 | 462 | 16.5 |
| 1988 | Joe Jackson, G | 27 | 160 | 0 | 109 | 429 | 15.9 |
| 1989 | Brad Smith, F | 28 | 247 | 0 | 114 | 608 | 21.7 |
| 1990 | Bill Edwards, F | 28 | 165 | 22 | 80 | 432 | 15.4 |
| 1991 | Bill Edwards, F | 28 | 202 | 14 | 110 | 528 | 18.9 |
| 1992 | Bill Edwards, F | 28 | 206 | 42 | 132 | 586 | 20.9 |
| 1993 | Bill Edwards, F | 30 | 288 | 43 | 138 | 757 | 25.2 |
| 1994 | Mike Nahar, C | 30 | 160 | 0 | 143 | 463 | 15.4 |
| 1995 | Vitaly Potapenko, C | 30 | 212 | 0 | 151 | 575 | 19.2 |
| 1996 | Vitaly Potapenko, C | 26 | 198 | 1 | 141 | 538 | 20.7 |
| 1997 | Keion Brooks, G | 27 | 160 | 7 | 66 | 393 | 14.6 |
| 1998 | Keion Brooks, G | 28 | 181 | 17 | 100 | 479 | 17.1 |
| 1999 | Keion Brooks, G | 27 | 208 | 26 | 117 | 559 | 20.7 |
| 2000 | Kevin Melson, F | 22 | 137 | 16 | 120 | 410 | 18.6 |
| 2001 | Kevin Melson, F | 29 | 147 | 11 | 130 | 435 | 15.0 |
| 2002 | Cain Doliboa, F | 28 | 143 | 104 | 80 | 470 | 16.8 |
| 2003 | Seth Doliboa, F | 28 | 217 | 67 | 124 | 625 | 22.3 |
| 2004 | Vernard Hollins, G | 28 | 153 | 18 | 132 | 456 | 16.3 |
| 2005 | DaShaun Wood, G | 30 | 163 | 25 | 105 | 456 | 15.2 |
| 2006 | DaShaun Wood, G | 28 | 165 | 22 | 150 | 502 | 17.9 |
| 2007 | DaShaun Wood, G | 33 | 223 | 59 | 143 | 648 | 19.6 |
| 2008 | Vaughn Duggins, G | 31 | 145 | 58 | 81 | 429 | 13.8 |
| 2009 | Todd Brown, G | 33 | 127 | 53 | 80 | 387 | 11.7 |
| 2010 | Vaughn Duggins, G | 29 | 143 | 49 | 77 | 412 | 14.2 |
| 2011 | Vaughn Duggins, G | 33 | 202 | 37 | 152 | 593 | 18.0 |
| 2012 | Julius Mays, G | 30 | 127 | 50 | 119 | 423 | 14.1 |
| 2013 | Cole Darling, F | 22 | 88 | 19 | 54 | 249 | 11.3 |
| 2014 | AJ Pacher, F | 36 | 147 | 15 | 101 | 410 | 11.4 |
| 2015 | JT Yoho, F | 16 | 89 | 24 | 48 | 250 | 15.6 |
| 2016 | Mark Alstork, G | 35 | 140 | 54 | 100 | 434 | 12.4 |

Leading Rebounders By Season

| Year | Player, Position | G | Off. REB | Def. REB | Total REB | AVG |
|------|----------------------|----|----------|----------|-----------|------|
| 1971 | Jim Thacker, F | 25 | 81 | 143 | 224 | 8.9 |
| 1972 | Bill Fogt, F | 20 | NA | NA | 218 | 10.0 |
| 1973 | Jim Minch, C | 22 | NA | NA | 221 | 10.0 |
| 1974 | Jim Minch, C | 25 | NA | NA | 222 | 8.9 |
| 1975 | Bob Grote, G | 25 | NA | NA | 127 | 5.1 |
| 1976 | Bob Schaefer, F | 28 | NA | NA | 210 | 7.5 |
| 1977 | Curt Shellabarger, C | 27 | NA | NA | 210 | 7.8 |
| 1978 | Bob Schaefer, F | 27 | NA | NA | 190 | 7.0 |
| 1979 | Jimmie Carter, F | 28 | NA | NA | 150 | 5.4 |
| 1980 | Roman Welch, F | 27 | NA | NA | 225 | 8.3 |
| 1981 | Rodney Benson, F | 28 | NA | NA | 229 | 8.2 |
| 1982 | Gary Monroe, F | 28 | NA | NA | 148 | 5.3 |
| 1983 | Gary Monroe, F | 32 | NA | NA | 240 | 7.5 |
| 1984 | Fred Moore, C | 28 | NA | NA | 209 | 7.5 |
| | Steve Purcell, F | 28 | NA | NA | 209 | 7.5 |
| 1985 | Mark Vest, F | 29 | NA | NA | 173 | 6.0 |
| 1986 | Grant Marion, C | 31 | NA | NA | 234 | 7.5 |
| 1987 | James Jones, F | 28 | NA | NA | 181 | 6.5 |
| 1988 | Rondey Robinson, F-C | 25 | NA | NA | 163 | 6.5 |
| 1989 | Rondey Robinson, F-C | 28 | NA | NA | 299 | 10.7 |
| 1990 | Sean Hammonds, F | 28 | 87 | 112 | 199 | 7.1 |
| 1991 | Bill Edwards, F | 28 | 98 | 103 | 201 | 7.2 |
| 1992 | Bill Edwards, F | 28 | 87 | 138 | 225 | 8.0 |
| 1993 | Bill Edwards, F | 30 | 95 | 194 | 289 | 9.6 |
| 1994 | Sean Hammonds, F | 30 | 87 | 147 | 234 | 7.8 |
| 1995 | Vitaly Potapenko, C | 30 | 80 | 113 | 193 | 6.4 |
| 1996 | Vitaly Potapenko, C | 26 | 75 | 118 | 193 | 7.4 |
| 1997 | Keion Brooks, G | 27 | 39 | 88 | 127 | 4.7 |
| 1998 | Thad Burton, C | 28 | 97 | 208 | 305 | 10.9 |
| 1999 | Kevin Melson, F | 27 | 76 | 106 | 182 | 6.7 |
| 2000 | Israel Sheinfeld, C | 28 | 63 | 152 | 215 | 7.7 |
| 2001 | Kevin Melson, F | 29 | 57 | 128 | 185 | 6.4 |
| 2002 | Seth Doliboa, F | 28 | 54 | 142 | 196 | 7.0 |
| 2003 | Seth Doliboa, F | 28 | 52 | 159 | 211 | 7.5 |
| 2004 | Seth Doliboa, F | 28 | 51 | 156 | 207 | 7.4 |
| 2005 | Zach Williams, F | 30 | 71 | 108 | 179 | 6.0 |
| 2006 | Jordan Pleiman, C | 28 | 67 | 121 | 188 | 6.7 |
| 2007 | Drew Bureson, F | 31 | 81 | 110 | 191 | 5.8 |
| 2008 | Scottie Wilson, F | 30 | 60 | 155 | 215 | 7.2 |
| 2009 | Cory Cooperwood, F | 33 | 77 | 101 | 178 | 5.4 |
| 2010 | Cory Cooperwood, F | 29 | 78 | 116 | 194 | 6.1 |
| 2011 | N'Gai Evans, G | 30 | 20 | 98 | 118 | 3.9 |
| 2012 | Cole Darling, F | 30 | 40 | 69 | 109 | 3.6 |
| 2013 | Cole Darling, F | 22 | 27 | 74 | 101 | 4.6 |
| 2014 | AJ Pacher, F | 36 | 48 | 129 | 177 | 4.9 |
| 2015 | JT Yoho, F | 16 | 19 | 84 | 103 | 6.4 |
| 2016 | Joe Thomasson, G | 35 | 18 | 167 | 185 | 5.3 |

MVPS AND RAIDER AWARD WINNERS

MVP

| | |
|---------|-----------------------------|
| 1970–71 | Mark Donahue |
| 1971–72 | Bill Fogt |
| 1972–73 | Jim Minch |
| 1973–74 | Jim Minch |
| 1974–75 | Bob Grote, Lyle Falknor |
| 1975–76 | Bob Grote, Rick Martin |
| 1976–77 | Bob Schaefer |
| 1977–78 | Bob Schaefer |
| 1978–79 | Bob Schaefer |
| 1979–80 | Rodney Benson, Roman Welch |
| 1980–81 | Rodney Benson |
| 1981–82 | Stan Hearn |
| 1982–83 | Gary Monroe |
| 1983–84 | Fred Moore |
| 1984–85 | Mark Vest |
| 1985–86 | Andy Warner, Mark Vest |
| 1986–87 | Lenny Lyons, Joe Jackson |
| 1987–88 | Joe Jackson |
| 1988–89 | Rondey Robinson, Brad Smith |
| 1989–90 | Bill Edwards |
| 1990–91 | Bill Edwards, Mark Woods |
| 1991–92 | Bill Edwards |
| 1992–93 | Bill Edwards, Mark Woods |
| 1993–94 | Mike Nahar |
| 1994–95 | Vitaly Potapenko |
| 1995–96 | Vitaly Potapenko |
| 1996–97 | Keion Brooks |
| 1997–98 | None Awarded |
| 1998–99 | None Awarded |
| 1999–00 | None Awarded |
| 2000–01 | None Awarded |
| 2001–02 | None Awarded |
| 2002–03 | Seth Doliboa |
| 2003–04 | Vernard Hollins |
| 2004–05 | DaShaun Wood, Zach Williams |
| 2005–06 | DaShaun Wood |
| 2006–07 | DaShaun Wood |
| 2007–08 | Vaughn Duggins |
| 2008–09 | Todd Brown |
| 2009–10 | Vaughn Duggins |
| 2010–11 | Vaughn Duggins, N’Gai Evans |
| 2011–12 | None Awarded |
| 2012–13 | Cole Darling |
| 2013–14 | AJ Pacher |
| 2014–15 | None Awarded |
| 2015–16 | None Awarded |

Kendall Griffin Raider Award

| |
|-----------------------------|
| Bill Fogt |
| Bill Fogt |
| Rick Martin |
| Rick Martin |
| Rick Martin |
| Lyle Falknor |
| Bob Cook |
| Joe Fitzpatrick |
| Bob Cook |
| Eddie Crowe, Steve Hartings |
| Steve Hartings |
| T.C. Johnson |
| T.C. Johnson, Steve Purcell |
| Steve Purcell |
| Rodney Webb |
| Joe Jackson |
| Dave Dinn |
| Rondey Robinson |
| Chris Wampler |
| Chris Wampler |
| Sean Hammonds |
| Rob Haucke |
| Jeff Unverferth |
| Delme Herriman |
| Delme Herriman |
| Delme Herriman |
| Rob Welch |
| Steno Kos |
| Bruno Petersons |
| Bruno Petersons |
| Tyson Freeman |
| Tyson Freeman |
| Tyson Freeman |
| Vova Severovas |
| Drew Burlison |
| Jaron Taylor |
| Drew Burlison |
| Scottie Wilson |
| Cory Cooperwood |
| Cory Cooperwood |
| Cooper Land |
| Johann Mpondo |
| Matt Vest |
| Matt Vest |
| Kendall Griffin |
| None Awarded |

ALL-TIME HONORS

ALL-AMERICAN DIVISION II

- 1976 Bob Grote
- 1981 Rodney Benson
- 1981 Roman Welch
- 1983 Gary Monroe
- 1984 Fred Moore
- 1985 Andy Warner
- 1986 Grant Marion
- 1986 Mark Vest

ACADEMIC ALL-AMERICAN

- 1986 Mark Vest

ALL-MID-CONTINENT CONFERENCE

- 1992 Bill Edwards
- 1993 Bill Edwards
Mark Woods
- 1994 Mike Nahar

PLAYER OF THE YEAR

- 1993 Bill Edwards

FIRST TEAM ALL-LEAGUE

- 1995 Vitaly Potapenko
- 1996 Vitaly Potapenko
- 1997 Keion Brooks
- 1999 Keion Brooks
- 2000 Kevin Melson
Israel Sheinfeld
- 2001 Kevin Melson
- 2003 Seth Doliboa
- 2004 Seth Doliboa
- 2006 DaShaun Wood
- 2007 DaShaun Wood
- 2008 Vaughn Duggins
- 2011 Vaughn Duggins

SECOND TEAM ALL-LEAGUE

- 1998 Keion Brooks
- 1999 Kevin Melson
- 2001 Israel Sheinfeld
- 2002 Cain Doliboa
Seth Doliboa
- 2004 Vernard Hollins
- 2005 DaShaun Wood
- 2009 Todd Brown
- 2010 Vaughn Duggins
- 2011 N'Gai Evans
- 2012 Julius Mays
- 2013 Cole Darling
- 2014 AJ Pacher

ALL-NEWCOMER TEAM

- 1995 Vitaly Potapenko

- 1996 Keion Brooks
- 1997 John Sivesind
- 1999 Kevin Melson
Marcus May
- 2001 Jesse Deister
- 2002 Cain Doliboa
Seth Doliboa
- 2004 DaShaun Wood
- 2005 Zach Williams
- 2007 Todd Brown
Vaughn Duggins
- 2012 Julius Mays
- 2015 Grant Benzinger

ALL-DEFENSIVE TEAM

- 2006 DaShaun Wood
- 2007 DaShaun Wood
- 2009 Will Graham
- 2010 Vaughn Duggins
- 2014 Matt Vest
- 2016 Joe Thomasson

PLAYER OF THE YEAR

- 2007 DaShaun Wood

COACH OF THE YEAR

- 2004 Paul Biancardi
- 2008 Brad Brownell (co)
- 2013 Billy Donton

NEWCOMER OF THE YEAR

- 1995 Vitaly Potapenko
- 1999 Kevin Melson
- 2001 Jesse Deister
- 2002 Cain Doliboa
- 2012 Julius Mays

ALL-TOURNAMENT TEAM

- 1995 Vitaly Potapenko
Rob Welch
- 1998 Thad Burton
- 2007 DaShaun Wood (MVP)
Scottie Wilson
- 2010 N'Gai Evans
- 2013 Reggie Arceneaux
Miles Dixon
- 2014 Miles Dixon
AJ Pacher
- 2016 JT Yoho

AP HONORABLE MENTION

ALL-AMERICAN

- 2007 DaShaun Wood

WSU ATHLETIC HALL OF FAME

- 1986 John Ross
- 1987 Bob Grote
- 1988 Bob Schaefer
- 1989 Gary Monroe
- 1992 Mark Vest
- 1996 Greg Gahrns
- 1998 Bill Edwards
- 2001 Vitaly Potapenko
- 2003 Ralph Underhill
- 2004 Mark Woods
- 2005 Dr. Carl Benner
- 2006 Rodney Benson
- 2007 Keion Brooks
- 2009 Jim Brown
1982-83 Team
- 2014 DaShaun Wood

WSU BASKETBALL WALL OF FAME

- 2005 John Ross
Bob Grote
Bob Schaefer
Gary Monroe
Mark Vest
Greg Gahrns
Bill Edwards
Vitaly Potapenko
Ralph Underhill
Mark Woods
- 2006 Eddie Crowe
Fred Moore
Keion Brooks
Abdul Shakur Ahmad
Rodney Benson
- 2008 Jim Brown
Lyle Falknor
Mike Grote
Sean Hammonds
Tim Walker

1000 POINT, 500 REBOUND CLUBS

1000 POINT CLUB

| Player | Games | Fr. | So. | Jr. | Sr. | Total | Avg. |
|--------------------------------|-------|-----|------|------|------|-------|------|
| 1. Bill Edwards (1990–93) | 114 | 432 | 528 | 586 | 757 | 2303 | 20.2 |
| 2. DaShaun Wood (2003–07) | 119 | 243 | 456 | 502 | 648 | 1849 | 15.5 |
| 3. Vaughn Duggins (2006–11) | 130 | 296 | 476* | 412 | 593 | 1777 | 13.7 |
| 4. Keion Brooks (1995–99) | 110 | 335 | 393 | 479 | 559 | 1766 | 16.1 |
| 5. Vernard Hollins (2001–04) | 112 | 279 | 408 | 557 | 456 | 1700 | 15.2 |
| 6. Bob Schaefer (1975–79) | 108 | 338 | 456 | 473 | 367 | 1634 | 15.1 |
| 7. Sean Hammonds (1990–94) | 113 | 397 | 361 | 343 | 472* | 1573 | 13.9 |
| 8. Mark Vest (1984–86) | 88 | DNP | 509 | 535 | 515 | 1559 | 17.7 |
| 9. Seth Doliboa (2001–04) | 84 | DNP | 441 | 625 | 420 | 1486 | 17.7 |
| 10. Todd Brown (2006–10) | 129 | 285 | 395 | 387 | 402 | 1469 | 11.4 |
| 11. Marcus Mumphrey (1989–91) | 111 | 241 | 427 | 466 | 331 | 1465 | 13.2 |
| 12. Lyle Falknor (1972–76) | 99 | 331 | 272 | 417 | 398 | 1418 | 14.3 |
| 13. Bob Grote (1972–76) | 99 | 142 | 357 | 428 | 479 | 1406 | 14.2 |
| 14. Joe Jackson (1985–88) | 113 | 181 | 316 | 462 | 429 | 1388 | 12.3 |
| 15. Fred Moore (1982–84) | 89 | DNP | 287 | 463 | 547 | 1297 | 14.6 |
| 16. Andy Warner (1982–86) | 112 | 128 | 275 | 350* | 517 | 1270 | 11.3 |
| 17. Kevin Melson (1998–01) | 78 | DNP | 395 | 410 | 435 | 1240 | 15.9 |
| 18. Mark Woods (1989–93) | 113 | 270 | 197 | 336 | 413 | 1216 | 10.8 |
| 19. Rick Martin (1973–76) | 99 | 240 | 291 | 331 | 320 | 1182 | 11.9 |
| 20. Drew Burluson (2003–07) | 119 | 213 | 330 | 350 | 283 | 1176 | 9.9 |
| 21. JT Yoho (2012–16) | 119 | 234 | 260 | 250 | 427 | 1171 | 9.8 |
| 22. Vitaly Potapenko (1994–96) | 56 | DNP | 575 | 538 | DNP | 1113 | 19.9 |
| 23. Eddie Crowe (1978–81) | 107 | 225 | 317 | 255 | 315 | 1112 | 10.4 |
| 24. Bill Fogt (1970–74) | 91 | 296 | 277 | 221 | 311 | 1105 | 12.1 |
| 25. Mike Nahar (1990–94) | 102 | 8 | 123 | 486 | 463 | 1080 | 10.6 |
| 26. Reggie Arceneaux (2011–15) | 132 | 272 | 303 | 247 | 227 | 1049 | 7.9 |
| 27. Rodney Benson (1979–81) | 56 | DNP | DNP | 436 | 612 | 1048 | 18.7 |
| 28. Bill Wilson (1976–80) | 109 | 139 | 297 | 288 | 316 | 1040 | 9.5 |
| 29. Israel Sheinfeld (1998–01) | 84 | 109 | 476 | 427 | DNP | 1012 | 12.0 |
| 30. Tim Walker (1972–74) | 84 | 55 | 394 | 302 | 258 | 1009 | 12.0 |

* Includes statistics from redshirt season

500 REBOUND CLUB

| Player | Games | Fr. | So. | Jr. | Sr. | Total | Avg. |
|------------------------------|-------|-----|-----|-----|------|-------|------|
| 1. Bill Edwards (1989–93) | 114 | 192 | 201 | 225 | 289 | 907 | 8.0 |
| 2. Sean Hammonds (1989–94) | 113 | 199 | 198 | 185 | 246* | 828 | 7.3 |
| 3. Jim Minch (1970–74) | 92 | 187 | 154 | 221 | 222 | 784 | 8.5 |
| 4. Bill Fogt (1970–74) | 91 | 209 | 218 | 172 | 139 | 738 | 8.1 |
| 5. Bob Schaefer (1975–79) | 108 | 210 | 196 | 190 | 121 | 717 | 6.6 |
| 6. Jordan Pleiman (2004–08) | 121 | 131 | 188 | 178 | 188 | 685 | 5.7 |
| 7. Seth Doliboa (2001–04) | 84 | DNP | 196 | 211 | 207 | 614 | 7.3 |
| 8. Vernard Hollins (2000–04) | 112 | 141 | 128 | 159 | 166 | 594 | 5.3 |
| 9. Steve Hartings (1977–81) | 107 | 128 | 119 | 169 | 170 | 586 | 5.5 |
| 10. Drew Burluson (2003–07) | 119 | 117 | 124 | 144 | 191 | 576 | 4.8 |
| 11. DaShaun Wood (2003–07) | 119 | 116 | 154 | 126 | 167 | 563 | 4.7 |
| 12. Thomas Hope (1999–03) | 113 | 125 | 163 | 142 | 127 | 557 | 4.9 |
| 13. Bob Grote (1972–76) | 99 | 108 | 127 | 127 | 189 | 551 | 5.6 |
| 14. Steve Purcell (1980–84) | 117 | 75 | 146 | 104 | 209 | 534 | 4.6 |
| 15. Todd Brown (2006–10) | 129 | 95 | 132 | 161 | 141 | 529 | 4.1 |
| 16. Kevin Melson (1998–01) | 78 | DNP | 182 | 160 | 185 | 527 | 6.8 |
| 17. Delme Herriman (1992–96) | 113 | 89 | 108 | 162 | 165 | 524 | 4.6 |
| 18. Fred Moore (1981–84) | 89 | DNP | 114 | 187 | 209 | 510 | 5.7 |

* Includes statistics from redshirt season

ALL-TIME LETTERWINNERS

A

Mark Alstork/16
Malcolm Andrews/02, 03
Reggie Arceneaux/12, 13, 14, 15

B

John Balwigaire/12
Theron Barbour/81, 82, 84, 85
Armond Battle/11, 12
Phil Benninger/83
Rodney Benson/80, 81
Scott Benton/88, 89, 90, 91
Grant Benzinger/15, 16
Anthony Bias/82, 83
Joe Bills/00, 01, 02, 03
Scott Blair/91, 92, 93, 94
Mike Boan/09
Dave Bockhorn/78
Zakee Boyd/04, 05
Joe Bozeman/04
Jeff Bragg/78, 79, 80, 81
Joe Bramanti/13
Lincoln Bramlag/92
Quincy Brann/94, 95
Dan Brinkman/75
Anthony Brown/96, 97
Keion Brooks/96, 97, 98, 99
Corey Brown/87, 88
Todd Brown/07, 08, 09, 10
Drew Burseson/04, 05, 06, 07
Thad Burton/95, 96, 97, 98
Braden Bushman/01, 02, 03, 04

C

Jimmie Carter/78, 79
Darian Cartham/10
Terrance Cast/96
Mark Cheli/73
Fred Clark/71, 72
Kegan Clark/11
Daniel Collie/13, 14, 15, 16
Sterling Collins/94
Mike Conner/94, 95, 96, 97
Guy Conners/77
Bob Cook/77, 78, 79
Cory Cooperwood/09, 10
James Craft/06
Tyrell Cromwell/90
Greg Cross/71
Eddie Crowe/78, 79, 80, 81
Jason Cuffee/12
Jim Cunningham/74, 75
Sherman Curry/98, 99

D

Paul Darkwa/10

Cole Darling/11, 12, 13, 14
Roderick Davis/15, 16
Steven Davis/14, 15
Jesse Deister/01, 02
Miles Dixon/13, 14
Dave Dinn/87, 88, 90, 91
Michael Doles/01
Cain Doliboa/02
Seth Doliboa/02, 03, 04
Mark Donahue/71
Bobo Drummond/13
Vaughn Duggins/07, 08, 09, 10, 11

E

Bill Edwards/90, 91, 92, 93
Robert Eldridge/06
Eric Ellis/83, 84
Eric Ernst/83, 84, 85
Parker Ernsthausen/16
Grant Evans/15
N'Gai Evans/08, 09, 10, 11

F

Lyle Falknor/73, 74, 75, 76
Joe Fitzpatrick/77, 78, 79, 80
Bill Fogt/71, 72, 73, 74
Lonnie Folks/74
Tyson Freeman/00, 01, 02, 03

G

John David Gardner/08, 09, 10
Rob Geistwhite/87, 88, 89, 90
Stephen Gossard/12, 13, 14
Henry Grace/86, 87
Will Graham/06, 07, 08, 09
Kendall Griffin/12, 13, 14, 15
Ryan Grose/97, 98, 99
Bob Grote/73, 74, 75, 76
Mike Grote/82, 83, 84
Scott Grote/09, 10

H

Mike Haley II/91, 92
Mark Hall/77
Vance Hall/11, 12
Sean Hammonds/90, 91, 92, 93, 94
Steve Hartings/78, 79, 80, 81
Rob Haucke/89, 90, 91, 92
Stan Hearn/82
Mike Herr/75
Delme Herriman/93, 94, 95, 96
Andy Holderman/91, 92, 93, 94
Vernard Hollins/01, 02, 03, 04
Louis Holmes/99, 00
Tom Holzapfel/79, 80, 82, 83
Thomas Hope/00, 01, 02, 03

Chrishawn Hopkins/14, 15
Gavin Horne/08, 09
Matt Horstman/87, 88, 89
Jim Hough/75
Mark Howell/14, 15
Mark Hughes/16
Dan Huguely/76, 77, 78, 79

J

Joe Jackson/85, 86, 87, 88
Antuan Johnson/95, 96
T. C. Johnson/82, 83, 84
James Jones/85, 86, 87, 88
Tyrone Joye/85, 86

K

Michael Karena/15, 16
Sam Kilburn/75
Tyler Koch/10
Alex Kock/04
Steno Kos/96, 97, 98

L

Cooper Land/08, 09, 10, 11
Lewis Lequient/97
John Lucas/72, 73
Lenny Lyons/85, 86, 87

M

Dave Magill/71
Leon Manning/80, 81
Grant Marion/85, 86
Bill Marras/72
Rick Martin/73, 74, 75, 76
Rick Martinez/94, 95, 96
Marcus May/99, 00, 01
Julius Mays/12
Mark McCormick/82, 83, 85, 86
Greg McCurdy/72, 73, 74
Alan McGee/76, 77, 78
Chris McGuire/92, 93
Phil McKee/73
Kevin Melson/99, 00, 01
Keith Miller/80, 81
Ken Millisor/76
Jim Minch/71, 73, 74
Biggie Minnis/16
Justin Mitchell/15, 16
Gary Monroe/82, 83
Fred Moore/82, 83, 84
Daniel Mortensen/16
Johann Mpondo/11, 12
Marcus Mumphy/89, 90, 91
Parysh Munroe/05, 06

ALL-TIME RESULTS

1970-71

Won 7, Lost 17

Home 3-3, Away 3-13, Neutral 1-1

Coach: John Ross

| Date | Opponent | W/L | Score |
|-------|----------------------|-----|--------|
| 11-20 | at Cumberland (3OT) | L | 82-84 |
| 11-21 | at Berea | L | 79-96 |
| 12-2 | at Ashland | L | 56-95 |
| 12-4 | at Taylor + | L | 89-102 |
| 12-5 | vs. Wilberforce + | L | 93-101 |
| 12-12 | at Findlay | L | 67-87 |
| 12-14 | Grand Valley State | W | 91-84 |
| 12-15 | vs. Harris Teacher ^ | W | 83-63 |
| 12-16 | vs. Scott AFB ^ † | W | 136-63 |
| 12-18 | Cumberland | W | 95-93 |
| 12-22 | at Rose-Hulman | W | 103-91 |
| 1-2 | at Otterbein | L | 79-105 |
| 1-16 | Cedarville | L | 71-82 |
| 1-20 | at Wilberforce | W | 68-67 |
| 1-23 | at Rio Grande | L | 69-71 |
| 1-27 | at Wilmington | L | 89-116 |
| 1-30 | at Northwood | L | 76-87 |
| 2-6 | Marian | L | 81-82 |
| 2-9 | at St. Joseph's (IN) | L | 59-87 |
| 2-13 | at Defiance | L | 93-105 |
| 2-17 | Wilberforce | W | 89-68 |
| 2-20 | at Transylvania | L | 65-86 |
| 2-22 | Bellarmine | L | 82-84 |
| 2-25 | at Earlham | L | 84-89 |
| 2-27 | at Walsh | W | 92-83 |

- + Taylor Invitational (Upland, IN)
- ^ McKendree Holiday Tournament (Lebanon, IL)
- † Game does not count in season record

1971-72

Won 9, Lost 14

Home 6-4, Away 2-9, Neutral 1-1

Coach: John Ross

| Date | Opponent | W/L | Score |
|-------|-----------------------|-----|---------|
| 11-21 | Berea | W | 88-87 |
| 11-22 | vs. Spring Arbor + | W | 75-71 |
| 12-2 | at Taylor + | L | 88-104 |
| 12-5 | at Bellarmine | L | 52-74 |
| 12-10 | at Rose-Hulman | L | 70-89 |
| 12-15 | Kenyon | L | 52-71 |
| 12-20 | vs. Aquinas | L | 63-80 |
| 12-29 | at Grand Valley State | L | 86-111 |
| 1-5 | Thomas More | L | 61-76 |
| 1-8 | at Marian (2 OT) | W | 109-107 |
| 1-12 | at Wilmington | L | 59-73 |
| 1-15 | Wilberforce | L | 77-78 |
| 1-18 | Cedarville | W | 85-77 |
| 1-22 | Rio Grande | W | 83-81 |
| 1-25 | Cumberland | W | 93-81 |
| 1-28 | Northwood | L | 63-89 |
| 2-2 | at Wilberforce | W | 95-81 |
| 2-5 | at Ohio Northern | L | 85-94 |
| 2-7 | at Cumberland | L | 83-91 |
| 2-12 | at Cleveland State | L | 65-75 |
| 2-18 | Walsh | W | 86-82 |
| 2-24 | Earlham | W | 81-74 |
| 2-27 | at Thomas More | L | 70-81 |

- + Taylor Invitational (Upland, IN)

1972-73

Won 17, Lost 5

Home 8-3, Away 8-1, Neutral 1-1

Coach: John Ross

| Date | Opponent | W/L | Score |
|------|----------------------|-----|-------|
| 12-2 | at Kenyon | W | 64-57 |
| 12-6 | at Northern Kentucky | W | 91-87 |

| | | | |
|-------|------------------------|---|--------|
| 12-15 | Miami (UD) | L | 59-84 |
| 12-20 | at Marietta (OT) | W | 68-63 |
| 12-22 | at Cleveland State | W | 52-48 |
| 12-27 | vs. Denison + | W | 72-58 |
| 12-28 | at Kenyon + | W | 70-53 |
| 1-4 | Thomas More | W | 78-70 |
| 1-16 | Rio Grande | W | 65-64 |
| 1-19 | vs. Principia ^ (2 OT) | L | 80-82 |
| 1-20 | at Rose-Hulman ^ | W | 79-61 |
| 1-26 | Otterbein (OT) | L | 70-74 |
| 1-30 | Cumberland | L | 76-81 |
| 2-3 | Ohio Northern | W | 68-47 |
| 2-7 | Marian | W | 91-68 |
| 2-10 | at Berea | L | 74-80 |
| 2-13 | Wilberforce | W | 100-69 |
| 2-17 | Rose-Hulman | W | 81-60 |
| 2-19 | Tiffin | W | 81-67 |
| 2-23 | Northern Kentucky | W | 78-69 |
| 2-28 | at Thomas More | W | 71-70 |
| 3-3 | at Cedarville | W | 89-78 |

- + Colonel City Classic (Gambier, OH)
- ^ Rose-Hulman Invitational (Terre Haute, IN)

1973-74

Won 17, Lost 8

Home 12-0, Away 3-8, Neutral 2-0

Coach: John Ross

| Date | Opponent | W/L | Score |
|-------|---------------------|-----|--------|
| 12-1 | Wilmington | W | 87-55 |
| 12-4 | at Miami | L | 69-79 |
| 12-8 | Heidelberg | W | 73-54 |
| 12-12 | at Cincinnati | L | 42-78 |
| 12-15 | at Cumberland | L | 67-81 |
| 12-20 | Marietta | W | 76-58 |
| 12-22 | Berea | W | 87-56 |
| 12-28 | vs. Adrian + | W | 81-64 |
| 12-29 | vs. Bluffton + | W | 62-60 |
| 1-3 | Northern Kentucky | W | 92-59 |
| 1-5 | Urbana | W | 83-59 |
| 1-10 | at Stetson | L | 61-64 |
| 1-12 | at Rollins | L | 77-84 |
| 1-16 | at Kent State | L | 78-87 |
| 1-19 | at Rio Grande | W | 79-69 |
| 1-21 | Cleveland State | W | 69-45 |
| 1-26 | at Otterbein | L | 64-70 |
| 2-2 | at Franklin | W | 46-45 |
| 2-7 | at Marian | L | 82-88 |
| 2-13 | Tiffin | W | 99-58 |
| 2-16 | Wilberforce | W | 120-55 |
| 2-20 | Bellarmine | W | 99-75 |
| 2-23 | at Rose-Hulman (OT) | W | 90-77 |
| 2-26 | Thomas More | W | 80-68 |
| 3-2 | Cedarville | W | 102-75 |

- + Colonel City Classic (Gambier, OH)

1974-75

Won 15, Lost 10

Home 10-2, Away 4-8, Neutral 1-0

Coach: John Ross

| Date | Opponent | W/L | Score |
|-------|---------------------|-----|-------|
| 11-30 | at Cincinnati | L | 71-89 |
| 12-4 | Tiffin | W | 92-57 |
| 12-7 | at Miami | L | 61-85 |
| 12-14 | Heidelberg | W | 65-59 |
| 12-21 | Indiana Southeast | W | 74-53 |
| 12-27 | vs. Ohio Northern + | W | 44-37 |
| 12-28 | at Kenyon + | W | 71-55 |
| 1-4 | at Rice | L | 83-92 |
| 1-9 | Cleveland State | W | 58-53 |
| 1-13 | Wilberforce | W | 78-69 |

| | | | |
|------|----------------------|---|--------|
| 1-16 | at Rollins | L | 57-59 |
| 1-18 | at Stetson | L | 38-62 |
| 1-22 | Northern Kentucky | W | 90-76 |
| 1-25 | Rio Grande | W | 103-80 |
| 1-28 | Akron | L | 60-63 |
| 1-30 | Slippery Rock | L | 79-81 |
| 2-1 | Franklin | W | 87-60 |
| 2-5 | at Urbana | W | 82-76 |
| 2-8 | at Cleveland State | L | 60-75 |
| 2-11 | Cumberland | W | 88-73 |
| 2-15 | at Bellarmine (OT) | L | 79-83 |
| 2-19 | at Northern Kentucky | W | 80-78 |
| 2-22 | Central State | W | 62-60 |
| 2-25 | at Thomas More | W | 68-58 |
| 3-1 | at Indiana Southeast | L | 71-76 |

- + Colonel City Classic (Gambier, OH)

1975-76

Won 20, Lost 8

Home 14-0, Away 4-8, Neutral 2-0

Coach: Marcus Jackson

| Date | Opponent | W/L | Score |
|-------|-------------------------|-----|--------|
| 11-29 | Oakland | W | 103-79 |
| 12-3 | at Cincinnati | L | 70-118 |
| 12-6 | Marian | W | 107-83 |
| 12-13 | Otterbein | W | 86-84 |
| 12-16 | Cumberland | W | 87-75 |
| 12-20 | Indianapolis | W | 91-82 |
| 12-29 | vs. Ohio Northern + | W | 83-80 |
| 12-30 | at Kenyon + | L | 68-73 |
| 1-3 | at Armstrong State (OT) | W | 89-85 |
| 1-7 | Cleveland State | W | 75-73 |
| 1-10 | Central State | W | 84-80 |
| 1-12 | at Morehead State | L | 74-94 |
| 1-14 | Akron | W | 78-65 |
| 1-17 | at Stetson | L | 66-70 |
| 1-21 | Roosevelt | W | 118-59 |
| 1-24 | Indiana-Southeast | W | 94-52 |
| 1-28 | at Akron (2OT) | W | 84-81 |
| 1-31 | at Slippery Rock | L | 72-75 |
| 2-4 | Northern Kentucky | W | 91-87 |
| 2-7 | at Cleveland State | W | 76-62 |
| 2-11 | at Franklin | W | 58-57 |
| 2-14 | Bellarmine | W | 71-64 |
| 2-18 | at Northern Kentucky | L | 73-85 |
| 2-21 | at Central State | L | 51-59 |
| 2-24 | Thomas More | W | 86-74 |
| 2-28 | Wilmington | W | 109-53 |
| 3-10 | at Evansville # | L | 75-85 |
| 3-11 | vs. St. Joseph's (IN) # | W | 72-68 |

- + Colonel City Classic (Gambier, OH)
- # NCAA Division II Regional (Evansville, IN)

1976-77

Won 11, Lost 16

Home 8-7, Away 3-9

Coach: Marcus Jackson

| Date | Opponent | W/L | Score |
|-------|-----------------------------|-----|--------|
| 11-26 | Slippery Rock + | L | 75-77 |
| 11-27 | Western Illinois + | W | 90-82 |
| 11-29 | IUPUI | L | 84-89 |
| 12-1 | at Cincinnati | L | 52-120 |
| 12-4 | Northern Kentucky | L | 56-62 |
| 12-8 | Miami | L | 54-67 |
| 12-11 | at Marian | W | 55-52 |
| 12-13 | Indianapolis | W | 80-68 |
| 12-15 | at Akron ^ | L | 59-71 |
| 12-20 | at North Dakota | L | 58-67 |
| 1-4 | Northeastern Illinois (3OT) | W | 98-96 |
| 1-8 | Chicago State | W | 103-69 |

ALL-TIME RESULTS

| | | | |
|------|----------------------|---|-------|
| 1-12 | at Northern Kentucky | L | 62-81 |
| 1-15 | Armstrong State | W | 83-81 |
| 1-17 | at Milwaukee | L | 66-75 |
| 1-22 | Wisconsin-Parkside | L | 64-69 |
| 1-24 | Robert Morris | W | 80-76 |
| 1-27 | at Cleveland State | W | 77-56 |
| 1-29 | at Youngstown State | L | 71-73 |
| 1-31 | Eastern Illinois | L | 61-74 |
| 2-5 | at VCU | L | 70-82 |
| 2-9 | Franklin | W | 77-67 |
| 2-12 | at Bellarmine (OT) | L | 85-88 |
| 2-14 | Cleveland State | L | 67-74 |
| 2-19 | at Kentucky State | L | 69-74 |
| 2-23 | Akron | W | 93-79 |
| 2-26 | at Eastern Illinois | L | 55-62 |

| | | | |
|------|----------------------------|---|--------|
| 1-24 | at Missouri-St. Louis (OT) | L | 89-94 |
| 1-27 | IUPUI | W | 117-64 |
| 1-31 | at Northern Kentucky | W | 80-63 |
| 2-5 | Eastern Illinois (UD) | W | 77-66 |
| 2-10 | at Bellarmine | W | 89-83 |
| 2-12 | Cleveland State (UD) | W | 70-64 |
| 2-17 | Akron | W | 91-80 |
| 2-21 | St. Joseph's (IN) (OT) | L | 78-79 |
| 2-24 | Missouri-St. Louis | W | 94-75 |
| 2-26 | Spring Arbor | W | 109-75 |
| 3-2 | at Northern Michigan # | W | 75-66 |
| 3-3 | vs. St. Joseph's (IN) # | L | 68-73 |

| | | | |
|------|-------------------------|---|--------|
| 2-4 | at Youngstown State | W | 66-59 |
| 2-7 | at Eastern Illinois | L | 63-72 |
| 2-10 | at Central State (UD) | W | 77-62 |
| 2-12 | at Kentucky Wesleyan | W | 78-60 |
| 2-18 | Indianapolis | W | 92-57 |
| 2-21 | Siena Heights | W | 86-74 |
| 2-23 | Spring Arbor | W | 101-62 |
| 2-25 | New York Tech | W | 69-61 |
| 2-27 | Kentucky Wesleyan | W | 96-76 |
| 3-6 | vs. Northern Michigan # | L | 69-70 |
| 3-7 | vs. Southern Indiana # | W | 96-89 |

NCAA Division II Regional (Macomb, IL)

1981-82

Won 22, Lost 7

Home 15-2, Away 7-5, Neutral 1-0

Coach: Ralph Underhill

| Date | Opponent | W/L | Score |
|-------|-----------------------------|-----|--------|
| 11-28 | Wilberforce | W | 102-60 |
| 12-2 | at Bowling Green | W | 81-71 |
| 12-5 | Franklin | W | 92-73 |
| 12-7 | at Miami | W | 65-59 |
| 12-13 | at Charleston | L | 69-83 |
| 12-15 | Thomas More | W | 100-78 |
| 12-18 | Otterbein | W | 86-83 |
| 12-21 | Charleston | W | 68-55 |
| 1-2 | Northeastern Illinois | W | 99-63 |
| 1-4 | Lewis | L | 57-69 |
| 1-6 | at Indianapolis | W | 77-61 |
| 1-9 | Gannon | W | 73-55 |
| 1-14 | Central State (UD) | W | 86-72 |
| 1-20 | Northern Kentucky (OT) | W | 57-55 |
| 1-23 | IPFW | W | 105-80 |
| 1-25 | IUPUI | W | 96-87 |
| 1-27 | at St. Joseph's (IN) | W | 75-56 |
| 2-1 | Youngstown State | W | 85-74 |
| 2-4 | at Kentucky State | W | 97-89 |
| 2-6 | Transylvania | W | 74-60 |
| 2-9 | at Central State (UD) | L | 73-94 |
| 2-11 | at Lewis | L | 74-76 |
| 2-17 | Indianapolis | L | 83-87 |
| 2-20 | Siena Heights | W | 83-71 |
| 2-24 | at Transylvania | L | 52-55 |
| 2-27 | at Northern Kentucky | W | 69-67 |
| 3-2 | Kentucky State | W | 90-81 |
| 3-6 | at Kentucky Wesleyan # (OT) | L | 71-76 |
| 3-7 | vs. Bellarmine # (2OT) | W | 87-86 |

NCAA Division II Regional (Owensboro, KY)

1977-78

Won 14, Lost 13

Home 9-7, Away 5-6

Coach: Marcus Jackson

| Date | Opponent | W/L | Score |
|-------|--------------------------|-----|--------|
| 11-25 | West Virginia Wesleyan + | W | 78-76 |
| 11-26 | Wittenberg + (OT) | L | 80-85 |
| 11-29 | Campbellsville | W | 81-69 |
| 12-3 | at Northern Kentucky | L | 52-76 |
| 12-10 | Morehead State | L | 79-87 |
| 12-13 | at Miami | L | 69-73 |
| 12-16 | Thomas More | W | 67-57 |
| 12-19 | at IUPUI (OT) | W | 82-79 |
| 12-30 | Wisconsin-Oshkosh | W | 84-71 |
| 1-5 | Eastern Illinois | W | 74-71 |
| 1-7 | at Central State | L | 57-65 |
| 1-10 | Roanoke | W | 80-60 |
| 1-14 | at Clearwater | W | 119-65 |
| 1-16 | at Armstrong State | W | 85-74 |
| 1-21 | Akron | W | 69-61 |
| 1-26 | at Robert Morris | W | 90-81 |
| 1-28 | Youngstown State | W | 60-59 |
| 2-1 | at Indianapolis | W | 78-75 |
| 2-4 | VCU | L | 59-63 |
| 2-8 | at Eastern Illinois | L | 60-64 |
| 2-11 | Bellarmine | L | 63-65 |
| 2-13 | Milwaukee | W | 71-69 |
| 2-15 | at Cleveland State | L | 62-77 |
| 2-18 | Kentucky State | L | 75-92 |
| 2-20 | Northern Kentucky (OT) | L | 73-77 |
| 2-23 | at Akron | L | 85-88 |
| 2-25 | Point Park | L | 85-95 |

+ Wright State Invitational

1979-80

Won 25, Lost 3

Home 18-1, Away 7-2

Coach: Ralph Underhill

| Date | Opponent | W/L | Score |
|-------|-------------------------|-----|--------|
| 12-1 | Oakland | W | 84-58 |
| 12-3 | Campbellsville | W | 93-79 |
| 12-5 | at Indianapolis | W | 95-84 |
| 12-8 | Wayne State | W | 92-75 |
| 12-10 | at Miami | W | 83-68 |
| 12-13 | Armstrong State (UD) | W | 99-85 |
| 12-15 | Otterbein (UD) | W | 69-65 |
| 12-20 | St. Joseph's (IN) | W | 115-81 |
| 12-22 | Bellarmine | W | 102-79 |
| 1-3 | Wilberforce | W | 82-58 |
| 1-7 | at Central State (UD) | L | 60-69 |
| 1-9 | Indianapolis | W | 84-74 |
| 1-12 | Heidelberg | W | 97-55 |
| 1-16 | at St. Joseph's (IN) | W | 72-68 |
| 1-19 | Elmhurst | W | 101-59 |
| 1-23 | Marion | W | 122-86 |
| 1-26 | at IUPUI | W | 92-77 |
| 1-30 | at Northern Kentucky | W | 116-66 |
| 2-2 | Thomas More | W | 73-70 |
| 2-4 | at Rice | L | 78-84 |
| 2-9 | at Bellarmine | W | 66-63 |
| 2-11 | Missouri-St. Louis (UD) | W | 82-69 |
| 2-16 | Northern Kentucky | W | 88-70 |
| 2-18 | Youngstown State | W | 72-61 |
| 2-23 | SIU Edwardsville | W | 97-88 |
| 2-25 | at Missouri-St. Louis | W | 78-71 |
| 2-29 | Eastern Illinois # | L | 64-73 |
| 3-1 | Southern Indiana # | W | 88-85 |

NCAA Division II Regional (WSU)

1980-81

Won 25, Lost 4

Home 16-1, Away 8-2, Neutral 1-1

Coach: Ralph Underhill

| Date | Opponent | W/L | Score |
|-------|----------------------|-----|--------|
| 11-29 | Wilberforce | W | 111-72 |
| 12-1 | Miami | W | 92-84 |
| 12-3 | Bowling Green | W | 81-68 |
| 12-6 | Wayne State | W | 86-65 |
| 12-10 | at St. Leo | W | 124-77 |
| 12-17 | at Bellarmine | W | 85-76 |
| 12-20 | District of Columbia | W | 76-63 |
| 12-22 | Eastern Illinois | W | 81-73 |
| 1-3 | IUPUI | W | 81-61 |
| 1-7 | at Indianapolis | W | 68-61 |
| 1-10 | Marian | W | 87-67 |
| 1-12 | Central State (UD) | W | 72-58 |
| 1-14 | at St. Joseph's (IN) | L | 80-87 |
| 1-17 | Northern Kentucky | W | 90-76 |
| 1-21 | Bellarmine | L | 84-87 |
| 1-24 | SIU Edwardsville | W | 81-65 |
| 1-28 | St. Joseph's (IN) | W | 107-79 |
| 1-31 | at Northern Kentucky | W | 91-60 |

1982-83

NCAA Division II Champs

Won 28, Lost 4

Home 17-3, Away 8-1, Neutral 3-0

Coach: Ralph Underhill

| Date | Opponent | W/L | Score |
|-------|-----------------------|-----|--------|
| 12-1 | Southern Indiana | W | 92-81 |
| 12-8 | at Indianapolis | W | 65-60 |
| 12-11 | Thomas More | W | 96-82 |
| 12-15 | Alderson-Broadus | W | 107-88 |
| 12-18 | West Virginia State | W | 78-61 |
| 12-21 | Spring Hill | W | 97-57 |
| 12-22 | at Bellarmine | W | 98-91 |
| 1-4 | St. Francis (IL) | W | 92-79 |
| 1-7 | SIU Edwardsville + | W | 68-58 |
| 1-8 | Central State + | L | 67-89 |
| 1-12 | at IUPUI | W | 76-65 |
| 1-15 | Northeastern Illinois | W | 83-63 |
| 1-17 | Cheyney | L | 60-68 |
| 1-19 | Indianapolis | W | 94-76 |
| 1-22 | IPFW (OT) | L | 53-54 |
| 1-26 | Northern Kentucky | W | 69-63 |

ALL-TIME RESULTS

| | | | |
|---|-----------------------------|---|--------|
| 1-29 | at Kentucky Wesleyan | W | 65-64 |
| 2-2 | Franklin | W | 86-64 |
| 2-5 | Transylvania | W | 73-62 |
| 2-8 | Central State (UD) | W | 55-51 |
| 2-12 | at Gannon | W | 76-60 |
| 2-14 | Bellarmino | W | 103-78 |
| 2-16 | Kentucky Wesleyan | W | 80-56 |
| 2-22 | at Louisville | L | 55-71 |
| 2-24 | at Indiana Tech | W | 101-74 |
| 2-26 | at Transylvania | W | 88-70 |
| 3-2 | St. Joseph's (IN) | W | 130-92 |
| 3-11 | vs. Lewis # | W | 71-57 |
| 3-12 | at Kentucky Wesleyan # | W | 69-67 |
| 3-19 | at Bloomsburg State ~ | W | 73-53 |
| 3-25 | vs. Cal State Bakersfield ! | W | 57-50 |
| 3-26 | vs. District of Columbia ! | W | 92-73 |
| + Wright State Invitational | | | |
| # NCAA Division II Regional (Owensboro, KY) | | | |
| ~ NCAA Division II Quarterfinals (Bloomsburg, PA) | | | |
| ! NCAA Division II Final Four (Springfield, MA) | | | |

| | | | |
|--|---------------------------|---|--------|
| 1-2 | Franklin | W | 82-75 |
| 1-4 | Missouri-St. Louis ^ (OT) | W | 83-78 |
| 1-5 | Central State ^ | W | 85-70 |
| 1-9 | at IUPUI | L | 74-77 |
| 1-12 | Marycrest | W | 99-86 |
| 1-16 | Kentucky Wesleyan | W | 88-82 |
| 1-19 | Ashland | W | 79-76 |
| 1-21 | Indianapolis | W | 79-71 |
| 1-26 | Northern Kentucky | W | 55-53 |
| 1-31 | Urbana | W | 113-78 |
| 2-2 | Michigan-Dearborn | W | 115-63 |
| 2-6 | Central State | W | 71-62 |
| 2-9 | at SIU Edwardsville | L | 58-59 |
| 2-16 | SIU Edwardsville | L | 81-59 |
| 2-18 | at Charleston | L | 92-149 |
| 2-23 | Spring Arbor | W | 91-68 |
| 2-27 | Wayne State | W | 97-82 |
| 3-2 | at Northern Kentucky | L | 69-71 |
| 3-9 | vs. Lewis # | W | 61-53 |
| 3-10 | at Kentucky Wesleyan # | L | 72-84 |
| + Florida Southern Invitational (Lakeland, FL) | | | |
| ^ Wright State Invitational | | | |
| # NCAA Division II Regional (Owensboro, KY) | | | |

| | | | |
|-------|-----------------------|---|--------|
| 11-29 | IPFW | W | 79-78 |
| 12-4 | Northern Kentucky | W | 63-60 |
| 12-6 | at Toledo | L | 73-75 |
| 12-10 | Michigan-Dearborn | W | 116-77 |
| 12-13 | at Kentucky Wesleyan | L | 75-114 |
| 12-16 | Northeastern Illinois | W | 122-85 |
| 12-20 | at Queens | W | 77-67 |
| 12-22 | at Pace | L | 68-71 |
| 1-3 | Wooster | W | 100-75 |
| 1-6 | Kentucky Wesleyan | W | 70-64 |
| 1-9 | Queens + | W | 75-61 |
| 1-10 | Eastern Montana + | W | 76-73 |
| 1-17 | Manchester | W | 93-53 |
| 1-19 | at Edinboro | L | 77-79 |
| 1-21 | Indianapolis | W | 52-47 |
| 1-24 | Findlay | L | 69-72 |
| 1-28 | at Youngstown State | L | 90-99 |
| 1-31 | at Kentucky State | W | 92-80 |
| 2-2 | IUPUI | W | 92-82 |
| 2-4 | at Central State (UD) | L | 77-81 |
| 2-7 | at Northern Kentucky | L | 52-64 |
| 2-11 | Kentucky State | W | 82-74 |
| 2-14 | Ashland | W | 69-67 |
| 2-18 | Wilmington | W | 94-74 |
| 2-21 | Spring Arbor | W | 112-70 |
| 2-25 | at IPFW | W | 70-68 |
| 2-28 | Quincy | W | 93-71 |

+ Wright State Invitational

1983-84

Won 19, Lost 9

Home 14-4, Away 5-5

Coach: Ralph Underhill

| Date | Opponent | W/L | Score |
|-------|---------------------------|-----|---------|
| 11-26 | Davis and Elkins | W | 71-55 |
| 12-3 | Edinboro | W | 50-42 |
| 12-7 | Indianapolis | W | 83-71 |
| 12-10 | Thomas More | W | 97-75 |
| 12-14 | Chapman | W | 106-83 |
| 12-17 | Heidelberg | L | 70-74 |
| 12-21 | at Bellarmine | L | 70-82 |
| 1-3 | at IPFW | L | 53-61 |
| 1-6 | Northeastern Illinois + | W | 70-59 |
| 1-7 | Cheyney + | L | 73-79 |
| 1-11 | IUPUI | W | 94-72 |
| 1-14 | Illinois Tech | W | 106-67 |
| 1-18 | Central State (UD) | W | 68-67 |
| 1-21 | Ashland | W | 72-65 |
| 1-25 | at Indianapolis | W | 65-55 |
| 1-27 | Marycrest | W | 110-85 |
| 1-31 | at Southern Indiana | W | 70-56 |
| 2-1 | at Kentucky Wesleyan | L | 69-81 |
| 2-8 | at District of Columbia | L | 84-89 |
| 2-11 | Spring Arbor | W | 78-75 |
| 2-13 | Kentucky Wesleyan | L | 66-69 |
| 2-18 | at Ashland (2OT) | W | 69-60 |
| 2-20 | at Louisville | L | 69-90 |
| 2-23 | Bellarmino | W | 71-59 |
| 2-25 | Michigan-Dearborn | W | 116-101 |
| 2-28 | at St. Francis (IL) | W | 90-72 |
| 2-29 | at Illinois Tech | W | 100-64 |
| 3-3 | District of Columbia (OT) | L | 66-68 |

+ Wright State Invitational

1984-85

Won 22, Lost 7

Home 19-0, Away 1-7, Neutral 2-0

Coach: Ralph Underhill

| Date | Opponent | W/L | Score |
|-------|----------------------------|-----|--------|
| 11-21 | Grace | W | 102-73 |
| 11-24 | Northeastern Illinois | W | 91-83 |
| 12-4 | Malone | W | 67-65 |
| 12-8 | at Kentucky Wesleyan | L | 53-76 |
| 12-12 | at Ashland | W | 71-67 |
| 12-15 | IPFW | W | 83-72 |
| 12-17 | Bellarmino | W | 93-84 |
| 12-21 | vs. District of Columbia + | W | 93-81 |
| 12-22 | at Florida Southern + | L | 62-66 |

1985-86

Won 28, Lost 3

Coach: Ralph Underhill

| Date | Opponent | W/L | Score |
|-------|------------------------|-----|---------|
| 11-23 | at IPFW | W | 75-66 |
| 11-25 | Northern Kentucky | W | 86-74 |
| 11-27 | Southern Indiana (2OT) | W | 108-102 |
| 11-30 | Lake Superior State | W | 111-61 |
| 12-7 | at Toledo | W | 67-66 |
| 12-11 | Ashland | W | 72-65 |
| 12-14 | at Kentucky Wesleyan | L | 75-90 |
| 12-16 | at Southern Indiana | L | 75-84 |
| 12-19 | Northeastern Illinois | W | 107-79 |
| 12-21 | Otterbein | W | 78-71 |
| 1-3 | St. Michael's + | W | 98-74 |
| 1-4 | SIU Edwardsville + | W | 86-59 |
| 1-8 | IUPUI | W | 97-73 |
| 1-11 | Michigan-Dearborn | W | 105-54 |
| 1-13 | IPFW | W | 67-61 |
| 1-15 | Marion | W | 117-81 |
| 1-18 | at Bellarmine | W | 74-66 |
| 1-20 | Charleston (2OT) | W | 104-102 |
| 1-25 | at Ashland | W | 68-57 |
| 1-30 | Central State (UD) | W | 110-77 |
| 2-1 | Oakland City | W | 70-50 |
| 2-8 | Kentucky Wesleyan | W | 87-84 |
| 2-13 | Malone | W | 71-69 |
| 2-15 | Franklin | W | 90-78 |
| 2-18 | at Northern Kentucky | W | 74-67 |
| 2-22 | Edinboro | W | 91-87 |
| 2-27 | Kentucky State | W | 91-68 |
| 3-1 | at Indianapolis | W | 76-67 |
| 3-7 | Kentucky Wesleyan # | W | 94-84 |
| 3-8 | SIU Edwardsville # | W | 77-73 |
| 3-15 | Cheyney ~ | L | 75-78 |

+ Wright State Invitational

NCAA Division II Great Lakes

~ NCAA Division II Quarterfinals (WSU)

1986-87

Won 20, Lost 8

Coach: Ralph Underhill

| Date | Opponent | W/L | Score |
|-------|----------------|-----|--------|
| 11-25 | Ohio Dominican | W | 106-60 |

1987-88

Division I First Year

Won 16, Lost 11

Home 12-2, Away 4-9

Coach: Ralph Underhill

| Date | Opponent | W/L | Score |
|-------|------------------------|-----|--------|
| 11-28 | at U.S. International | W | 110-97 |
| 12-5 | Pace | W | 71-70 |
| 12-7 | at Green Bay | L | 65-87 |
| 12-9 | at Western Illinois | L | 67-89 |
| 12-12 | at Bowling Green | L | 65-66 |
| 12-18 | Delaware State + | W | 99-96 |
| 12-19 | Louisiana-Monroe + | W | 74-68 |
| 12-22 | Central Michigan | L | 68-97 |
| 1-2 | Bethune-Cookman | W | 98-76 |
| 1-6 | at Brooklyn | W | 80-56 |
| 1-13 | Chicago State | W | 80-75 |
| 1-16 | UMES | W | 103-73 |
| 1-18 | Howard | W | 88-69 |
| 1-20 | at Youngstown State | W | 93-63 |
| 1-23 | Brooklyn | W | 87-70 |
| 1-28 | at UMES | L | 73-77 |
| 1-30 | at UMBC | L | 79-81 |
| 2-3 | at Xavier | L | 84-101 |
| 2-6 | U.S. International | W | 97-89 |
| 2-10 | Akron | L | 81-88 |
| 2-13 | at Chicago State | L | 83-90 |
| 2-15 | Central Connecticut | W | 86-82 |
| 2-17 | at Akron (OT) | L | 82-89 |
| 2-21 | Central State (UD) | W | 82-57 |
| 2-24 | at Central Connecticut | W | 90-87 |
| 2-27 | UMBC | W | 90-69 |
| 3-5 | at Dayton | L | 71-89 |

+ Wright State Invitational

1988-89

Won 17, Lost 11

Home 14-4, Away 3-7, Neutral 0-1

Coach: Ralph Underhill

| Date | Opponent | W/L | Score |
|-------|--------------------------|-----|-------|
| 12-3 | Middle Tennessee | W | 88-71 |
| 12-5 | at Central Michigan | L | 87-96 |
| 12-9 | at Drake + | L | 68-74 |
| 12-10 | vs. George Mason + (2OT) | L | 95-98 |

ALL-TIME RESULTS

| | | | |
|------|--|---|-------|
| 2-24 | at Eastern Illinois * | W | 77-68 |
| 2-26 | at Green Bay * | L | 46-80 |
| 3-1 | Northern Illinois * | W | 71-66 |
| 3-6 | vs. Cleveland State # | L | 67-70 |
| | | | |
| + | San Juan Shootout (San Juan, PR) | | |
| ^ | USAir Classic | | |
| * | Mid-Continent Conference Game | | |
| # | Mid-Continent Conference Tournament (Rosemont, IL) | | |

1994-95

Won 13, Lost 17

Home 10-9, Away 3-8

6-8 Midwestern Collegiate Conference

Coach: Ralph Underhill

| Date | Opponent | W/L | Score |
|-------|---|-----|-------|
| 11-26 | at #17 Wisconsin | L | 63-86 |
| 11-30 | Fairleigh Dickinson | L | 62-64 |
| 12-3 | Wilmington | W | 79-61 |
| 12-10 | Dayton | W | 74-53 |
| 12-13 | at Ohio | L | 56-90 |
| 12-16 | Prairie View A&M + | W | 90-65 |
| 12-17 | Youngstown State + | L | 56-62 |
| 12-21 | at Fairleigh Dickinson | L | 67-69 |
| 12-22 | at Manhattan | L | 46-91 |
| 12-30 | Miami | L | 61-69 |
| 1-3 | Mississippi Valley State | W | 74-65 |
| 1-5 | at Detroit * | W | 78-71 |
| 1-7 | at Cleveland State * | W | 82-74 |
| 1-12 | La Salle * | L | 65-74 |
| 1-18 | Xavier * | L | 73-81 |
| 1-21 | Northern Illinois * | L | 68-77 |
| 1-26 | at Loyola * | L | 69-75 |
| 1-28 | at Milwaukee * | W | 76-74 |
| 2-2 | Detroit * | W | 79-64 |
| 2-4 | at UIC * | L | 83-94 |
| 2-7 | Virginia Tech | L | 74-77 |
| 2-11 | at La Salle * | L | 90-92 |
| 2-15 | at Xavier * | L | 84-94 |
| 2-19 | Cleveland State * | W | 78-60 |
| 2-23 | Butler * | W | 83-79 |
| 2-26 | Green Bay * | L | 61-75 |
| 3-3 | Cleveland State # | W | 88-81 |
| 3-4 | #25 Xavier # | W | 71-70 |
| 3-5 | Detroit # | W | 76-69 |
| 3-7 | Green Bay # | L | 59-73 |
| | | | |
| + | USAir Classic | | |
| * | Midwestern Collegiate Conference Game | | |
| # | Midwestern Collegiate Conference Tournament (WSU) | | |

1995-96

Won 14, Lost 13

Home 10-5, Away 4-7, Neutral 0-1

8-8 Midwestern Collegiate Conference

Coach: Ralph Underhill

| Date | Opponent | W/L | Score |
|-------|----------------------|-----|--------|
| 11-25 | Wilmington | W | 102-53 |
| 12-2 | Eastern Kentucky | W | 76-64 |
| 12-5 | Wisconsin | L | 91-94 |
| 12-9 | at Dayton | L | 80-98 |
| 12-12 | Ohio | W | 88-77 |
| 12-16 | at Toledo | W | 62-57 |
| 12-19 | Youngstown State | W | 74-66 |
| 12-23 | Manhattan | W | 85-76 |
| 12-27 | at Miami | L | 86-105 |
| 12-31 | vs. Virginia Tech + | L | 46-62 |
| 1-4 | at Green Bay * | L | 52-78 |
| 1-6 | at UIC * | L | 79-91 |
| 1-11 | Butler * | L | 68-71 |
| 1-13 | at Cleveland State * | L | 68-83 |
| 1-15 | Loyola * | W | 87-73 |

| | | | |
|------|------------------------|---|-------|
| 1-20 | at Milwaukee * | W | 74-71 |
| 1-22 | at Detroit * | W | 59-57 |
| 1-29 | Northern Illinois * | L | 63-71 |
| 2-1 | UIC * | W | 91-74 |
| 2-3 | Green Bay * | L | 53-60 |
| 2-10 | at Loyola * | L | 67-85 |
| 2-12 | at Butler * | W | 67-61 |
| 2-14 | Cleveland State * | W | 65-54 |
| 2-17 | Detroit * | W | 70-63 |
| 2-22 | Milwaukee * | W | 99-75 |
| 2-24 | at Northern Illinois * | L | 71-81 |
| 3-2 | Detroit # | L | 61-67 |

| | | | |
|---|---|--|--|
| + | New Orleans, LA | | |
| * | Midwestern Collegiate Conference Games | | |
| # | Midwestern Collegiate Conference Tournament (WSU) | | |

1996-97

Won 7, Lost 20

Home 6-9, Away 1-11

5-11 Midwestern Collegiate Conference

Coach: Jim Brown

| Date | Opponent | W/L | Score |
|-------|------------------------|-----|-------|
| 11-30 | Thomas More | W | 97-59 |
| 12-9 | at #3 Kentucky | L | 62-90 |
| 12-11 | Bowling Green | L | 63-90 |
| 12-14 | Miami | L | 58-89 |
| 12-16 | at #18 Louisville | L | 57-65 |
| 12-18 | at Ohio | L | 59-74 |
| 12-21 | Toledo | L | 71-74 |
| 12-28 | Western Michigan | W | 68-58 |
| 12-30 | at Youngstown State | L | 63-69 |
| 1-2 | at Detroit * | L | 62-73 |
| 1-4 | at Cleveland State * | L | 76-79 |
| 1-6 | Green Bay * | W | 79-72 |
| 1-9 | Dayton | L | 63-72 |
| 1-11 | Northern Illinois * | L | 55-56 |
| 1-16 | UIC * | L | 56-64 |
| 1-18 | at Milwaukee * | L | 60-61 |
| 1-23 | at Loyola * | L | 72-91 |
| 1-25 | Butler * | W | 65-62 |
| 1-30 | Detroit * | L | 63-65 |
| 2-1 | Cleveland State * | L | 71-74 |
| 2-6 | at UIC * | L | 59-66 |
| 2-8 | at Northern Illinois * | W | 77-73 |
| 2-13 | Milwaukee * | W | 75-55 |
| 2-20 | at Green Bay * | L | 49-69 |
| 2-22 | at Butler * | L | 57-75 |
| 2-24 | Loyola * | W | 56-54 |
| 2-28 | Milwaukee # | L | 70-81 |

| | | | |
|---|---|--|--|
| * | Midwestern Collegiate Conference Game | | |
| # | Midwestern Collegiate Conference Tournament (WSU) | | |

1997-98

Won 10, Lost 18

Home 6-7, Away 3-10, Neutral 1-1

3-11 Midwestern Collegiate Conference

Coach: Ed Schilling

| Date | Opponent | W/L | Score |
|-------|---------------------|-----|-------|
| 11-15 | at Central Michigan | W | 82-72 |
| 11-18 | Old Dominion | W | 64-52 |
| 11-22 | Wilmington | W | 84-55 |
| 11-25 | Ball State | L | 62-69 |
| 11-29 | Ohio | L | 56-57 |
| 12-6 | at Cincinnati | L | 60-85 |
| 12-10 | at Bowling Green | W | 76-67 |
| 12-13 | at Dayton | L | 63-94 |
| 12-17 | at Michigan State | L | 52-95 |
| 12-20 | Central Michigan | W | 79-72 |
| 12-22 | at Western Michigan | L | 74-88 |

| | | | |
|-------|----------------------|---|-------|
| 12-27 | Prairie View A&M | W | 69-65 |
| 1-3 | Loyola * | W | 79-51 |
| 1-5 | UIC * | L | 81-83 |
| 1-12 | at Butler * | L | 66-81 |
| 1-15 | at Detroit * | L | 75-80 |
| 1-17 | at Cleveland State * | L | 67-85 |
| 1-22 | Milwaukee * | L | 62-69 |
| 1-24 | Green Bay * | L | 65-77 |
| 1-29 | at Loyola * | L | 52-59 |
| 1-31 | at UIC * | L | 70-82 |
| 2-7 | Butler * | W | 57-53 |
| 2-12 | Cleveland State * | L | 67-71 |
| 2-14 | Detroit * | L | 60-68 |
| 2-19 | at Green Bay * | L | 62-74 |
| 2-21 | at Milwaukee * | W | 75-65 |
| 2-28 | vs. UIC # | W | 74-73 |
| 3-1 | vs. Butler # | L | 48-67 |

| | | | |
|---|---|--|--|
| * | Midwestern Collegiate Conference Game | | |
| # | Midwestern Collegiate Conference Tournament (Green Bay, WI) | | |

1998-99

Won 9, Lost 18

Home 8-6, Away 1-10, Neutral 0-2

4-10 Midwestern Collegiate Conference

Coach: Ed Schilling

| Date | Opponent | W/L | Score |
|-------|-----------------------|-----|--------|
| 11-14 | at Old Dominion | L | 60-81 |
| 11-17 | Central Michigan (OT) | L | 81-82 |
| 11-20 | Pittsburgh | L | 65-76 |
| 11-23 | vs. #8 Kentucky + | L | 75-97 |
| 11-28 | Sacred Heart | W | 77-50 |
| 12-5 | Denver | W | 79-57 |
| 12-8 | at Ball State | L | 70-84 |
| 12-12 | at Denver | L | 76-98 |
| 12-14 | at Northern Iowa | L | 70-78 |
| 12-19 | Morehead State | W | 64-58 |
| 12-21 | Prairie View A&M | W | 94-62 |
| 12-28 | Chicago State | W | 75-56 |
| 1-4 | at UIC * | W | 100-74 |
| 1-5 | at Loyola * | L | 67-80 |
| 1-9 | Butler * | L | 53-74 |
| 1-16 | Cleveland State * | W | 89-74 |
| 1-19 | Detroit * | L | 56-68 |
| 1-21 | at Milwaukee * | L | 65-69 |
| 1-23 | at Green Bay * | L | 52-54 |
| 1-28 | Loyola * | L | 68-75 |
| 1-30 | UIC * | W | 68-61 |
| 2-6 | at Butler * (2OT) | L | 78-88 |
| 2-11 | at Detroit * | L | 46-64 |
| 2-13 | at Cleveland State * | L | 64-87 |
| 2-18 | Green Bay * | L | 40-58 |
| 2-20 | Milwaukee * | W | 71-69 |
| 2-27 | vs. Butler # | L | 56-64 |

| | | | |
|---|---|--|--|
| + | The Cincinnati Crown | | |
| * | Midwestern Collegiate Conference Game | | |
| # | Midwestern Collegiate Conference Tournament (Chicago, IL) | | |

1999-00

Won 11, Lost 17

Home 11-3, Away 0-13, Neutral 0-1

6-8 Midwestern Collegiate Conference

Coach: Ed Schilling

| Date | Opponent | W/L | Score |
|-------|-----------------------|-----|-------|
| 11-19 | at Pittsburgh | L | 52-69 |
| 11-23 | at Central Michigan | L | 48-76 |
| 11-27 | at Texas-Pan American | L | 60-63 |
| 11-30 | South Alabama | W | 66-64 |
| 12-4 | Northern Iowa | L | 35-61 |
| 12-7 | at Morehead State | L | 72-74 |

ALL-TIME RESULTS

| | | | |
|-------|----------------------|---|--------|
| 12-13 | at St. Mary's | L | 48-80 |
| 12-16 | Prairie View A&M | W | 104-74 |
| 12-18 | at Miami | L | 61-72 |
| 12-21 | Northern Illinois | L | 58-70 |
| 12-23 | St. Mary's | W | 58-50 |
| 12-30 | #6 Michigan State | W | 53-49 |
| 1-3 | Tennessee State | W | 61-53 |
| 1-8 | at Butler * | L | 47-71 |
| 1-13 | at Detroit * | L | 65-75 |
| 1-15 | at Cleveland State * | L | 55-69 |
| 1-20 | Milwaukee * | L | 67-60 |
| 1-22 | Green Bay * | W | 60-44 |
| 1-27 | at Loyola * | L | 58-59 |
| 1-29 | at UIC * | L | 51-69 |
| 2-5 | Butler * | L | 55-79 |
| 2-10 | Cleveland State * | W | 91-88 |
| 2-12 | Detroit * | W | 64-61 |
| 2-17 | at Green Bay * | L | 46-61 |
| 2-19 | at Milwaukee * | L | 67-81 |
| 2-24 | UIC * | W | 72-52 |
| 2-26 | Loyola * | W | 84-71 |
| 3-4 | Detroit # | L | 59-64 |

* Midwestern Collegiate Conference Game
Midwestern Collegiate Conference Tournament (Chicago, IL)

2000-01

Won 18, Lost 11

Home 14-3, Away 4-7, Neutral 0-1

8-6 Midwestern Collegiate Conference

Coach: Ed Schilling

| Date | Opponent | W/L | Score |
|-------|----------------------|-----|--------|
| 11-17 | Greenville | W | 107-55 |
| 11-21 | at Northern Illinois | W | 73-66 |
| 11-28 | Alabama A&M | W | 92-82 |
| 12-2 | at Tennessee State | W | 84-74 |
| 12-4 | at South Alabama | L | 71-79 |
| 12-7 | Prairie View A&M | W | 85-60 |
| 12-11 | at Green Bay * | W | 68-67 |
| 12-16 | High Point | W | 80-38 |
| 12-19 | Miami | W | 56-47 |
| 12-21 | St. Francis (PA) | W | 94-66 |
| 12-27 | vs. Oakland + | L | 77-87 |
| 12-30 | at #1 Michigan State | L | 61-88 |
| 1-2 | Morehead State | L | 69-70 |
| 1-6 | Butler * | W | 62-61 |
| 1-11 | Detroit * | L | 65-78 |
| 1-13 | Cleveland State * | W | 67-58 |
| 1-18 | at Milwaukee * | L | 43-56 |
| 1-25 | Loyola * | W | 93-76 |
| 1-27 | UIC * | W | 76-73 |
| 1-31 | Texas-Pan American | W | 74-69 |
| 2-3 | at Butler * | L | 48-59 |
| 2-8 | at Cleveland State * | L | 60-77 |
| 2-10 | at Detroit * | L | 67-80 |
| 2-15 | Green Bay * | W | 67-48 |
| 2-17 | Milwaukee * | W | 75-60 |
| 2-22 | at UIC * | L | 65-77 |
| 2-24 | at Loyola * | W | 62-60 |
| 3-3 | Milwaukee # | W | 64-63 |
| 3-4 | Butler # | L | 58-66 |

* Midwestern Collegiate Conference Game
+ The Palace of Auburn Hills
Midwestern Collegiate Conference Tournament (WSU)

2001-02

Won 17, Lost 11

Home 11-3, Away 6-7, Neutral 0-1

9-7 Horizon League

Coach: Ed Schilling

| Date | Opponent | W/L | Score |
|-------|-----------------------|-----|-------|
| 11-17 | at St. Francis (PA) | W | 83-67 |
| 11-20 | at Cincinnati | L | 54-83 |
| 11-24 | IPFW | W | 75-62 |
| 11-29 | Tennessee State | W | 66-54 |
| 12-1 | at Miami | L | 61-67 |
| 12-5 | at Morehead State | L | 72-80 |
| 12-8 | at High Point | W | 77-55 |
| 12-11 | Oakland | W | 74-54 |
| 12-15 | Santa Clara | W | 76-62 |
| 12-20 | Prairie View A&M | W | 94-61 |
| 1-2 | at #20 Butler * (2OT) | W | 90-87 |
| 1-5 | at Youngstown State * | L | 80-87 |
| 1-12 | at Detroit * (OT) | L | 74-75 |
| 1-14 | at Cleveland State * | W | 68-64 |
| 1-17 | Milwaukee * (OT) | L | 80-86 |
| 1-19 | Green Bay * | W | 96-73 |
| 1-23 | Texas-Pan American | W | 83-64 |
| 1-26 | at Loyola * | W | 65-60 |
| 1-28 | at UIC * | L | 66-68 |
| 1-31 | Youngstown State * | W | 76-69 |
| 2-2 | Butler * | L | 57-72 |
| 2-7 | Cleveland State * | W | 87-72 |
| 2-9 | Detroit * | L | 64-69 |
| 2-14 | at Milwaukee * | L | 68-94 |
| 2-17 | at Green Bay * | W | 71-70 |
| 2-21 | UIC * | W | 63-62 |
| 2-24 | Loyola * | W | 80-74 |
| 3-2 | vs. Loyola # | L | 64-90 |

* Horizon League Game
Horizon League Tournament (Cleveland, OH)

2002-03

Won 10, Lost 18

Home 9-5, Away 0-12, Neutral 1-1

4-12 Horizon League

Coach: Ed Schilling

| Date | Opponent | W/L | Score |
|-------|------------------------|-----|-------|
| 11-23 | Akron | W | 78-75 |
| 11-26 | Cedarville | W | 85-64 |
| 11-30 | Miami | W | 51-48 |
| 12-4 | Morehead State | W | 80-74 |
| 12-7 | at Ball State | L | 59-66 |
| 12-11 | Toledo | L | 84-98 |
| 12-14 | South Florida | W | 69-68 |
| 12-17 | vs. Manhattan + | L | 74-76 |
| 12-18 | vs. Eastern Kentucky + | W | 75-61 |
| 12-30 | at Santa Clara | L | 67-71 |
| 1-5 | at Loyola * | L | 56-67 |
| 1-9 | Detroit * | W | 67-64 |
| 1-11 | at Cleveland State * | L | 52-55 |
| 1-13 | at Youngstown State * | L | 60-66 |
| 1-16 | Butler * | L | 70-81 |
| 1-23 | at Green Bay * | L | 67-69 |
| 1-25 | at Milwaukee * | L | 59-74 |
| 1-29 | UIC * | L | 76-89 |
| 2-1 | Youngstown State * | W | 80-68 |
| 2-5 | at UIC * | L | 62-77 |
| 2-8 | Loyola * | L | 69-71 |
| 2-13 | at Detroit * | L | 63-68 |
| 2-15 | Cleveland State * | W | 76-63 |
| 2-20 | at Butler * | L | 64-79 |
| 2-22 | at IPFW | L | 61-84 |
| 2-27 | Milwaukee * | L | 65-98 |
| 3-1 | Green Bay * | W | 77-74 |
| 3-4 | at Detroit # | L | 61-78 |

+ Billy Minardi Classic (Louisville, KY)

* Horizon League Game
Horizon League Tournament First Round (Detroit, MI)

2003-04

Won 14, Lost 14/Home 8-6, Away 6-8

10-6 Horizon League

Coach: Paul Biancardi

| Date | Opponent | W/L | Score |
|-------|-----------------------|-----|--------|
| 11-25 | Cedarville | L | 66-68 |
| 11-29 | at South Florida | L | 59-74 |
| 12-3 | at Morehead State | L | 60-65 |
| 12-6 | Ball State | W | 64-50 |
| 12-11 | at Miami | L | 61-76 |
| 12-15 | Southern Illinois | L | 73-79 |
| 12-18 | at Youngstown State * | W | 69-59 |
| 12-22 | at Toledo | L | 66-103 |
| 12-28 | at Brown | W | 74-71 |
| 12-30 | at Akron | L | 67-85 |
| 1-3 | Butler * | W | 51-39 |
| 1-5 | Green Bay * | L | 46-53 |
| 1-8 | at Cleveland State * | W | 78-73 |
| 1-10 | at Detroit * | W | 67-61 |
| 1-14 | Texas-Pan American | W | 82-60 |
| 1-17 | at Loyola * | W | 83-68 |
| 1-21 | UIC * | W | 61-60 |
| 1-24 | at Butler * | W | 54-53 |
| 1-27 | Milwaukee * | L | 53-68 |
| 1-31 | Cleveland State * | W | 72-56 |
| 2-4 | Loyola * | W | 83-71 |
| 2-7 | at Milwaukee * | L | 66-72 |
| 2-11 | Detroit * | L | 60-74 |
| 2-14 | IPFW | W | 66-64 |
| 2-19 | Youngstown State * | W | 81-61 |
| 2-26 | at UIC * | L | 71-75 |
| 2-28 | at Green Bay * | L | 65-76 |
| 3-2 | Loyola # | L | 59-76 |

* Horizon League Game
Horizon League Tournament First Round (WSU)

2004-05

Won 15, Lost 15

Home 11-4, Away 4-10, Neutral 0-1

8-8 Horizon League

Coach: Paul Biancardi

| Date | Opponent | W/L | Score |
|-------|--------------------------|-----|-------|
| 11-16 | at Tulsa + (OT) | W | 72-66 |
| 11-18 | at #10 Arizona + | L | 66-83 |
| 11-21 | Brown | W | 67-44 |
| 11-27 | Toledo | W | 74-64 |
| 12-1 | at Ball State | L | 54-61 |
| 12-4 | at Northeastern | W | 59-53 |
| 12-8 | Miami (OT) | L | 54-59 |
| 12-11 | Akron | L | 70-81 |
| 12-14 | at Southern Illinois | L | 42-54 |
| 12-18 | Youngstown State * | W | 72-51 |
| 12-22 | at Texas-Pan American | L | 59-77 |
| 12-30 | Morgan State | W | 70-52 |
| 1-3 | at Green Bay * (OT) | L | 71-73 |
| 1-6 | Cleveland State * | W | 73-57 |
| 1-8 | Detroit * | W | 63-57 |
| 1-15 | at Loyola * | L | 51-65 |
| 1-17 | at Milwaukee * | L | 66-71 |
| 1-22 | at Butler * | W | 59-54 |
| 1-26 | UIC * | W | 72-61 |
| 1-29 | at Cleveland State * | L | 53-67 |
| 2-2 | Milwaukee * | L | 70-79 |
| 2-5 | Loyola * | L | 57-74 |
| 2-7 | Butler * | W | 61-55 |
| 2-10 | at Detroit * | L | 49-71 |
| 2-16 | at Youngstown State * | W | 71-64 |
| 2-19 | Northern Illinois ^ (OT) | W | 72-66 |
| 2-23 | at UIC * | L | 68-81 |

ALL-TIME RESULTS

| | | | |
|------|--|---|-------|
| 2-27 | Green Bay * | W | 94-80 |
| 3-1 | Butler # | W | 61-57 |
| 3-4 | vs. Detroit ~ | L | 48-61 |
| | | | |
| + | Cisco Systems Preseason NIT | | |
| * | Horizon League Game | | |
| ^ | ESPNU BracketBusters | | |
| # | Horizon League Tournament First Round (WSU) | | |
| ~ | Horizon League Tournament Second Round (Milwaukee, WI) | | |

2005-06

Won 13, Lost 15

Home 10-3, Away 3-12

8-8 Horizon League

Coach: Paul Biancardi

| Date | Opponent | W/L | Score |
|-------|---|-----|-------|
| 11-19 | at Belmont | L | 80-86 |
| 11-23 | at Toledo | L | 53-64 |
| 11-26 | Ball State | L | 50-71 |
| 11-30 | at Miami | L | 46-54 |
| 12-7 | Detroit * | W | 69-58 |
| 12-13 | at Northern Illinois | L | 42-62 |
| 12-17 | Belmont | W | 87-79 |
| 12-22 | Texas-Pan American | W | 63-53 |
| 12-27 | Northeastern | W | 72-65 |
| 12-31 | at Akron | L | 44-72 |
| 1-5 | at Cleveland State * | W | 58-55 |
| 1-7 | Loyola * | W | 77-63 |
| 1-9 | Kenyon | W | 88-47 |
| 1-12 | at Youngstown State * | W | 64-60 |
| 1-19 | at Green Bay * | L | 44-57 |
| 1-21 | at Milwaukee * | L | 54-61 |
| 1-25 | UIC * | L | 57-62 |
| 1-28 | at Butler * | L | 62-70 |
| 1-30 | Youngstown State * | W | 81-67 |
| 2-2 | Milwaukee * | W | 59-54 |
| 2-4 | Green Bay * | W | 59-49 |
| 2-8 | at Detroit * | L | 66-70 |
| 2-11 | Butler * | W | 86-83 |
| 2-15 | Cleveland State * | L | 56-63 |
| 2-18 | at Bowling Green + | W | 70-51 |
| 2-22 | at Loyola * | L | 63-76 |
| 2-25 | at UIC * | L | 66-69 |
| 2-28 | at UIC # | L | 64-77 |
| | | | |
| * | Horizon League Game | | |
| + | ESPNU BracketBusters | | |
| # | Horizon League Tournament First Round (Chicago, IL) | | |

2006-07

Won 23, Lost 10

Home 14-1, Away 7-8, Neutral 2-1

13-3 Horizon League

Coach: Brad Brownell

| Date | Opponent | W/L | Score |
|-------|--------------------------------|-----|-------|
| 11-11 | at Miami | W | 57-56 |
| 11-19 | at Coastal Carolina | L | 63-70 |
| 11-22 | at Chicago State | L | 70-86 |
| 12-2 | Detroit * | W | 50-49 |
| 12-5 | at Bradley | L | 49-88 |
| 12-9 | at St. Bonaventure | W | 59-57 |
| 12-13 | at Marshall | L | 72-79 |
| 12-16 | Bowling Green | L | 56-59 |
| 12-19 | Marist | W | 63-53 |
| 12-21 | Chicago State | W | 63-62 |
| 12-27 | at LSU + | L | 45-71 |
| 12-28 | vs. Samford + | W | 61-50 |
| 12-29 | vs. Mississippi Valley State + | W | 55-54 |
| 1-2 | IPFW | W | 72-58 |
| 1-4 | UIC * | W | 76-62 |
| 1-6 | at #18 Butler * | L | 42-73 |
| 1-10 | Loyola * | W | 81-55 |

| | | | |
|------|-----------------------|---|-------|
| 1-13 | Green Bay * | W | 78-67 |
| 1-18 | at Cleveland State * | W | 78-67 |
| 1-21 | at Milwaukee * | L | 69-73 |
| 1-24 | Youngstown State * | W | 62-49 |
| 1-27 | at Loyola * | W | 59-47 |
| 1-29 | at Green Bay * | W | 65-54 |
| 2-3 | at Detroit * | W | 66-59 |
| 2-5 | Milwaukee * | W | 76-50 |
| 2-7 | at UIC * (OT) | W | 74-64 |
| 2-10 | #18 Butler * | W | 77-65 |
| 2-14 | Cleveland State * | W | 68-55 |
| 2-17 | Cal State Fullerton ^ | W | 77-62 |
| 2-22 | at Youngstown State * | L | 57-72 |
| 3-3 | Green Bay # | W | 67-51 |
| 3-6 | #19 Butler ~ | W | 60-55 |
| 3-15 | vs. Pittsburgh ! | L | 58-79 |

| | | | |
|---|---|--|--|
| * | Horizon League Game | | |
| + | Hispanic College Fund Classic (Baton Rouge, LA) | | |
| ^ | ESPNU BracketBusters | | |
| # | Horizon League Tournament Semifinals (WSU) | | |
| ~ | Horizon League Tournament Finals (WSU) | | |
| ! | NCAA Tournament (Buffalo, NY) | | |

2007-08

Won 21, Lost 10

Home 13-3, Away 7-6, Neutral 1-1

12-6 Horizon League

Coach: Brad Brownell

| Date | Opponent | W/L | Score |
|-------|------------------------|-----|-------|
| 11-19 | Coastal Carolina | W | 71-48 |
| 11-28 | Marshall | W | 77-70 |
| 12-1 | at Marist | L | 64-79 |
| 12-6 | Valparaiso * | L | 66-71 |
| 12-8 | #18 Butler * | W | 43-42 |
| 12-11 | Bradley | L | 65-72 |
| 12-15 | Miami | W | 58-57 |
| 12-18 | St. Bonaventure | W | 54-45 |
| 12-22 | at Cal State Fullerton | W | 84-80 |
| 12-29 | vs. Belmont + | W | 78-74 |
| 12-30 | at Chattanooga + | W | 87-82 |
| 1-3 | at Milwaukee * | L | 64-75 |
| 1-5 | at Green Bay * | L | 49-52 |
| 1-10 | Youngstown State * | W | 66-55 |
| 1-12 | Cleveland State * | L | 63-65 |
| 1-17 | at UIC * | W | 76-75 |
| 1-19 | at Loyola * | W | 53-52 |
| 1-26 | at Detroit * | W | 66-57 |
| 1-31 | Green Bay * | W | 71-67 |
| 2-2 | Milwaukee * | W | 53-51 |
| 2-4 | Presbyterian | W | 58-42 |
| 2-7 | at Cleveland State * | W | 55-49 |
| 2-9 | at Youngstown State * | W | 50-47 |
| 2-14 | Loyola * | W | 55-51 |
| 2-16 | UIC * | W | 52-51 |
| 2-20 | Detroit * | W | 59-58 |
| 2-24 | at Illinois State ^ | L | 46-54 |
| 2-28 | at #14 Butler * | L | 61-66 |
| 3-1 | at Valparaiso * | L | 73-75 |
| 3-4 | Detroit # | W | 60-37 |
| 3-7 | vs. Valparaiso ~ | L | 67-72 |

| | | | |
|---|--|--|--|
| * | Horizon League Game | | |
| ^ | Dr. Pepper Classic (Chattanooga, TN) | | |
| + | ESPNU BracketBusters | | |
| # | Horizon League First Round (WSU) | | |
| ~ | Horizon League Semifinals (Indianapolis, IN) | | |

2008-09

Won 20, Lost 13

Home 11-4, Away 5-9, Neutral 4-0

12-6 Horizon League

Coach: Brad Brownell

| Date | Opponent | W/L | Score |
|-------|--------------------------|-----|-------|
| 11-15 | Illinois State | L | 61-69 |
| 11-22 | at Central Michigan (OT) | L | 68-70 |
| 11-24 | Miami | L | 37-55 |
| 11-29 | at Sam Houston State | L | 65-84 |
| 12-4 | at Green Bay * | L | 46-57 |
| 12-6 | at Milwaukee * | L | 59-66 |
| 12-9 | Toledo | W | 50-35 |
| 12-12 | at Arkansas-Little Rock | W | 62-55 |
| 12-14 | at #11 Wake Forest | L | 53-66 |
| 12-17 | Norfolk State | W | 66-43 |
| 12-20 | vs. Oral Roberts + | W | 59-46 |
| 12-21 | vs. South Florida + | W | 60-43 |
| 12-22 | vs. Murray State + | W | 57-41 |
| 12-30 | Cleveland State * | W | 71-62 |
| 1-3 | Youngstown State * | W | 60-59 |
| 1-8 | at #20 Butler * | L | 48-64 |
| 1-10 | at Valparaiso * | W | 64-48 |
| 1-16 | at Detroit * | W | 60-51 |
| 1-22 | Loyola * | W | 68-47 |
| 1-24 | UIC * | W | 57-31 |
| 1-29 | at Youngstown State * | W | 67-61 |
| 1-31 | at Cleveland State * | L | 50-59 |
| 2-5 | Valparaiso * | W | 68-58 |
| 2-7 | #11 Butler * | L | 51-69 |
| 2-10 | at Loyola * | W | 64-52 |
| 2-14 | Detroit * | W | 61-48 |
| 2-18 | at UIC * (OT) | L | 66-77 |
| 2-21 | Northeastern ^ | L | 57-69 |
| 2-26 | Milwaukee * | W | 70-60 |
| 2-28 | Green Bay * | W | 65-64 |
| 3-3 | Valparaiso # | W | 68-56 |
| 3-6 | vs. Milwaukee ~ | W | 80-70 |
| 3-7 | at #22 Butler @ | L | 57-62 |

| | | | |
|---|--|--|--|
| * | Horizon League Game | | |
| + | San Juan Shootout (San Juan, PR) | | |
| ^ | ESPNU BracketBusters | | |
| # | Horizon League First Round (WSU) | | |
| ~ | Horizon League Second Round (Indianapolis, IN) | | |
| @ | Horizon League Semifinals (Indianapolis, IN) | | |

2009-10

Won 20, Lost 12

Home 12-1, Away 5-11, Neutral 3-0

12-6 Horizon League

Coach: Brad Brownell

| Date | Opponent | W/L | Score |
|-------|------------------------|-----|-------|
| 11-13 | at Washington + | L | 69-74 |
| 11-14 | vs. Portland State + | W | 75-70 |
| 11-15 | vs. Belmont + | W | 82-73 |
| 11-24 | Central Michigan | W | 69-53 |
| 11-28 | at Northeastern | L | 67-70 |
| 12-3 | Cleveland State * | W | 73-64 |
| 12-5 | Youngstown State * | W | 67-54 |
| 12-8 | at Toledo | W | 66-56 |
| 12-13 | at Miami | L | 55-56 |
| 12-16 | at Mississippi State | L | 69-80 |
| 12-19 | Maryland Eastern Shore | W | 87-46 |
| 12-22 | Arkansas-Little Rock | W | 69-47 |
| 12-28 | Sam Houston State | W | 88-48 |
| 12-31 | at Loyola * | L | 52-53 |
| 1-2 | at UIC * | W | 64-47 |
| 1-8 | Butler * | L | 65-77 |
| 1-10 | Valparaiso * | W | 59-57 |
| 1-14 | at Green Bay * | L | 66-68 |
| 1-16 | at Milwaukee * (OT) | L | 61-67 |
| 1-23 | at Detroit * | W | 61-59 |

ALL-TIME RESULTS

| | | | |
|------|-----------------------|---|-------|
| 1-28 | UIC * | W | 79-43 |
| 1-30 | Loyola * | W | 66-48 |
| 2-4 | at Valparaiso * | W | 75-71 |
| 2-6 | at Butler * | L | 62-74 |
| 2-11 | Milwaukee * | W | 68-63 |
| 2-13 | Green Bay * | W | 67-54 |
| 2-17 | Detroit * | W | 70-53 |
| 2-20 | at Ohio ^ | L | 59-64 |
| 2-25 | at Youngstown State * | W | 76-73 |
| 2-27 | at Cleveland State * | L | 63-68 |
| 3-6 | vs. Detroit # | W | 69-50 |
| 3-9 | at Butler @ | L | 45-70 |

- + Athletes in Action Classic (Seattle, WA)
- * Horizon League Game
- ^ ESPNU BracketBusters
- # Horizon League Semifinals (Indianapolis, IN)
- @ Horizon League Finals (Indianapolis, IN)

2010-11

Won 19, Lost 14
Home 14-3, Away 5-8, Neutral 0-3
10-8 Horizon League

Coach: Billy Donlon

| Date | Opponent | W/L | Score |
|-------|-------------------------|-----|-------|
| 11-14 | at Indiana | L | 44-67 |
| 11-17 | Northwood | W | 75-55 |
| 11-21 | Southern + | W | 66-43 |
| 11-23 | Oakland + | W | 82-79 |
| 11-26 | vs. Richmond ^ | L | 61-71 |
| 11-27 | vs. Southern Illinois ^ | L | 50-56 |
| 12-1 | at Cincinnati | L | 69-77 |
| 12-4 | at Detroit * | L | 69-78 |
| 12-8 | Air Force | W | 76-61 |
| 12-11 | Tusculum | W | 60-47 |
| 12-14 | at Central Michigan | W | 53-49 |
| 12-18 | Miami | W | 66-51 |
| 12-22 | at Charlotte | L | 53-57 |
| 12-30 | Milwaukee * | W | 68-44 |
| 1-1 | Green Bay * | W | 67-64 |
| 1-6 | at UIC * | W | 71-63 |
| 1-8 | at Loyola * | W | 58-41 |
| 1-14 | Valparaiso * | L | 60-71 |
| 1-16 | Butler * | W | 69-64 |
| 1-20 | at Youngstown State * | W | 66-62 |
| 1-22 | at Cleveland State * | L | 46-65 |
| 1-28 | at Green Bay * | W | 63-61 |
| 1-30 | at Milwaukee * | L | 53-54 |
| 2-3 | Loyola * | W | 76-63 |
| 2-5 | UIC * | W | 69-63 |
| 2-7 | Youngstown State * | W | 74-70 |
| 2-10 | at Butler * | L | 63-71 |
| 2-12 | at Valparaiso * | L | 56-58 |
| 2-16 | Cleveland State * | L | 72-74 |
| 2-19 | Hofstra @ | W | 82-56 |
| 2-25 | Detroit * | L | 67-77 |
| 3-1 | Green Bay # | W | 60-50 |
| 3-4 | vs. Cleveland State ~ | L | 59-73 |

- + Chicago Invitational Challenge (WSU)
- ^ Chicago Invitational Challenge (Chicago, IL)
- * Horizon League Game
- @ ESPNU BracketBusters
- # Horizon League First Round (WSU)
- ~ Horizon League Second Round (Milwaukee, WI)

2011-12

Won 13, Lost 19
Home 9-7, Away 4-11, Neutral 0-1
7-11 Horizon League

Coach: Billy Donlon

| Date | Opponent | W/L | Score |
|-------|-----------------------|-----|-------|
| 11-11 | at #3 Ohio State + | L | 42-73 |
| 11-13 | Kenyon | W | 80-56 |
| 11-16 | Jackson State + | W | 56-39 |
| 11-21 | vs. #10 Florida + ^ | L | 65-78 |
| 11-23 | at North Florida + | L | 52-69 |
| 11-26 | Charlotte | L | 66-70 |
| 12-1 | Cleveland State * | L | 43-45 |
| 12-3 | Youngstown State * | W | 63-62 |
| 12-7 | at Air Force | L | 34-55 |
| 12-10 | at Miami | W | 51-49 |
| 12-14 | Cincinnati | L | 58-78 |
| 12-17 | Ohio | L | 54-82 |
| 12-20 | Idaho (OT) | W | 80-78 |
| 12-22 | Central Michigan | W | 60-42 |
| 12-29 | at Loyola * | W | 64-48 |
| 12-31 | at UIC * (OT) | W | 74-70 |
| 1-6 | Butler * | L | 62-63 |
| 1-8 | Valparaiso * | W | 73-55 |
| 1-12 | at Milwaukee * | L | 38-58 |
| 1-14 | at Green Bay * | L | 56-57 |
| 1-21 | at Detroit * | L | 53-69 |
| 1-25 | UIC * | W | 69-63 |
| 1-27 | Loyola * | W | 47-41 |
| 2-2 | at Butler * | L | 53-64 |
| 2-4 | at Valparaiso * | L | 54-63 |
| 2-10 | Green Bay * | L | 48-53 |
| 2-12 | Milwaukee * | W | 70-46 |
| 2-15 | Detroit * | L | 55-71 |
| 2-18 | at UMKC @ | W | 76-62 |
| 2-23 | at Youngstown State * | L | 54-61 |
| 2-25 | at Cleveland State * | L | 55-77 |
| 2-28 | at Butler # | L | 52-70 |

- + Global Sports Shootout
- ^ St. Pete Times Forum
- @ Horizon League Game
- * ESPNU BracketBusters
- # Horizon League First Round (Indianapolis, IN)

2012-13

Won 23, Lost 13
Home 12-5, Away 8-7, Neutral 3-1
10-6 Horizon League

Coach: Billy Donlon

| Date | Opponent | W/L | Score |
|-------|------------------------|-----|-------|
| 11-9 | at Idaho | W | 80-70 |
| 11-13 | at Eastern Illinois | W | 56-44 |
| 11-16 | North Carolina A&T | W | 56-44 |
| 11-21 | vs. Central Michigan + | L | 55-59 |
| 11-23 | vs. Idaho State + | W | 60-45 |
| 11-24 | at Utah + | L | 54-66 |
| 12-1 | Morehead State | W | 66-57 |
| 12-3 | at Bowling Green | L | 41-54 |
| 12-8 | VMI | W | 92-59 |
| 12-15 | at Hofstra | W | 63-57 |
| 12-19 | Miami | W | 67-59 |
| 12-22 | at Cincinnati | L | 58-68 |
| 12-30 | Mount St. Joseph | W | 58-49 |
| 1-3 | Green Bay * | W | 64-53 |
| 1-5 | Milwaukee * | W | 53-51 |
| 1-9 | Cleveland State * | W | 69-53 |
| 1-11 | at Loyola * | W | 62-61 |
| 1-19 | at Valparaiso * | L | 63-69 |
| 1-21 | at Detroit * | W | 64-62 |
| 1-23 | at Youngstown State * | L | 61-68 |
| 1-26 | UIC * | L | 49-55 |
| 1-30 | Detroit * | L | 76-83 |
| 2-4 | Loyola * | W | 62-59 |

| | | | |
|------|------------------------|---|-------|
| 2-7 | at Green Bay * (2OT) | W | 70-68 |
| 2-9 | at Milwaukee * | W | 64-49 |
| 2-12 | Valparaiso * | L | 61-68 |
| 2-20 | at Cleveland State * | W | 50-41 |
| 2-23 | Evansville ^ | L | 58-70 |
| 2-26 | at UIC * | L | 55-60 |
| 3-2 | Youngstown State * | W | 72-45 |
| 3-8 | vs. Youngstown State # | W | 66-59 |
| 3-9 | vs. Detroit # | W | 56-54 |
| 3-12 | at Valparaiso # | L | 54-62 |
| 3-20 | Tulsa ! | W | 72-52 |
| 3-25 | Richmond ! | W | 57-51 |
| 3-27 | Santa Clara ! | L | 69-81 |

- + Utah Thanksgiving Tournament (Salt Lake City, UT)
- * Horizon League Game
- @ BracketBusters
- # Horizon League Tournament (Valparaiso, IN)
- ! College Basketball Invitational (WSU)

2013-14

Won 21, Lost 15
Home 13-3, Away 5-12, Neutral 3-0
10-6 Horizon League

Coach: Billy Donlon

| Date | Opponent | W/L | Score |
|-------|-----------------------|-----|-------|
| 11-10 | Mount St. Joseph | W | 82-49 |
| 11-13 | at Georgetown | L | 70-88 |
| 11-16 | at DePaul + | L | 72-81 |
| 11-18 | Manchester + | W | 83-33 |
| 11-22 | vs. Houston Baptist ^ | W | 75-59 |
| 11-23 | at South Alabama ^ | L | 70-74 |
| 11-27 | Alcorn State | W | 73-55 |
| 11-30 | Western Carolina | W | 85-77 |
| 12-2 | at Morehead State | L | 69-74 |
| 12-5 | at North Carolina A&T | L | 59-62 |
| 12-7 | at VMI | L | 74-94 |
| 12-15 | at Miami | L | 56-59 |
| 12-19 | Eastern Illinois | W | 70-43 |
| 12-21 | UMKC | W | 61-49 |
| 12-29 | Bowling Green | W | 46-43 |
| 1-2 | Oakland * | W | 76-64 |
| 1-4 | at Detroit * | L | 53-58 |
| 1-10 | at Valparaiso * | W | 62-45 |
| 1-12 | UIC * | W | 58-53 |
| 1-17 | Green Bay * | L | 69-79 |
| 1-19 | at Cleveland State * | W | 49-46 |
| 1-21 | Milwaukee * | W | 73-57 |
| 1-25 | at Youngstown State * | L | 67-68 |
| 1-30 | at Milwaukee * | L | 64-68 |
| 2-1 | at Green Bay * | L | 55-62 |
| 2-5 | Youngstown State * | W | 77-67 |
| 2-8 | Cleveland State * | L | 68-72 |
| 2-16 | at Oakland * | W | 72-71 |
| 2-21 | Detroit * | W | 65-61 |
| 2-25 | Valparaiso * | W | 67-58 |
| 3-1 | at UIC * | W | 68-61 |
| 3-7 | vs. Oakland # | W | 73-57 |
| 3-8 | vs. Cleveland State # | W | 68-63 |
| 3-11 | Milwaukee ! | L | 63-69 |
| 3-18 | at East Carolina @ | W | 73-59 |
| 3-22 | at Ohio @ | L | 54-56 |

- + CBE Hall of Fame Classic
- ^ CBE Hall of Fame Classic (Mobile, AL)
- * Horizon League Game
- # Horizon League Tournament (Green Bay, WI)
- ! Horizon League Finals (WSU)
- @ Collegelinsider.com Tournament

ALL-TIME RESULTS

2014-15

Won 11, Lost 20

Home 5-8, Away 6-10, Neutral 0-2

3-13 Horizon League

Coach: Billy Donlon

| Date | Opponent | W/L | Score |
|-------|----------------------------------|-----|--------|
| 11-14 | Belmont | W | 73-70 |
| 11-16 | Ohio Dominican | W | 76-64 |
| 11-19 | at Bowling Green | L | 55-70 |
| 11-22 | at Charleston Southern | W | 86-79 |
| 11-27 | vs. Cal State Fullerton ^ | L | 62-67 |
| 11-28 | vs. Florida International ^ (OT) | L | 59-61 |
| 11-29 | at USC Upstate ^ | W | 56-51 |
| 12-2 | at Evansville | L | 78-86 |
| 12-7 | Urbana | W | 81-58 |
| 12-11 | at Belmont | W | 79-71 |
| 12-14 | Miami | W | 68-59 |
| 12-18 | at Western Carolina | W | 69-56 |
| 12-23 | George Mason | L | 60-68 |
| 12-27 | at #18 Ohio State | L | 55-100 |
| 1-2 | Detroit * | W | 70-57 |
| 1-5 | at Green Bay * | L | 55-79 |
| 1-8 | at Youngstown State * | W | 70-61 |
| 1-14 | Cleveland State * | L | 50-55 |
| 1-17 | Valparaiso * | L | 56-66 |
| 1-20 | at Milwaukee * | L | 41-67 |
| 1-26 | at Detroit * | W | 64-53 |
| 1-28 | at Oakland * (OT) | L | 76-84 |
| 2-2 | Green Bay * | L | 58-71 |
| 2-7 | at Cleveland State * | L | 72-88 |
| 2-12 | UIC * | L | 75-79 |
| 2-15 | Youngstown State * | L | 69-74 |
| 2-18 | Oakland * | L | 67-76 |
| 2-21 | at Valparaiso * | L | 48-55 |
| 2-26 | Milwaukee * | L | 58-61 |
| 2-28 | at UIC * | L | 46-61 |
| 3-3 | at UIC # | L | 57-60 |

^ Spartanburg Marriott Upstate Classic (Spartanburg, SC)

* Horizon League Game

Horizon League First Round (Chicago, IL)

| | | | |
|------|-----------------------|---|-------|
| 2-11 | at UIC * | L | 59-64 |
| 2-13 | at Valparaiso * | W | 61-59 |
| 2-15 | Oakland * | L | 73-89 |
| 2-20 | Northern Kentucky * | W | 67-64 |
| 2-25 | at Youngstown State * | W | 87-81 |
| 2-27 | at Cleveland State * | W | 55-51 |
| 3-5 | vs. UIC # | W | 74-43 |
| 3-6 | vs. Detroit # | W | 82-72 |
| 3-7 | vs. Oakland # | W | 59-55 |
| 3-8 | vs. Green Bay # | L | 69-78 |

^ NIU Showcase (DeKalb, IL)

+ NIU Showcase

* Horizon League Game

Horizon League Tournament (Detroit, MI)

2015-16

Won 22, Lost 13

Home 13-2, Away 5-9, Neutral 4-2

13-5 Horizon League

Coach: Billy Donlon


| Date | Opponent | W/L | Score |
|-------|----------------------------|-----|-------|
| 11-13 | vs. South Dakota ^ | W | 77-69 |
| 11-14 | vs. Cal State Northridge ^ | L | 67-72 |
| 11-15 | at Northern Illinois ^ | L | 59-65 |
| 11-20 | at #2 Kentucky | L | 63-78 |
| 11-24 | Mount St. Joseph + | W | 66-52 |
| 11-28 | at George Mason | L | 39-66 |
| 12-1 | Albion | W | 68-50 |
| 12-4 | Georgia State | L | 46-59 |
| 12-8 | at #12 Xavier | L | 55-90 |
| 12-13 | at Miami | L | 67-72 |
| 12-17 | Charleston Southern | W | 71-65 |
| 12-20 | Bowling Green | W | 83-47 |
| 12-22 | Murray State | W | 65-49 |
| 1-2 | at Milwaukee * (OT) | W | 84-82 |
| 1-4 | at Green Bay * | L | 68-76 |
| 1-9 | at Northern Kentucky * | W | 60-46 |
| 1-14 | Cleveland State * | W | 70-53 |
| 1-16 | Youngstown State * | W | 81-45 |
| 1-18 | Detroit * | W | 77-76 |
| 1-22 | Valparaiso * | W | 73-62 |
| 1-24 | UIC * | W | 80-66 |
| 1-29 | at Oakland * | L | 63-89 |
| 1-31 | at Detroit * | L | 68-75 |
| 2-4 | Milwaukee * | W | 84-83 |
| 2-6 | Green Bay * | W | 79-60 |

SERIES RECORDS

| OPPONENT | OVERALL | OPPONENT | OVERALL | OPPONENT | OVERALL |
|-------------------|---------|--------------------|---------|------------------------|----------------|
| Otterbein | 5-3 | St. Michael's | 1-0 | U.S. International | 4-0 |
| Pace | 1-1 | Samford | 1-0 | USC Upstate | 1-0 |
| Pacific | 0-1 | Sam Houston State | 1-1 | Utah | 0-1 |
| Pittsburgh | 0-3 | Santa Clara | 1-2 | Valparaiso | 15-13 |
| Point Park | 0-1 | Siena Heights | 2-0 | Vermont | 1-0 |
| Portland State | 1-0 | Slippery Rock | 0-3 | VCU | 0-2 |
| Prairie View A&M | 10-0 | South Alabama | 2-2 | VMI | 1-1 |
| Presbyterian | 1-0 | South Dakota | 1-0 | Virginia Tech | 0-2 |
| Principia | 0-1 | South Florida | 2-1 | Wake Forest | 0-1 |
| Queens | 2-0 | Southern | 1-0 | Walsh | 2-0 |
| Quincy | 1-0 | Southern Illinois | 0-3 | Washington | 0-1 |
| Rice | 0-2 | SIU Edwardsville | 6-1 | Wayne State | 3-0 |
| Richmond | 1-1 | Southern Indiana | 5-1 | West Virginia State | 1-0 |
| Rio Grande | 4-1 | Southern Utah | 4-1 | West Virginia Wesleyan | 1-0 |
| Roanoke | 1-0 | Spring Arbor | 6-0 | Western Carolina | 2-0 |
| Robert Morris | 2-0 | Spring Hill | 1-0 | Western Illinois | 7-2 |
| Rollins | 0-2 | Stephen F. Austin | 1-0 | Western Michigan | 1-1 |
| Roosevelt | 1-0 | Stetson | 0-3 | Wilberforce | 10-2 |
| Rose-Hulman | 4-1 | Taylor | 0-2 | Wilmington | 9-2 |
| Sacred Heart | 1-0 | Tennessee State | 4-0 | Wisconsin | 0-2 |
| St. Bonaventure | 2-2 | Texas-Pan American | 4-2 | Wisconsin-Oshkosh | 1-0 |
| St. Francis (IL) | 2-0 | Texas Southern | 1-1 | Wisconsin-Parkside | 0-1 |
| St. Francis (NY) | 3-0 | Thomas More | 11-3 | Wittenberg | 0-1 |
| St. Francis (PA) | 2-0 | Tiffin | 3-0 | Wooster | 1-0 |
| St. John's | 0-1 | Toledo | 5-5 | Xavier | 2-4 |
| St. Joseph's (IN) | 8-4 | Transylvania | 3-2 | Youngstown State | 42-11 |
| St. Joseph's (PA) | 0-1 | Tulsa | 2-0 | TOTALS | 783-549 |
| St. Leo | 1-0 | Tusculum | 1-0 | | |
| St. Mary's | 1-1 | Urbana | 4-0 | | |

1993 MID-CONTINENT CONFERENCE CHAMPIONS

March 9, 1993 marked a significant day in Wright State athletics history. It was the day when the men's basketball team reached the NCAA Division I Tournament for the first time. It was just their sixth season in Division I and second year in a conference. The Raiders played Indiana in the first round of the NCAA Tournament in Indianapolis, Indiana on March 19, 1993. Bill Edwards was named the Conference's Player of the Year.



Bill Edwards drives to the lane in the Mid-Continent championship game



The 1993 Mid-Continent Champions presented with plaques




Bill Edwards and Jeff Unverferth celebrate after the 94-88 win




1993 Mid-Continent Conference Champions

RETIRED NUMBER: 42 BILL EDWARDS




Bill Edwards


Only one number in the proud history of Wright State University men's basketball has ever been retired. That number is 42. It was worn by the programs' all-time scorer from 1989–93, as he led the Raiders to the NCAA Tournament at the RCA Dome. During his playing days he set many records, including most points in a career (2,303), in a game



(45) and rebounds in a career (907). Only four other numbers have been retired by the Wright State athletics department: baseball players Brian Anderson and Joe Smith, men's soccer player Hylton Dayes and former baseball coach Ron Nischwitz.



Bill Edwards as a Cavalier




Bill Edwards as a 76er



Bill Edwards becomes the school's all-time leading scorer




VITALY POTAPENKO




Vitaly Potapenko

Vitaly came to Wright State from the Ukraine before the 1994–95 season and quickly became a fan favorite as he reached the school's 1,000 point club in less than 50 games. During his two-year stay at WSU, he was named to the first-team all league both years. He was chosen 12th overall in the 1996 NBA Draft by the Cleveland Cavaliers.



Vitaly Potapenko as a Celtic



Vitaly Potapenko as a Cavalier


After spending his first few years in Cleveland, he was traded to the Boston Celtics and was a main component in their playoff runs under Rick Pitino. Potapenko played for the Seattle SuperSonics, and the Sacramento Kings to end his NBA 10-year career. Vitaly spent the 2010–11 season as an assistant coach with the Indiana Pacers and is now an assistant in the Developmental League of the NBA.




Vitaly Potapenko as a King



Vitaly Potapenko as a Sonic




The fans were treated to a Potapenko dunk often



Vitaly Potapenko with NBA Commissioner David Stern

YEAR-BY-YEAR

| Year | Overall | League | Coach |
|--------------------|----------------|----------------|-----------------|
| 1970-71 | 7-17 | | John Ross |
| 1971-72 | 9-14 | | John Ross |
| 1972-73 | 17-5 | | John Ross |
| 1973-74 | 17-8 | | John Ross |
| 1974-75 | 15-10 | | John Ross |
| Five Years | 65-54 | | |
| 1975-76 | 20-8 | | Marcus Jackson |
| 1976-77 | 11-16 | | Marcus Jackson |
| 1977-78 | 14-13 | | Marcus Jackson |
| Three Years | 45-37 | | |
| 1978-79 | 20-8 | | Ralph Underhill |
| 1979-80 | 25-3 | | Ralph Underhill |
| 1980-81 | 25-4 | | Ralph Underhill |
| 1981-82 | 22-7 | | Ralph Underhill |
| 1982-83 | 28-4 | | Ralph Underhill |
| 1983-84 | 19-9 | | Ralph Underhill |
| 1984-85 | 22-7 | | Ralph Underhill |
| 1985-86 | 28-3 | | Ralph Underhill |
| 1986-87 | 20-8 | | Ralph Underhill |
| 1987-88 | 16-11 | | Ralph Underhill |
| 1988-89 | 17-11 | | Ralph Underhill |
| 1989-90 | 21-7 | | Ralph Underhill |
| 1990-91 | 19-9 | | Ralph Underhill |
| 1991-92 | 15-13 | 9-7 | Ralph Underhill |
| 1992-93 | 20-10 | 10-6 | Ralph Underhill |
| 1993-94 | 12-18 | 9-9 | Ralph Underhill |
| 1994-95 | 13-17 | 6-8 | Ralph Underhill |
| 1995-96 | 14-13 | 8-8 | Ralph Underhill |
| 18 Years | 356-162 | 42-38 | |
| 1996-97 | 7-20 | 5-11 | Jim Brown |
| One Year | 7-20 | 5-11 | |
| 1997-98 | 10-18 | 3-11 | Ed Schilling |
| 1998-99 | 9-18 | 4-10 | Ed Schilling |
| 1999-00 | 11-17 | 6-8 | Ed Schilling |
| 2000-01 | 18-11 | 8-6 | Ed Schilling |
| 2001-02 | 17-11 | 9-7 | Ed Schilling |
| 2002-03 | 10-18 | 4-12 | Ed Schilling |
| Six Years | 75-93 | 34-54 | |
| 2003-04 | 14-14 | 10-6 | Paul Biancardi |
| 2004-05 | 15-15 | 8-8 | Paul Biancardi |
| 2005-06 | 13-15 | 8-8 | Paul Biancardi |
| Three Years | 42-44 | 26-22 | |
| 2006-07 | 23-10 | 13-3 | Brad Brownell |
| 2007-08 | 21-10 | 13-5 | Brad Brownell |
| 2008-09 | 20-13 | 12-6 | Brad Brownell |
| 2009-10 | 20-12 | 12-6 | Brad Brownell |
| Four Years | 84-45 | 50-20 | |
| 2010-11 | 19-14 | 10-8 | Billy Donlon |
| 2011-12 | 13-19 | 7-11 | Billy Donlon |
| 2012-13 | 23-13 | 10-6 | Billy Donlon |
| 2013-14 | 21-15 | 10-6 | Billy Donlon |
| 2014-15 | 11-20 | 3-13 | Billy Donlon |
| 2015-16 | 22-13 | 13-5 | Billy Donlon |
| Six Years | 109-94 | 53-49 | |
| Totals | 783-549 | 210-194 | 44 years |
| | .588 | .520 | |




John Ross




Marcus Jackson



Ralph Underhill



Jim Brown



Ed Schilling



Paul Biancardi



Brad Brownell



Billy Donlon